apliquem uO

FLUKE®

2026

TEST TOOLS CATALOGUE

Test Tools Catalogue 2026
Online Edition

Handy user tips

All page numbers and websites linked.

Simply click on any **page number** to instantly turn to the page, or click on a **web address** or **QR code** to visit the link.

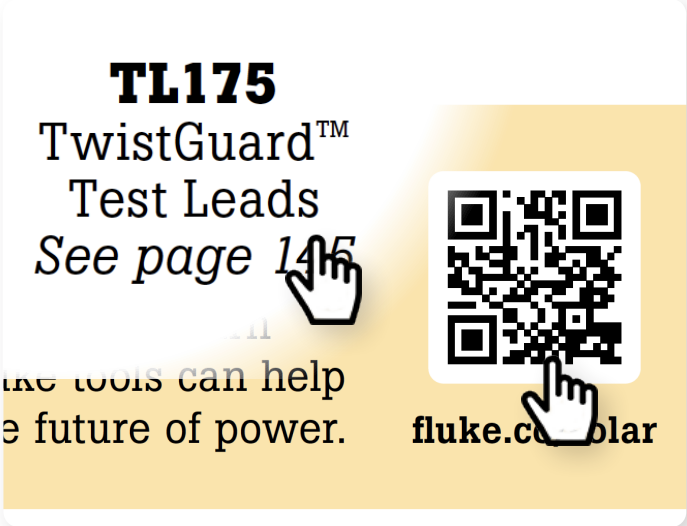

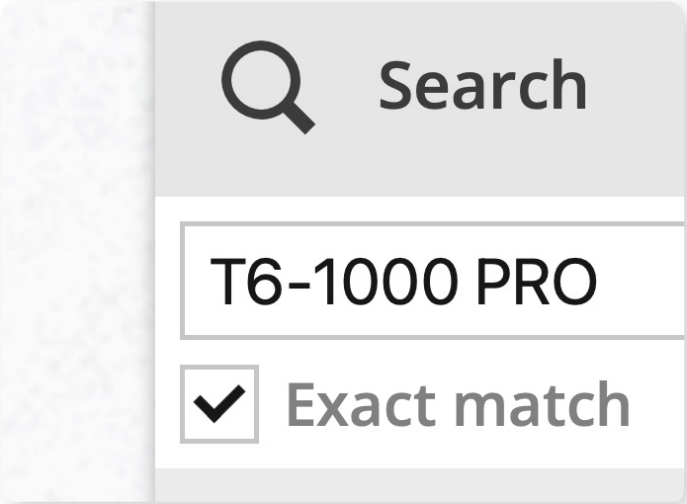

Looking for something?

Use the built in search tool in the corner to help find what you're looking for.

*Or click here to go to the **Index.***

Lost? Return to contents.

Click the **Fluke logo** on the top corner to return to the contents page from anywhere.

Contents

View this catalogue online
Visit fluke.co/ttc

About Fluke 1

What's New at Fluke 2-3

Fluke Connect® 4-11
Fluke Connect® Selection Guide 6
Wireless Current Clamp Modules 7
Wireless Voltage Modules 9
Wireless K-Type Temperature Module 10
Fluke Connect® Accessories 11

Digital Multimeters 12-26
Digital Multimeter Selection Guide 13
Digital Thermal Multimeter 14
Wireless Digital Multimeter 15
Logging Multimeters 16
Digital Multimeters 17
Proving Units 25
Precision Bench Multimeters 26

Clamp Meters 27-36
Clamp Meter Selection Guide 28
CAT III 1500 V Clamp Meter 29
Clamp Meters with FieldSense™ 30
Portable Clamp Meters 32
Series Clamp Meters 33
AC/DC Clamp Meters 35
HVAC Clamp Meter 36

Battery Analysers 37-38
Battery Analysers 38

Electrical Testers 39-45
Electrical Testers 40
Electrical Testers with FieldSense™ 41
Socket Tester with Beeper 42
Voltage and Continuity Testers 43
Phase Rotation Indicators 44
Wire Tracer Kit 45

Infrared Thermometers 46-51
Infrared Thermometer Selection Guide 47
Visual Infrared Thermometers 48
Series Infrared Thermometers 49
Thermometers 51

Industrial Imaging 52-68
Infrared Camera Selection Guide 53
Thermal Imaging Software 54
Mobile Thermal Camera 55
Pocket Infrared Camera 56
Performance Series Infrared Cameras 57
Professional Series Infrared Cameras 58
Expert Series Infrared Cameras 60
Fixed Mount Thermal Cameras 63
Infrared Windows 64
Acoustic Imager 66
Acoustic Imager with MecQ™ 67
Diagnostic Scopes 68

Laser Distance Meter 69-71
Laser Distance Meters 70

Renewable Energy 72-82
Solar Irradiance Meter 76
Multifunction PV Tester & IV Curve Tracer 77
TruTest™ Data Management & Reporting Software . . . 78
Three NEW Kits for Solar PV Testing 79
EV Charing Station Adapter/Analyser 80
PV Analyser, I-V Curve Tracer 82

Environmental Testing 83-88
Indoor Air Quality Meter Selection Guide 84
Airflow Meter/Micromanometer 85
Airborne Particle Counter 86
Temperature Humidity Meter 87
Light Meter & Sound Meter 88

Insulation Testers 89-94
Insulation Tester Selection Guide 90
Insulation Multimeters 91
Insulation Resistance Testers 92

Earth Ground Testers 95-97
Geo Earth Ground Testers 96
Earth Ground Clamp Meter 97

Installation Testers 98-101
Multifunction Installation Testers 99
Portable Appliance Testers 101

Power Quality 102-110
Power Quality Tools Selection Guide 103
Power Quality Analysers 104
Electrical Measurement Window 105
Three-Phase Electrical Energy Loggers 106
Three-Phase Power Loggers 107
Three-Phase Power Quality Loggers 108
Portable Power Analysers 109
Single Phase Voltage Quality Recorder 110

Portable Oscilloscopes 111-115
Portable Oscilloscope Selection Guide 112
Motor Drive Analyser 113
ScopeMeter® Portable Oscilloscopes 114
Industrial ScopeMeter® Hand-Held Oscilloscopes 115

Process Calibration Tools 116-147
Process Calibration Tools Selection Guide 119
Loop Calibrators 122
Process Calibrators 124
Temperature Calibrators 127
Pressure Calibrators 135

Fluke Process Instruments 148

Mechanical Maintenance 149-154
Vibration Meter 150
Vibration Tester 152
Laser Shaft Alignment Tool 153
Laser Belt Alignment Tool 154

Intrinsically Safe Test Tools 155-156
Intrinsically Safe Test Tools 156

Insulated Hand Tools 157-159
Insulated Hand Tools 158
Insulated Hand Tools Kits 159

Accessories 160-187
IR Camera Accessories 161
Test Leads, Probes and Clips 162
Test Lead Sets and Kits 166
Temperature Accessories 168
AC Current Clamps 170
AC/DC Current Clamps 172
Cases, Holsters and Hangers 174
Other Accessories 177
Automotive Accessories 178
Portable Oscilloscopes Accessories 179
Power Quality Accessories 181
Vibration and Alignment 184
Process Calibration Accessories 185
Fuse Compatibility 186
Software 187

Combo Kits 188-194
Multimeter Kits 189
Tester Kits 191
Other Kits 192
Renewable Kits 193
Insulated Hand Tool Kits 194

Fluke Networks 195-201

Index 202-204

Fluke Support, Service & Warranty 208-209

What's New at Fluke

Fluke 283 FC/PV Solar Digital Multimeter & Wireless Current Clamp

Unlock safety, accuracy, and efficiency.

- **CAT III 1500 V, CAT IV 1000 V** Safety Rated digital multimeter, wireless current clamp, and TL-175-HV test leads
- Meter Self Check function provides system self-checks, a battery status check and calibration status check
- Limit gauge indicator allows users to set expected measurement range results, with alerts provided if measurements fall outside of range
- Save test results via Fluke Connect App (IOS & Android), or log data on internal memory first

For more on the 283 FC/PV Solar Digital Multimeter & Wireless Current Clamp, see page 17

Fluke TC01A/TC01B/TC01C iSee™ Mobile Thermal Camera

Fluke's First Mobile Thermal Camera.

- Real-time high and low temperature capture, without missing any details
- Adjustable emissivity to cope with different materials
- Compact design as light as 22g, perfect for on the go measurements

For more on the Fluke iSee™ Mobile Thermal Camera, see page 55

Fluke Ti300U/Ti401U/Ti480U Professional Series Infrared Cameras

Classic Ultra Series, sharper and smarter.

- Spatical resolution upgraded to 0.68 mrad
- Focus in 1 second, quiet & smart
- Single-handed operation, easy and comfortable

For more on the Fluke Ti300U/401U/480U Thermal Imagers, see page 59

Fluke TiX1060 Expert Series Infrared Cameras

Fluke's highest resolution camera with built in GPS.

- Adjust the test angle easily to flexibly cope with various situations by rotating the Imager's lens during testing
- Combines Global Position System data embedded in the image with 1 to 35x continuous zoom
- With the SuperResolution technology, the image quality of 2048 × 1536 pixels can be achieved

For more on the Fluke TiX1060 Expert Series Infrared Cameras, see page 62

Fluke 1672/1673 FC/1674 FC Multifunction Installation Testers

A device that verifies proper installation and operation of electrical systems.

- Quickly input site information and set up circuits for testing using the color touchscreen, mobile device, or PC to start testing sooner
- With user-programmable auto tests, customers can run an entire installation test sequence automatically with just the touch of a button
- Reduce manual data entry and record keeping with wireless Bluetooth connectivity that automatically links test results to the circuit or point under test

For more on the Fluke 1672/1673 FC/1674 FC Multifunction Installation Testers, see page 100

Fluke FEV350 EV Charging Station Analyser

Measure and view, industrial design, necessity for inspection.

- Test the safety and functionality of AC electrical vehicle charging stations with the all-in-one solution
- Pass/fail test results
- Auto control pilot (CP) with waveform analysis
- Compatible with TruTest™ Data Management Software

For more on these Fluke FEV350 EV Charging Station Analyser, see page 81

Fluke ii500, ii905 & ii915 Acoustic Imagers

Spot air leaks, electrical discharges, and mechanical faults with ease and precision.

- Four measurement modes designed for the complex test environments found in industrial sites
- High test repeatability ensures consistent measurement accuracy
- Simple one-button measurement to get assessment value immediately
- Built-in flashlight for taking measurements at night or in low-light spaces

For more on the Fluke ii500, ii905 & ii915 Acoustic Imagers, see page 66

Fluke Networks LinkIQ™ Duo Cable+Network+Wi-Fi Tester

A Complete Solution for Copper, Fibre, and Wi-Fi Testing.

- Analyse 2.4, 5, and 6 GHz networks for speed, coverage, and performance
- Verify cable performance up to 10GBASE-T
- Test and troubleshoot 10 Gb/s or 1 Gb/s fibre ports
- Wi-Fi analysis to Wi-Fi 6E: networks, channels, and access points
- Save and print results with LinkWare™ PC

For more on the Fluke Networks LinkIQ™ Duo & Fibre Media Converter Kits, see page 198

Fluke Connect®

Take advantage of the benefits of Fluke Connect® by seamlessly gathering and sharing inspection results instantly. By using the Fluke Connect® App, you can efficiently and safely capture, store and share maintenance data without leaving the field. You can securely connect and collaborate with others, so they can see what you see.

FLUKE CONNECT®

SEE IT. SAVE IT. SHARE IT.

All the facts, right in the field.

Get the FREE Fluke Connect® App!

By using the Fluke Connect® App, you can efficiently and safely capture, store and share maintenance data without leaving the field. You can securely connect and collaborate with others, so they can see what you see.

Download on the App Store

GET IT ON Google Play

Troubleshoot faster

Instantly trend and monitor intermittent problems with TrendIt™ graphs so you can easily identify trends and stop problems before they happen. Seeing is believing — trend data over time and prove your point.

Share from anywhere

Stay on the same page even when you and your team are in different places and on different devices. With the ShareLive™ video call feature, securely connect and collaborate with others, so they can see what you see in real time. Get approvals without leaving the field.

Save Time Reporting

Make better decisions faster than before. Organise your measurements by asset in one location with EquipmentLog™ history. Measure once, and cut out the paper with AutoRecord™ measurements.

When your measurements are associated with equipment, there is no need to record in the field and then transcribe into an office computer. Make decisions quicker than before by viewing temperature, mechanical, electrical and vibration measurements from one location.

Fluke Connect® Selection Guide

The Fluke Connect® App displays readings from up to ten modules on the iPhone and six modules on an Android device. A vast range of Fluke Infrared Cameras display their own measurements plus readings from up to five wireless modules. The 3000 FC Wireless Digital Multimeter displays its own readings plus measurements from up to three wireless modules. The 173X Power Loggers and 174X Power Quality Loggers display their own measurements plus readings from up to two wireless modules.

Fluke Connect® tools	Fluke Connect® App – iOS and Android™	Fluke Connect® Express	TiX580 Infrared Camera	Ti480 PRO Infrared Camera	PTi120/TiSxx Series Infrared Cameras	3000 FC Digital Multimeter	902 FC True-RMS HVAC Clamp Module	378/377/376/375/374/393 FC Clamp Meters	a3000/a3001 FC AC Current Clamp Modules	a3002 FC AC/DC Current Clamp Module	a3003/a3004 FC DC Current Clamp Modules	v3000 FC AC Voltage Module	v3001 FC DC Voltage Module	t3000 FC Temperature Module	1555/1550C Insulation Resistance Testers	1742/1746/1748 Power Quality Loggers	1732/1734/1736/1738 Electrical Loggers	729 FC Automatic Pressure Calibrator	787B/789 ProcessMeter™	1587 FC Insulation Multimeter	1664 FC Multifunction Installation Tester	805 FC Vibration Tester	125B/124B/123B ScopeMeters®	279 FC Digital Thermal Multimeter	1630-2 FC Earth Ground Clamp	368/369 FC Leakage Current Clamps
Fluke Connect® App – iOS and Android	•		•	•	•	•	•	•	•	•	•	•	•	•	•	•	•	•	•	•	•	•	•	•	•	•
TiX501/TiX580 Infrared Camera	•					•	•	•	•	•	•	•	•	•												
Ti300+/Ti401PRO/Ti480PRO Infrared Camera	•					•	•	•	•	•	•	•	•	•												
Ti300U/Ti401U/Ti480U Infrared Camera		•																								
TiX875/TiX885/TiX1060 Infrared Camera		•																								
PTi120/TiSxx Series Infrared Cameras	•					•	•	•	•	•	•	•	•	•												
3000 FC Digital Multimeter	•		•	•					•	•	•	•	•	•		•	•									
a3000/a3001 FC AC Current Clamp Modules	•		•	•		•										•	•									
902 FC True-RMS HVAC Clamp Meter	•		•	•	•	•										•	•									
378/377/376/375/374/393 FC True-RMS Clamp Meters	•		•	•	•	•										•	•									
a3002 FC AC/DC Current Clamp Module	•		•	•	•	•										•	•									
a3003/a3004 FC DC Current Clamp Modules	•		•	•	•	•										•	•									
v3000 FC AC Voltage Module	•		•	•	•	•										•	•									
v3001 FC DC Voltage Module	•		•	•	•	•										•	•									
t3000 FC Temperature Module	•		•	•	•	•										•	•									
1555/1550C Insulation Resistance Testers	•																									
1742/1746/1748 Power Quality Loggers	•					•	•	•	•	•	•	•	•	•												
1732/1734/1736/1738 Electrical Loggers	•					•	•	•	•	•	•	•	•	•												
787B/789 ProcessMeter™	•																									
1587 FC Insulation Multimeter	•																									
1664 FC Installation Tester	•																									
805 FC Vibration Tester	•																									
125B/124B/123B ScopeMeters®	•																									
279 FC Thermal Multimeter	•																									
1630-2 FC Earth Ground Clamp	•																									
368/369 FC Leakage Current Clamps	•																									
ir3000 FC Wireless Connector	•		Connect adapter to: Fluke 787B, 789, 289, 287, 1550C, 1555																							

Fluke a3000 FC, a3001 FC, a3002 FC Wireless Current Clamp Modules

Fluke a3000 FC

a3000 FC Wireless AC Current Clamp Module

A true RMS Current Clamp Meter that wirelessly relays measurements to other Fluke Connect® enabled master units.

- Measure up to 400 A AC
- Logging function: record and save up to 65,000 readings
- Use as a standalone meter or as part of a system
- Inrush function
- Weight: 0.22 kg
- Three year warranty

Fluke a3001 FC

a3001 FC Wireless iFlex® AC Current Module

A iFlex® AC Current Module that wirelessly relays measurements to other Fluke Connect® enabled master-units. It allows you to measure around awkward sized conductors or get into tight spaces and makes wire access easier.

- Measure up to 2500 A AC
- Logging function: record and save up to 65,000 readings
- Use as a standalone meter or as part of a system
- Inrush function
- Weight: 0.22 kg
- Three year warranty

Fluke a3002 FC

a3002 FC Wireless AC/DC Current Module

For use with the i410 or i1010 AC/DC current clamps (sold separately). Wirelessly relay measurements from the i410 or i1010 clamp accessory to other Fluke Connect® enabled master units.

- Measure up to 400 A AC or 400 A DC with i410
- Measure up to 600 A AC or 1000 A DC with i1010
- Use as a meter alone or as part of a system
- Record and save up to 65,000 readings
- Weight: 0.255 kg
- Three year warranty

Specifications	a3000 FC	a3001 FC	a3002 FC
Range	0.5 A to 400.0 A AC	0.5 A to 2500 A AC	up to 600 A AC and 1000 A DC (with I1010 Current Clamp)
Resolution	0.1 A		
Accuracy	400.0 A: 2% ±5 digits (10 Hz to 100 Hz), 2.5% ±5 digits (100 Hz to 500 Hz)	3% ±5 digits (5 Hz to 500 Hz)	AC: 1.0% + 3 DC: 0.5% + 3 (45 Hz to 1000 Hz)
Inrush	Max displayed reading: 999.9 A		
Crest Factor (50Hz/60Hz)	3 at 500 A, 2.5 at 600 A, 1.42 at 1000 A, add 2% for C.F. > 2	3.0 at 1100 A, 2.5 at 1400 A, 1.42 at 2500 A, add 2% for C.F. > 2	
LCD w/backlight	3½ digits		3½ digits, 6000 counts, 4/sec update rate
Log rate/interval	1 sec minimum/adjustable by PC or FC App		
Battery type/life	2 AA, NEDA 15 A, IEC LR6 / 400 hours		
RF communications	2.4 GHZ ISM Band		
RF communication range	Open air, unobstructed: Up to 20 m. Obstructed, sheetrock wall: Up to 6.5 m. Obstructed, concrete wall or steel electrical enclosure: Up to 3.5 m		
Operating & Storage temp	-10°C to +50°C / -40°C to +60°C		
Temperature coefficient	Add 0.1 × (specified accuracy)/°C (<18°C or >28°C)		
Operating humidity	0% to 90% (0°C to 35°C), 0% to 75% (35°C to 40°C), 0% to 45% (40°C to 50°C)		
EMC	EN 61326-1:2006		
Safety compliance	IEC 61010-1, 600 V CAT III, 3rd edition Pollution Degree 2	IEC 61010-1, 600 V CAT IV/1000 V CAT III, 3rd edition Pollution Degree 2	
Safety rating	CAT III 600 V	CAT IV 600 V, CAT III 1000 V	
Certifications	CSA, CE, FCC: T68-FBLE IC: 6627A-FBLE		
Ingress Protection rating	IP30	IP42	
Jaw Opening	64 mm	25.4 cm coil	
Size (H×W×D in cm)	16.5 × 6.35 × 3.56	16.5 × 6.35 × 1.4	16.0 × 6.6 × 3.8
Save and record	Up to 65,000 readings		

Recommended Accessories

i410/i1010
Current Clamp
(for a3002 FC)
See page 173

PC Adapter
Fluke Connect®
Wireless PC Adapter
See page 177

Recommended Kits

Bundle & Save

Fluke Wireless a3000 FC Current Clamp Kit

Fluke Wireless a3001 FC iFlex® AC Current Kit

For more details See page 190

Included Accessories

iFlex® i2500 Flexible Current Probe (a3001FC), Magnetic Hanging Strap (a3002FC).

Ordering Information

FLK-A3000 FC	Wireless AC Current Clamp Module
FLK-A3001 FC	Wireless iFlex® AC Current Module
FLK-A3002 FC	Wireless AC/DC Current Module
FLK-A3000 FC KIT	Wireless AC Current Clamp Kit
FLK-A3001 FC KIT	Wireless iFlex® AC Current Kit

Contact your local distributor for price and availability.

fluke.co/wtb

Fluke a3003 FC and a3004 FC Wireless Current Clamp Modules

Fluke a3003 FC

a3003 FC Wireless 2000 A DC Current Clamp Module

The a3003 is the tool of choice for high current DC ammeter applications that require measurements up to 2000 A DC.

The extra-wide jaw easily clamps around large conductors, typically found in mining, utility, marine, rail or other heavy manufacturing industries where large DC currents or large current carrying cables are found.

The a3003's unique jaw construction allows for a wide measurement range meaning that you can accurately make measurements from 10 A DC to 2000 A DC.

- Measures from 10 A to 2000 A DC
- Large jaw size (64mm) for measuring large, high current conductors
- Logging function: record and save up to 65,000 readings
- Weight: 0.65 kg
- Three year warranty

Fluke a3004 FC

a3004 FC Wireless 4-20 mA DC Clamp Module

A fully functional current clamp meter the a3004 tests or troubleshoots 4-20 mA control loops used with drive systems, PLC's, or building energy management systems. Now you can troubleshoot and repair 4-20 mA loops without breaking the loop or bringing down the system and save time.

- Send data to your laptop and go from logging to analysis and diagnosis.
- Use the Fluke Connect® wireless USB adapter to collect logged data from remote modules by walking past a working module and downloading logged data
- Logging function: record and save up to 65,000 readings
- Perform for analysis with your PC and share the results using Fluke Cloud™ storage and ShareLive™ video call
- Weight: 0.299 kg
- Three year warranty

Specifications	a3003 FC	a3004 FC
Range	1.0 A to 999.9 A DC 1000 A to 2000 A DC	0.05 mA to 20.99 mA DC 21.0 mA to 99.9 mA DC
Resolution	0.1 A 1 A	0.01 mA 0.1 mA
Accuracy	2% ±5 digits 2.5% ±5 digits	0.2% ±5 digits 1.0% ±5 digits
LCD w/backlight	3½ digits	
Log rate/interval	1 sec minimum/adjustable by PC or front pannel	
Battery type	2 AA, NEDA 15 A, IEC LR6	
Battery life	120 hours	45 hours
Memory	Record up to 65,000 readings	
RF communications	2.4 GHz ISM Band	
RF communication range	Open air, unobstructed: Up to 20 m, Obstructed, sheetrock wall: Up to 6.5 m, Obstructed, concrete wall or steel electrical enclosure: Up to 3.5 m	
Operating Temperature	-10°C to +50°C	
Storage Temperature	-40°C to +60°C	
Temperature coefficient	Add 0.1 × (specified accuracy) /°C (< 18°C or > 28°C)	
Operating humidity	90% at 35°C, 75% at 40°C, 45% at 50°C	
Altitude	Operating 2,000 m, Storage 12,000 m	
EMC	IEC 61326-1	
Safety compliance	IEC 61010-1, CAT IV 600 V, CAT III 1000 V, 3rd edition	
Safety rating	CAT IV 600 V, CAT III 1000V	
Certifications	cCSAus, CE, FCC: T68-FBLE IC: 6627A-FBLE	
Ingress Protection rating	IP42	
Jaw Opening	64 mm	4.5 mm
Size (H×W×D in cm)	16.5 × 6.35 × 3.56	16.5 × 6.35 × 1.4

Recommended Accessories

PC Adapter
Fluke Connect® Wireless PC Adapter
See page 177

Get the FREE Fluke Connect® App!

By using the Fluke Connect® App, you can efficiently and safely capture, store and share maintenance data without leaving the field. You can securely connect and collaborate with others, so they can see what you see.

Download on the App Store

GET IT ON Google Play

Included Accessories

2000 A Clamp Attachment (a3003), 4-20 mA Clamp Attachment (a3004), Batteries, Hanging Strap, Quick Start Guide.

Ordering Information

FLK-A3003 FC	Wireless 2000 AMP DC Module
FLK-A3004 FC	Wireless 4-20 mA DC Module

Contact your local distributor for price and availability.

fluke.co/wtb

Fluke v3000 FC AC and v3001 FC DC Wireless Voltage Modules

Fluke v3000 FC

v3000 FC Wireless True-RMS AC Voltage Module

A fully functional True-RMS Voltage Meter that wirelessly relays AC voltage measurements to other Fluke Connect® enabled master units.

- True-RMS AC Voltage Module
- Measure up to 1000 V
- Use as a standalone meter or as part of the system
- Record and save up to 65,000 readings
- Weight: 0.22 kg
- Three year warranty

AC Voltage

Range[1]	Resolution	Accuracy[2,3,4] 45 Hz to 500 Hz	Accuracy[2,3,4] 500 Hz to 1 kHz
6.000 V	0.001 V	1.0% + 3	2.0% + 3
60.00 V	0.01 V		
600.0 V	0.1 V		
1000 V	1 V		

[1] All AC voltage ranges are specified from 1% of range to 100% of range.
[2] Crest factor of ≤ 3 at full scale up to 500 V, decreasing linearly to crest factor ≤ 1.5 at 1000 V.
[3] For non-sinusoidal waveforms, add -(2% of reading + 2% full scale) typical, for crest factor up to 3.
[4] Do not exceed 1 000 000 V-Hz

Fluke v3001 FC

v3001 FC Wireless DC Voltage Module

A fully functional DC Voltage Meter that wirelessly relays DC voltage measurements to other Fluke Connect® enabled master units.

- Measure up to 1000 V DC
- Use as a standalone meter or as part of the system
- Record and save up to 65,000 readings
- Weight: 0.255 kg
- Three year warranty

DC Voltage

Function	Range	Resolution	Accuracy
mV DC	600.0 mV	0.1 mV	0.09% +3
V DC	6.000V	0.001 V	0.09% +3
	60.00 V	0.01 V	
	600.0 V	0.1 V	
	1000 V	1 V	0.15% + 2

Specifications	v3000 FC / v3001 FC
LCD w/backlight	3½ digits, 6000 counts, updates 4/sec
Battery type	2 AA, NEDA 15 A, IEC LR6
Log rate/Interval	Adjustable by PC from 1 sec to 1 hr, default 1 min
Battery life	400 hours
Memory	Record up to 65000 readings
RF communications	2.4 GHZ ISM Band
RF communication range	Open air, unobstructed: Up to 20 m, Obstructed, sheetrock wall: Up to 6.5 m, Obstructed, concrete wall or steel electrical enclosure: Up to 3.5 m
Operating temperature	-10°C to +50°C
Storage temperature	-40°C to +60°C
Temperature coefficient	0.1 × (specified accuracy)/°C (< 18°C or > 28°C)
Operating humidity	90% at 35°C, 45% at 40°C, 45% at 50°C
Altitude	Operating: 2,000 m, Storage: 12,000 m
EMC	EN 61326-1:2006
Safety compliance	IEC 61010-1, IEC 61010-2-030
Safety rating	CAT IV 600 V, CAT III 1000 V
Certifications	CSA, CE, FCC: T68-FBLE IC: 6627A-FBLE
Ingress Protection (IP) rating	IP42
Pollution Degree	2
Size (H×W×D)	16.5 cm × 6.35 cm × 1.4 cm

Recommended Accessories

AC87
Heavy Duty Bus Bar Clip Set
See page 164

AC220
SureGrip™ Alligator Clips
See page 164

PC Adapter
Fluke Connect® Wireless PC Adapter
See page 177

Recommended Kits

Bundle & Save

Fluke Wireless v3000 FC AC Voltage Kit

Fluke Wireless v3001 FC DC Voltage Kit

Fluke Wireless v3003 FC AC-DC Voltage Measurement Kit

For more details see page 190

Included Accessories

v3000 FC: TL224 Test Leads, AC285 Alligator Clips, Magnetic Hanging Strap.

v3001 FC: TL222 Test Leads, AC220 Alligator Clips, Magnetic Hanging Strap.

Ordering Information

FLK-V3000 FC	Wireless AC Voltage Module
FLK-V3001 FC	Wireless DC Voltage Module
FLK-V3000 FC KIT	Wireless AC Voltage Kit
FLK-V3001 FC KIT	Wireless DC Voltage Kit
FLK-V3003 FC KIT	Wireless AC-DC Voltage Measurement Kit

Fluke t3000 FC Wireless K-Type Temperature Module

Fluke t3000 FC

The Fluke t3000 FC Wireless K-Type Temperature Module is one member of a family of wireless test tools that let you share test data using the Fluke Connect® app with ShareLive™ video call.

Fluke Connect® Wireless Test Tools put tools, not your body, near live electrical panels. It's simple. Connect the t3000 FC wireless temperature module, or any of the other Fluke Connect® remote modules, and read the results on the Fluke Connect® Wireless Multimeter or a portable PC from a safe distance.

Better still, the Fluke Connect® test tools can send measurement data to your smartphone, so you can save and share measurements from the field with your team anytime, from anywhere.

Using t3000 FC temperature modules, you can:

- Spot temperature differences.
- Send data to your laptop and go from logging to analysis and diagnosis
- Record over time to monitor circuit load changes for an hour, a shift or a week
- Use the Fluke Connect® wireless USB adapter to collect logged data from remote modules by walking past a working module and downloading logged data
- Perform for analysis with your PC and share the results using Fluke Cloud™ storage and ShareLive™ video call. View data or graphs to get input from team members
- Logging function: record up to 65,000 readings
- Three year warranty

Recommended Accessories

80PK-24
SureGrip™ Air Temperature Probe
See page 169

80PK-9
General Purpose Probe
See page 169

80PK-11
Type-K Flexible Cuff Thermocouple Temperature Probe
See page 169

PC Adapter
Fluke Connect® Wireless PC Adapter
See page 177

Recommended Kits

Bundle & Save

Fluke Wireless t3000 FC Temperature Kit

For more details see page 190

Specifications	t3000 FC
Range	K-type: -200°C to 1000°C (Temperature probe dependant)
Resolution	0.1°C
Accuracy	±[0 .5% + 0 .3°C counts]
Input terminals	K-type mini
LCD w/backlight	3 ½ digits
Log rate/interval	1 sec minimum/adjustable by PC and FC app on smart phone
Battery type	2 AA, NEDA 15 A, IEC LR6
Battery life	400 hours
Memory	Record up to 65,000 readings
RF communications	2.4 GHZ ISM Band
RF communication range	Open air, unobstructed: Up to 20 m, Obstructed, sheetrock wall: Up to 6.5 m, Obstructed, concrete wall or steel electrical enclosure: Up to 3.5 m
Operating temperature	-10°C to +50°C
Storage temperature	-40°C to +60°C
Temperature coefficient	0.01% of reading +0.03°C per °C
Temperature scale	ITS-90
Operating humidity	90% at 35°C, 75% at 40°C, 45% at 50°C
Altitude	Operating: 2,000 m, Storage: 12,000 m
EMC	EN 61326-1:2006
Safety compliance	IEC 61010-1, CAT I, 3rd edition Pullution Degree 2
Certifications	CSA, CE, FCC: T68-FBLE IC: 6627A-FBLE
Ingress Protection rating	IP42
Pullution Degree	2
Size (H×W×D) and Weight	16.5 cm × 6.35 cm × 1.4 cm; 0.22 kg

Get the FREE Fluke Connect® App!

By using the Fluke Connect® App, you can efficiently and safely capture, store and share maintenance data without leaving the field. You can securely connect and collaborate with others, so they can see what you see.

Download on the App Store

GET IT ON Google Play

Included Accessories

80PK-1 K-Type Bead Thermocouple Magnetic Hanging Strap.

Ordering Information

FLK-T3000 FC	Wireless K-Type Temperature Module
FLK-T3000 FC KIT	Wireless FC Temperature Kit

Contact your local distributor for price and availability.

fluke.co/wtb

Fluke Connect® Accessories

Fluke Connect® ir3000FC Connector

Fluke Connect® ir3000 FC Connector

Connect your Fluke Test Tool with the ir3000 FC Connector and get all the benefits of the Fluke Connect® mobile app. If you already have a Fluke 287/289 Digital Multimeter or Fluke 789 Process Tool in your tool box or tool belt or are considering purchasing one, add the ir3000 FC Connector so you can communicate with the Fluke Connect® app.

- Fluke Connect® ir3000 FC Connector allows you to wirelessly transfer data from your existing Fluke 287, 289 Digital Multimeters, Fluke 789 ProcessMeter™ and Fluke 1550C/1555 Insulation Resistance Testers to your smart phone
- Fits over the IR port of your existing Fluke tools
- Immediately enables you to graph, save, and share the tool's readings with your team from your smart phone
- Identify and diagnose problems quickly and confidently
- Efficiently and safely capture real-time readings of the primary display from the field
- Share results instantly with your team
- Upgradeable by USB
- Three year warranty

Supported Fluke Tools:

- DMMs: 287, 289
- Process Tool: 789, 787B
- Insulation: 1550C, 1555

Supported Smart Phones:

- Android 5.0 & above
- iOS 13 & above

Specifications	ir3000 FC
Battery type	Two AAA Alkaline batteries, ANSI-24A IEC-LR03
Battery life	6 hours of continuous transmission
RF communications	2.4 GHz ISM Band
RF communication range	Open air, unobstructed: Up to 20 m Obstructed, sheetrock wall: Up to 6.5 m Obstructed, concrete wall or steel electrical enclosure: Up to 3.5 m
Temperature	Operating: -10°C to 50°C Storage: -20°C to 60°C
Certifications	CSA, FCC, CE, IC
Size (H×W×L)	3.2 cm × 7.6 cm × 6.4 cm
Compatibility*	Fluke 287, 289, 789, 1550C, 1555

*At time of catalogue print, Fluke's ir3000 FC Connector is currently compatible with the Fluke 287, 289, 789, 1550C and 1555 test tools. For updates on Fluke Connect® test tool compatibility, go to **fluke.co/flukeconnect**

Get the FREE Fluke Connect® App!

By using the Fluke Connect® App, you can efficiently and safely capture, store and share maintenance data without leaving the field. You can securely connect and collaborate with others, so they can see what you see.

Download on the App Store | GET IT ON Google Play

Fluke Connect® PC Adapter

Fluke Connect® Wireless PC Adapter

Fluke 3000 FC Wireless Test Tools show real-time measurements from remote modules up to 20 metres away on your PC Fluke FC wireless test tools work together to help you troubleshoot faster.

The PC3000 FC Adapter and Software help you understand the information you measure. When you need to get information back to a PC the PC3000 FC Adapter and Software wirelessly collects up to 65,000 sets of time stamped MIN/MAX/AVG readings from FC remote modules. Software can display live readings from up to six modules simultaneously. Allows custom logging intervals and custom names for modules.

Includes Windows SW3000 FC software.

Ordering Information

FLUKE-IR3000 FC	Fluke Connect® ir3000 Connector
FLK-PC3000 FC	Fluke Connect® Wireless PC Adapter

Contact your local distributor for price and availability.

fluke.co/wtb

Digital Multimeters

Fluke Digital Multimeters (DMMs) are on more tool belts, finding more problems, than any other comparable test tools. Each industrial meter is tested to the extreme: drop, shock, humidity, you name it. Every Fluke Digital Multimeter gives you what you need: accurate measurements; consistent, reliable performance; attention to safety; and the strongest warranty available.

Digital Multimeter Selection Guide

	Advanced Meters					Industrial Maintenance and Field Service Meters								Insulation Testers				Specialty Meters				PV/Solar Meters
Models	**87 V**	**87 V MAX**	**287**	**289**	**3000 FC**	**175**	**177**	**179**	**113**	**114**	**115**	**116 HVAC**	**117**	**88V**	**17B Max**	**1577**	**1587 FC**	**27 II**	**28 II**	**28IIEX**	**279 FC**	**283 FC**
Basic features																						
Counts	20000	20000	50000	50000	6000	6000	6000	6000	6000	6000	6000	6000	6000	20000	6000	6000	6000	6000	20000	20000	6000	6000
True-RMS readings	AC	AC	AC	AC	AC	AC	AC	AC	AC	AC	AC	AC	AC	AC		AC	AC		AC	AC	AC	AC
Basic DC accuracy	0.05%	0.05%	0.025%	0.025%	0.09%	0.15%	0.09%	0.09%	0.5%	0.5%	0.5%	0.5%	0.5%	0.1%	0.5%	0.2%	0.09%	0.1%	0.05%	0.05%	0.09%	0.09%
AC bandwidth	20 kHz	20 kHz	100 kHz	100 kHz											100 kHz			30 kHz	20 kHz	20kHz		
Auto/manual ranging	•/•	•/•	•/•	•/•	•/•	•/•	•/•	•/•	•/•	•/•	•/•	•/•	•/•	•/•	•/•			•/•	•/•	•/•	•/•	•/•
ATEX II 2G Eex ia IICT4 safety rating Z1/Z2																				•		
Measurements																						
Voltage AC/DC	1000 V	1000 V	1000 V	1000 V	1000 V	1000 V	1000 V	1000 V	600 V	600 V	600 V	600 V	600 V	1000 V	1000 V	1000 V	1000 V	1000 V	1000 V	1000 V	1000 V	1000 V/ 1500 V
Current AC/DC	10 A	10 A	10 A	10 A	400 mA	10 A	10 A	10 A			10 A	600 µA	10 A	10 A	400mA	400mA	400mA	10 A	10 A	10 A	2500 A AC (w/ iFlex®)	60 A
Resistance	50 MΩ	50 MΩ	500 MΩ	500 MΩ	50 MΩ	50 MΩ	50 MΩ	50 MΩ	60 kΩ	40 MΩ	40 MΩ	40 MΩ	40 MΩ	50 MΩ	40 MΩ	50 MΩ	50 MΩ	50 MΩ	50 MΩ	50 MΩ	50 MΩ	50 MΩ
Frequency	200 kHz	200 kHz	1 MHz	1 MHz	100 kHz	100 kHz	100 kHz	100 kHz			100 kHz	100 kHz	100 kHz	200 kHz	100 kHz		100 kHz	200 kHz	200 kHz	200 kHz	100 kHz	100 kHz
Capacitance	9,999 µF	9,999 µF	1 pF to 100mF	1 pF to 100mF	9,999 µF	9,999 µF	9,999 µF	9,999 µF	9,999 µF		9,999 µF	9,999 µF	9,999 µF	9,999 µF	2,000 µF		9,999 µF	9,999 µF	9,999 µF	9,999 µF	9,999 µF	9,999 µF
Temperature	+1090°C	+1090°C	+1350°C	+1350°C				+400°C				+400°C					+500°C		+1090°C	+1090°C		
dB			60 dB	60 dB																		
Conductance	50 nS	60 nS	50 nS	50 nS										60 nS				60 nS	60 nS	60 nS		
Duty cycle/pulse width	•/–	•/–	•/•	•/•										•/•	•/–			•/–	•/–	•/–		
Continuity/diode test	•	•	•	•	•	•	•	•	•	•	•	•	•	•		•	•	•	•	•	•	•
Motor Drive (ASD) Measurements	•	•		•													•		•	•	•	
VoltAlert™, non-contact voltage detection													•									
VCHEK™									•													
LoZ: low input impedance				•						•		•	•									
Microamps	•	•	•	•								•						•	•	•		
Insulation Test																•	•					
Number of insulation test ranges																2	5					
Display																						
Removable wireless display																						
Dot matrix display			•	•	•																	
Dual display			•	•	•																	
Analog bargraph	•	•	•	•		•	•	•	•	•	•	•	•	•				•	•	•		
Backlight	Two level	Two level	Two level	Two level	•		•	•	•	•	•	•	•	•	•	•	•	Two level	Two level	Two level	•	•
Graphical trend display			•	•																		
Diagnostics and data																						
Min/Max recording with time stamp	•/–	•/–	•/•	•/•	•/–	•/–	•/–	•/–	•/–	•/–	•/–	•/–	•/–	•/–	•/–		•/–	•/–	•/–	•/–	•/–	•/•
Fast Min/Max	250 µs	250 µs	250 µs	250 µs										250 µs					250 µs	250 µs		
Display Hold/Auto (Touch) Hold	•/•	•/•	•/•	•/•	•/•	•/•	•/•	•/•	•/–	•/–	•/–	•/–	•/–	•/•			•/•	•/•	•/•	•/•	•/•	•/•
Relative reference	•	•	•	•											•			•	•	•		•
Stand alone logging			•	•	(with app)																(with app)	•
Trend Capture			•	•	(with app)																(with app)	
Readings memories			10,000	10,000	(with app)																(with app)	
USB interface			•	•																		
Other features																						
Real time clock			•	•																		
Automatic selection, AC/ DC volts									•	•		•	•									
Closed case calibration	•	•	•	•	•	•	•	•	•	•	•	•	•	•		•	•	•	•	•	•	•
Separate battery/fuse access	•/–	•/•	•/•	•/•	•	•/•	•/•	•	•	•	•	•	•	•		•/•	•/•	•	•/•	•/–	•	•/•
Operating temperature range	-20°C, +55°C	-40°C, +55°C	-20°C, +55°C	-20°C, +55°C	-10°C, +50°C	-10°C, +50°C	-10°C, +50°C	-10°C, +50°C	-10°C, +50°C	-10°C, +50°C	-10°C, +50°C	-10°C, +50°C	-10°C, +50°C	-20°C, +55°C	0°C, +40°C			-40°C, +55°C	-40°C, +55°C	-15°C, +50°C	-15°C, +50°C	-10°C, +60°C
Warranty and electrical safety																						
Input alert	•	•	•	•										•				•	•	•		
IP Rating	IP30	IP67			IP54				IP42	IP42	IP42	IP42	IP42		IP40			IP67	IP67	IP67	IP40	IP52
Safety rating (EN 61010) CAT III	1000 V	1000 V	1000 V	1000 V	1000 V	1000 V	1000 V	1000 V		600 V	600 V	600 V	600 V	1000 V	600 V	1000 V	1000 V	1000 V	1000 V	1000 V	1000 V	1500 V
Safety rating (EN 61010) CAT IV	600 V	600 V	600 V	600 V	600 V	600 V	600 V	600 V	600 V					600 V				600 V	600 V	600 V	600 V	1000 V

FLUKE ®

Digital Multimeters

Fluke 279 FC True-RMS Thermal Multimeter

Fluke 279 FC

Find. Repair. Validate. Report.

The industry first Fluke 279 FC is a full-featured digital multimeter with integrated thermal imaging and is designed to increase your productivity and confidence. The thermal multimeter helps you find, repair, validate, and report many electrical issues quickly so that you are confident problems are solved.

- Full-featured multimeter with built-in thermal imager
- 15 measurement functions including: AC voltage with low-pass filter, DC voltage, Resistance, Continuity, Capacitance, Diode test, Min/Max/Avg, AC current (with iFlex®), Frequency
- Thermal imaging reveals many electrical issues quickly and safely, eliminating the need for time-consuming testing and validation
- Two-in-one tool is designed to increase productivity – no need to go back to the truck or office to retrieve a shared camera or wait for the thermographer– do more in less time
- iFlex® expands your measurement capabilities – get into tight, hard to reach spaces for current measurement (up to 2500 A AC)
- Save measurements and images while communicating wirelessly with a smart phone up to 6.1 metres away (no obstructions)
- Rechargeable lithium ion battery allows for a for a full work day (10+ hours) under normal conditions
- Image resolution: 80 × 60
- 3.5 in/8.89 cm colour LCD screen
- CAT III 1000 V, CAT IV 600 V measurement category
- Three year warranty

DMM	
Basic DC accuracy	0.09%
Bandwidth	1% 45 Hz to 65 Hz, full time low pass filter
Voltage	AC/DC 1000 V
Current AC	iFlex® Flexible Current Probe (included with the 279 FC/iFlex®)
Resistance	50 MΩ
Frequency	100 kHz
Capacitance	9,999 µF
Continuity with beeper	Yes
Diode test	Yes
Min/Max recording	Yes
Display Hold	Yes
Infrared Camera	
Infrared resolution	80 × 60
Image capture frequency	8 Hz
Field of View	36° (w) × 27° (h)
NETD	≤200 mK
Infrared spectral band	7.5 to 14 microns
Center point	Yes (with center point temp)
Focus mechanism	Fixed focus
Temperature Range	-10°C to 200°C Accuracy: ±5°C or (±5% as tested)
Emissivity	0.95 fixed
Background compensation	20°C fixed
Memory storage	Approximately 100 images (internal)
File format	Non-radiometric .is2
Other	
Battery type	Rechargeable lithium-ion battery (charge time: 4.5 hours)
Operating temperature	-10°C to 50°C
Storage temperature	-20°C to 60°C
Relative humidity	0% to 90% (0°C to 35°C) 0% to 75% (35°C to 40°C) 0% to 45% (40°C to 50°C)
Altitude	2,000 meters (6,561 feet)
Temperature coefficient	Add 0.1 × specified accuracy for each°C above 28°C or below 18°C
Ingress Protection	(IP) IP40 (non-operating)
Certifications	CE, CSA, FCC
Safety compliance	IEC 61010-1: Pollution degree 2; IEC 61010-2-033: CAT III 1000 V/CAT IV 600 V
EMC	EN 61326-1:2012
Size	215.9 mm × 93.9 mm × 57.1 mm
Weight	0.793 kg

Recommended Accessories

i2500-10
10 inch iFlex® Flexible Current Probe

i2500-18
18 inch iFlex® Flexible Current Probe

BC500
AC Power Charger

BP500
Lithium-Ion Battery
3000mAh battery

C280
Carrying Case
See page 175

Recommended Kits

Bundle & Save

Fluke 279 FC FC/iFlex® TRMS Combo Kit

For more details see page 189

Included Accessories

8TL75 Test Leads, Rechargeable Lithium-ion Battery, Charger, 18-inch (45.72 cm) iFlex® Flexible Current Probe, Hanging Strap, Soft Carrying Case.

279 FC I/B Kit also includes: Additional Lithium-ion Battery.

Ordering Information

Fluke 279 FC/ iFlex®	TRMS Thermal Multimeter with iFlex®
Fluke 279 FC I/B Kit	TRMS Thermal Multimeter with iFlex® and Extra Battery Kit

Contact your local distributor for price and availability.

fluke.co/wtb

Fluke 3000 FC Wireless Digital Multimeter

Fluke 3000 FC

See it. Save it. Share it.

The Fluke 3000 FC True-RMS Wireless Multimeter and Fluke Connect® wireless test tools put tools, not your body, near live electrical panels. It's simple. Just de-energise the cabinet, open the panel while wearing PPE and connect the remote modules, whether they are voltage modules, current clamps, flexible current loops or thermometers. Then read the results on the 3000 FC Wireless Multimeter from a safe distance. You can display the meter measurement, plus readings from up to 3 wireless modules, while reducing the risk of arc flash by separating yourself from hazardous measurement situations.

Better still, the Fluke 3000 FC Series Wireless Multimeter can send measurement data to your smartphone, so you can save and share measurements from the field with your team anytime, from anywhere.

Other capabilities of Fluke Connect® and the 3000 FC Multimeter:

- Connect to your PC with USB dongle (optional) for analysis and diagnosis in detail
- Perform for analysis with your smarthphone and the FC App and share the results using Fluke Cloud™ storage and ShareLive™ video call. View data or graphs to get input from team members

The Fluke 3000 FC Series Wireless Multimeter with the Fluke Connect® app has all the essentials for convenient test and measurement troubleshooting.

- AC and DC voltage measurements to 1000V
- AC and DC current with 0.01 mA resolution
- Continuity, resistance, diode test, capacitance and frequency measurements
- MIN/MAX Recording
- CAT III 1000 V, Cat IV 600 V; IP54
- Three year warranty

Recommended Accessories

TL238
SureGrip™
Test Lead Set
See page 165

C11XT
Soft EVA Foam
Hard Case
See page 176

PC Adapter
Fluke Connect®
Wireless PC Adapter
See page 177

Recommended Kits
Bundle & Save

Fluke 3000 FC General Maintenance System

Fluke 3000 FC Industrial System

Fluke 3000 FC HVAC System

Fluke 3000 FC/1AC-II Wireless Multimeter and Non-Contact Voltage Detector Kit

Fluke 3000 FC/EDA2 Wireless Multimeter and Deluxe Accessories Combo Kit

Fluke 3000 FC/TPAK Wireless Multimeter and Magnetic Hanger Combo Kit

For more details see page 190

Functions	Range	Basic Accuracy
AC voltage	600.0 mV, 6.000 V, 60.00 V, 600.0 V, 1000 V	1.0% + 3
DC voltage	600.0 mV, 6.000 V, 60.00 V, 600.0 V, 1000 V	0.09% + 2
Continuity	600 Ω	Meter beeps at < 25 Ω, beeper detects opens or shorts of 250 µs or longer
Resistance	600 Ω, 600.0 Ω, 6.000 kΩ, 60.00 kΩ, 60.00 kΩ, 600.0 kΩ, 50.00 MΩ	0.5% + 1
Diode test	2.000 V	1% + 2
Capacitance	1000 nF, 10.00 µF, 100.0 µF, 9999 µF[1]	1.2% + 2
mA AC (45 Hz to 1 kHz)	60.00 mA, 400.0 mA[3]	1.5% + 3
mA DC[2]	60.00 mA, 400.0 mA[3]	0.5% + 3
Frequency	99.99 Hz, 999.9 Hz, 9.999 kHz, 99.99 kHz	0.1% + 1

[1] In the 9999 µF range for measurements to 1000 µF, the measurement accuracy is 1.2% + 2.
[2] Input burden voltage (typical): 400 mA input 2 mV/mA.
[3] 400.0 mA accuracy specified up to 600 mA overload.

For all specifications: accuracy is specified for one year after calibration, at operating temperatures of 18°C to 28°C, with relative humidity at 0% to 90%. Accuracy specifications take the form of ±([% of Reading] + [Number of least significant digits]).

Included Accessories

TL175 Test Leads, AC175 Alligator Clips, Manual Information Pack.

Ordering Information

FLK-3000 FC	FC Wireless Digital Multimeter
FLK-3000 FC GM	Wireless General Maintenance Kit
FLK-3000 FC IND	Wireless Industrial System Kit
FLK-3000 FC HVAC	Wireless HVAC System Kit
FLK-3000 FC/1AC-II	Wireless Multimeter & Non-Contact Voltage Detector Combo Kit
FLK-3000 FC/EDA2	Wireless Multimeter Deluxe Accessories Combo Kit
FLK-3000 FC/TPAK	Wireless Multimeter & Magnetic Hanger Combo Kit

Contact your local distributor for price and availability.

fluke.co/wtb

Fluke 280 Series True-RMS Logging Multimeters

Fluke 289/FC

Find little problems before they become big

The Fluke 287/FC and 289/FC are the next generation in high performance industrial logging multimeters.

These high performance industrial logging multimeters are designed to solve complex problems faster in many applications. Log data and review it graphically on-screen to help minimise downtime.

Communicate wirelessly with your smart phone directly from the field with the Fluke Connect® app and get quick answers or next step authorisations faster than ever before. It's as simple as adding the Fluke ir3000 FC Connector to the standard Fluke 287 and 289 (connector sold separately).

- Large 50,000 count, 1/4 VGA dot matrix display with white backlight
- Logging function with expanded memory for unattended monitoring of signals over time. Using on-board TrendCapture, users can graphically review logged readings without needing a PC. Store up to 10,000 recorded events
- Save, name, and recall multiple logging sessions before PC download is necessary
- Field upgradeable and expandable meter lets you stay current as new capabilities are added.
- Two terminal 50 ohm range with 1 milliohm resolution, 10 mA source current. Useful for measuring and comparing differences in motor winding resistance or contact resistance (289/FC)
- Low-pass filter for accurate voltage and frequency measurements on adjustable speed motor drives and other electrically noisy equipment (289/FC)
- Limited lifetime manufacturer's warranty

Features	287	289
Multiple on screen displays	•	•
True-RMS AC bandwidth	100 kHz	100 kHz
dBV/dBm	•	•
DC mV resolution	1 µV	1 µV
Megohm range up to	500 MΩ	500 MΩ
Conductance	50.00 nS	50.00 nS
Continuity beeper	•	•
Elapse time clock/time of day clock	•	•
Min/Max/Avg/duty cycle/pulse width	•	•
Isolated optical DMM interface with USB PC connection	•	•
Auto/touch hold	•	•
Over 200 hours logging capacity with new power saving function	•	•
Lo Ohm capability	-	•
LoZ volts	-	•
Lo Pass Filter	-	•

Functions	Range	Basic Accuracy
AC volts or DC volts	50.000 mV, 500.00 mV, 5.0000 V, 50.000 V, 500.00 V, 1000.0 V	0.025% 0.4% (True-RMS) (AC)
AC current DC current	500.00 µA, 5000.0 µA, 50.000 mA, 400.00 mA, 5.0000 A, 10.000 A	0.15% 0.7% (True-RMS)
Temperature (excluding probe)	-200.0°C to 1350.0°C	1.0%
Resistance	50.000 Ω, 500.00 Ω, 5.0000 kΩ, 50.000 kΩ, 500.00 kΩ, 5.0000 MΩ, 50.00 MΩ, 500.0 MΩ	0.05%
Capacitance	1.000 nF,10.00 nF, 100.0 nF, 1.000 µF, 10.00 µF, 100.0 µF, 1000 µF, 10.00 mF, 100 mF	1.0%
Frequency	99.999 Hz, 999.99 Hz, 9.9999 kHz, 99.999 kHz, 999.99 kHz	.005%

Recommended Accessories

TLK287
Electronic Test Lead Set
See page 167

TLK289
Industrial Test Lead Set
See page 167

FVF-SC2
FlukeView® Forms Software with Cable
See page 187

C280
Soft Case
See page 175

i410
AC/DC Current Clamp
See page 173

ir3000 FC
Fluke Connect® ir3000 Connector
See page 177

Recommended Kits

Bundle & Save

Fluke 287 FlukeView® Forms Combo Kit

Fluke 287 FlukeView® Forms Combo Kit with ir3000FC Connector

Fluke 289 FlukeView® Forms Combo Kit

Fluke 289 FlukeView® Forms Combo Kit with ir3000FC Connector

For more details see page 189

Included Accessories

TL175 Test Leads, AC175 Alligator Clips, Probe Holder, Six AA Batteries (installed), Calibration Certificate Sheet.

Ordering Information

FLUKE-287	True-RMS Industrial Logging Multimeter with TrendCapture
FLUKE-289	True-RMS Electronics Logging Multimeter with TrendCapture
FLUKE-287/ FVF Kit	FlukeView® Forms Combo Kit
FLUKE-289/ FVF Kit	FlukeView® Forms Combo Kit
FLUKE-287/ FVF/IR3000 Kit	Industrial Logging Multimeter and Software Combo Kit
FLUKE-289/ FVF/IR3000 Kit	Industrial Logging Multimeter and Software Combo Kit
FLUKE IR3000 FC	Fluke Connect® ir3000 Connector

Contact your local distributor for price and availability.

fluke.co/wtb

NEW

Fluke 283 FC True-RMS CAT III 1500 V Solar Digital Multimeter and Wireless Current Clamp

Fluke 283 FC
NEW

Unlock safety, accuracy, and efficiency: designed for solar, ready for anything

The CAT III 1500 V/CAT IV 1000 V True-rms Fluke 283 FC Digital Multimeter and a283 FC True-rms Wireless Current Clamp set the new standard for technicians in DC environments up to 1500 V. Whether you're working with a utility-scale solar photovoltaic (PV) array, wind power, electric railways, or data centers, the Fluke 283 FC has been engineered to enhance safety and increase productivity while giving you accurate, reliable, and repeatable results.

Staubli MC4 test leads allow you to quickly make reliable, secure connections to modules or strings to test DC voltage up to 1500 V DC. TL175-HV CAT III 1500 V/CAT IV 1000 V rated silicone test leads give you more flexibility when testing voltage, millivoltage, resistance, continuity, or capacitance on inverters, combiner boxes, PV arrays, or individual PV modules.

- **CAT III 1500 V, CAT IV 1000 V Safety Rated** digital multimeter, wireless current clamp, and TL175-HV Test
- **Meter Self Check** function provides system self-checks, a battery status check and calibration status check
- **Limit gauge** indicator allows users to set expected measurement range results, with alerts provided if measurements fall outside of range
- **Save** test results via Fluke Connect App (IOS & Android), or log data on internal memory first
- **IP52 rated**, ideal for working outdoors
- **Visual and Audio Polarity indicator** helps prevent accidental miswiring
- **Lifetime Warranty**

Recommended Accessories

FLK-A283FC/APAC
FLK-A283FC/APAC,60A TRMS Wireless AC/DC Current Clamp

TL175-HV
TL175-HV,CAT III 1500 V, Twistguard Test Leads
See page 163

TPAK
Magnetic Meter Hanger
See page 176

Function	Range	Resolution	Accuracy
AC volts	6.000 V 60.00 V	0.001 V 0.01 V	1.0 % + 3 (45 Hz to 500 Hz)
	600.0 V 1000 V	0.1 V 1 V	2.0 % + 3 (500 Hz to 1 kHz)
DC volts	6.000 V 60.00 V 600.0 V	0.001 V 0.01 V 0.1 V	0.09 % + 3
	1500 V	1 V	0.15 % + 2
DC mV	600.0 mV	0.1 mV	0.09 % + 2
AC mV	600.0 mV	0.1 mV (<1 % range, unspecified)	1.0 % + 5 (45 Hz ~ 500 Hz) 2.0 % + 5 (500 Hz ~ 1000 Hz)
Continuity	600 Ω	1 Ω	-
Resistance	600.0 Ω 6.000 kΩ 60.00 kΩ 600.0 kΩ 6.000 MΩ	0.1 Ω 0.001 kΩ 0.01 kΩ 0.1 kΩ 0.001 MΩ	0.5 % + 4
	50.00 MΩ	0.01 MΩ	1.5 % + 4
Capacitance	1000 nF 10.00 µF 100.0 µF	1 nF 0.01 µF 0.1 µF	1.2 % + 2
	9999 µF	1 µF	10 % typical

Included Accessories

283 FC TRMS Wireless Digital Multimeter, TL175-HV TwistGuard™ Silicone test leads, Premium carrying case, TPAK magnetic hanging strap.

Ordering Information

FLUKE-283FC/ FLUKE-283FC/APAC,CAT III 1500V, CAT IV 1000V TRMS Wireless Multimeter

FLUKE-283FC/PV/APAC FLUKE-283FC/PV/APAC,CAT III 1500V Solar Kit, 283FC TRMS DMM, A283FC Clamp, MC4

Contact your local distributor for price and availability.

fluke.co/wtb

Fluke 83V, 87V & 87V MAX Digital Multimeters

Fluke 87V MAX

Performance and accuracy for maximum industrial productivity

Fluke 80-V Series is equipped with improved measurement functions, troubleshooting features, resolution and accuracy to solve more problems on motor drives, in plant automation, power distribution, and electro-mechanical equipment.

The Fluke 87V and new 87V Max offers a unique function for accurate voltage and frequency measurements on adjustable speed motor drives and other electrically noisy equipment. A built-in thermometer conveniently allows you to take temperature readings without having to carry a separate instrument.

Electrical safety

All inputs are protected to CAT III 1000 V and CAT IV 600 V. They can withstand impulses in excess of 8,000 V to help protect you from arc blast resulting from surges and spikes. Limited lifetime manufacturer's warranty.

Fluke 87V

Fluke 83V

Features	83V	87V	87V MAX
True-RMS AC voltage and current for accurate measurements on non linear signals	–	●	●
Selectable filter for accurate voltage and frequency measurements on motor drives	–	●	●
6000 counts, 3-3/4 digits	●	●	●
4-1/2 digit mode for precise measurements (20,000 counts)	–	●	●
Measure up to 10 A, 20 A for up to 30 seconds	●	●	●
Built in thermometer lets you carry one less tool (TC probe included)	–	●	●
Frequency to 200 kHz and % duty cycle	●	●	●
Resistance, continuity and diode test	●	●	●
10,000 µF capacitance range for components and motor caps	●	●	●
Min/Max-Average recording with Min/Max Alert to capture variations automatically	●	●	●
Battery Life with Backlight off	400 hours		800 hours

Functions	Range	Basic Accuracy	
		83V	87V 87 MAX
DC volts	600.0 mV, 6.000 V, 60.00 V, 600.0 V, 1000 V	0.1%	0.05%
AC volts	600.0 mV, 6.000 V, 60.00 V, 600.0 V, 1000 V	0.5%	0.7% (True-RMS)
DC current	600.0 µA, 6000 µA, 60.00 mA, 600.0 mA, 6.000 A, 10.00 A	0.4%	0.2%
AC current	600.0 µA, 6000 µA, 60.00 mA, 600.0 mA, 6.000 A, 10.00 A	1.2%	1.0% (True-RMS)
Temperature (excl. probe)	-200°C to 1090°C	—	1.0%
Temperature Probe	-40°C to 260°C	—	2.2°C or 2%
Resistance	600.0 Ω, 6.000 kΩ, 60.00 kΩ, 600.0 kΩ, 6.000 MΩ, 50.00 MΩ	0.4%	0.2%
Capacitance	10.00 nF, 100.0 nF, 1.000 µF, 10.00 µF, 100.0 µF, 9,999 µF	1.0%	1.0%
Frequency	199.99 Hz, 1.9999 kHz, 19.999 kHz, 199.99 kHz	0.005%	0.005%

Recommended Accessories

TPAK
Magnetic Meter Hanger
See page 176

TL220
SureGrip™ Industrial Test Lead Set
See page 167

TL175
TwistGuard™ Test Leads
See page 163

TL224
SureGrip™ Silicone Insulated Test Leads
See page 164

AC285
SureGrip™ Alligator Clips
See page 164

i400
AC Current Clamp
See page 171

C125
Soft Carry Case
See page 175

CXT80
Extreme Case
See page 176

Recommended Kits

Bundle & Save

Fluke 87V MAX Electrician Combo Kit

For more details see page 189

Included Accessories

TL175 Test Leads, AC175 Alligator Clips, Yellow Holster (H80M excl. TPAK), 80BK-A Temperature Probe (87V/MAX only), 9 V Battery Installed (83V and 87V Only), Three AA Batteries Installed (87V MAX only), User Manual and Technical Notes.

Ordering Information

FLUKE-83V	Industrial Multimeter
FLUKE-87V	True RMS Industrial Multimeter
FLUKE-87V/E2	Industrial Electrician Combo Kit
FLUKE-87V -MAX	MAX True RMS Industrial Multimeter
FLUKE-87V/IMSK	Industrial Multimeter Service Kit

Fluke 88V Automotive Multimeter

Fluke 88V

The right meter for auto-electric diagnosis

The Fluke 88V Automotive Multimeter is the most powerful automotive multimeter ever offered by Fluke. In addition to having all standard multimeter features like the ability to measure voltage, current, continuity, and resistance, the 88V can perform diode test and pulse width measurements.

This meter can take current measurements up to 20 A for 30 seconds and 10 A continuously. The optional magnetic hanger lets you attach the meter to most steel surfaces for easy set-up and viewing. The 88V is designed to be used in high energy environments like those found on hybrid vehicles.

- 0.1% DC accuracy
- 4-1/2 digit mode for precise measurements (20,000 counts)
- Measure up to 1000 V AC and DC
- Current measurements up to 10 A, 20 A for up to 30 seconds
- Built-in thermometer for temperature measurements when you need them (temperature probe included)
- Resistance, continuity and diode test
- RPM measurements with inductive pickup (included)
- Millisecond pulse width measurements for fuel injectors
- Magnetic hanger to attach meter to the vehicle and free your hands for other tasks
- Min/Max/Average recording with Min/Max Alert to capture variations automatically
- Peak Min/Max to record transients as fast as 250 µs
- Relative mode to remove test lead resistance from low ohms measurements
- Auto and manual ranging for maximum flexibility
- Autohold™ to capture stable readings with only one touch of the leads
- Large display digits and two-level bright white backlight for increased visibility
- Analogue bar-graph to track changing or unstable signals
- Input Alert provides audible warning against wrong use of input jacks
- Limited lifetime manufacturer's warranty

Specifications	88V
DCV	Maximum Voltage: 1000 V Accuracy: Fluke 88 V: ±(0.1% + 1) Best Resolution: Fluke 88 V: 0.01 mV
ACV	Maximum Voltage: 1000 V Accuracy: Fluke 88 V: ±(0.5% + 2) AC Bandwidth: Fluke 88 V: 5 kHz Best Resolution: 0.01 mV
DC Current	Maximum Amps: 10 A Amps Accuracy: Fluke 88 V: ±(0.4% + 2) Best Resolution: Fluke 88 V: 0.001 mA
AC Current	Maximum Amps: 10 A Amps Accuracy: Fluke 88 V: ±(1.2% + 2) Best Resolution: 0.001 mA
Resistance	Maximum Resistance: 50 MΩ Accuracy: Fluke 88 V: ±(0.4% + 1) Best Resolution: 0.1 Ω
Capacitance	Maximum Capacitance: 9,999 µF Accuracy: ±(1% + 2) Best Resolution: 0.01 nF
Frequency	Maximum Frequency: 200 KHz Accuracy: ±(0.005% + 1) Best Resolution: 0.01 Hz
Duty Cycle	Maximum Duty Cycle: 99.9% Accuracy: within 2% per KHz + 0.1% Best Resolution: 0.1%
Temperature Measurement	-200.0°C to 1090°C, 1.0% excluding probe
80BK Temperature Probe	-40°C to 260°C, 2.2°C or 2% whichever is greater
Conductance	Maximum Conductance: 60.00 nS Accuracy: ±(1.0% + 10) Maximum Resolution: 0.01 nS
Operating Range	Operating Temperature: -20°C to 55°C Storage Temperature: -40°C to 60°C
Size and Weight	5.2 cm × 9.8 cm × 20.1 cm, 624 g

Recommended Accessories

TLK281
Automotive Test Lead Kit
See page 178

TLK282
Deluxe Automotive Test Lead Kit
See page 178

C11XT
Soft EVA Foam Hard Case
See page 176

80PK-27
SureGrip™ Surface Temperature Probe (requires 80AK)
See page 169

i410
400 A AC/DC Current Clamp
See page 173

TL82
TL82 Automotive Pin & Socket Adapter Set
See page 178

Recommended Kits
Bundle & Save

Fluke 88V/A Automotive Multimeter Combo Kit

For more details see page 189

Included Accessories
High-impact Holster, Test Leads, User Manual and Quick Reference Guide.

Ordering Information

FLUKE-88-5	Automotive Multimeter
FLUKE-88-5/A KIT	Automotive Multimeter Combo Kit

Contact your local distributor for price and availability.

fluke.co/wtb

NEW

Fluke 17B Max Average Responding Digital Multimeters

Fluke 17B Max
NEW

Versatile digital multimeter for a wide range of electrical testing applications

The Fluke 17B Max Average Responding Digital Multimeter measures AC/DC voltage up to 1000V and AC/DC current up to 10A. It features resistance, continuity, diode, and capacitance testing capabilities, ensuring accurate readings for a wide range of electrical applications. With a CAT III 600V rating and overload protection which keep you safe when working on electrical systems. Whether you're a DIY enthusiast or a professional electrician, this reliable and versatile tool is an essential addition to your toolkit.

- CAT III 600V Safety Rating: Ensuring user safety when working on electrical systems in common residential, commercial, and industrial settings
- AC/DC Voltage and Current Measurements up to 1000V and 10A: Allowing users to get accurate readings for a variety of electrical applications
- Resistance, Continuity, Capacitance: Essential measurement functions for troubleshooting electrical issues in a wide range of systems, allowing users to quickly diagnose and repair problems
- Diode Test: Allows users to quickly and accurately identify faulty diodes, saving them time and money on repairs
- Large Easy-to-Read Display with Bright White Backlight: Making it easy to read measurements in any lighting condition, even in dimly lit areas
- One year factory warranty

Recommended Accessories

C50
Soft Carrying Case
See page 175

TPAK
Magnetic Meter Hanger
See page 176

Functions	Range	Resolution	Accuracy
AC Volts (40 Hz to 500 Hz)	6.000 V 60.00 V 600.0 V 1000 V	0.001 V 0.01 V 0.1 V 1 V	1.0 % + 3
AC Millivolts	600.0 mV	0.1 mV	3.0 % + 3
DC Volts	6.000 V 60.00 V 600.0 V 1000 V	0.001 V 0.01 V 0.1 V 1 V	0.5 % + 3
DC Millivolts	600.0 mV	0.1 mV	1.0 % + 10
AC Current A (40 Hz to 400 Hz)	4.000 A 10.00 A	0.001 A 0.01 A	1.5 % + 3
DC Current A	4.000 A 10.00 A	0.001 A 0.01 A	1.5 % + 3
Temperature	50.0 °C to 400.0 °C 0 °C to 50.0 °C -55.0 °C to 0 °C	0.1 °C	2 % + 1 °C 2 °C 9 % + 2 °C
Resistance (ohm)	400.0 Ω 4.000 kΩ 40.00 kΩ 400.0 kΩ 4.000 MΩ 40.00 MΩ	0.1 Ω 0.001 kΩ 0.01 kΩ 0.1 kΩ 0.001 MΩ 0.01 MΩ	0.5 % + 3 0.5 % + 2 0.5 % + 2 0.5 % + 2 0.5 % + 2 1.5 % + 3
Capacitance	40.00 nF 400.0 nF 4.000 µF 40.00 µF 400.0 µF 2000 µF	0.01 nF 0.1 nF 0.001 µF 0.01 µF 0.1 µF 1 µF	2 % + 5 2 % + 5 5 % + 5 5 % + 5 5 % + 5 5 % + 5

Included Accessories

TL 75 Test Leads with Caps, K Type Thermocouple Temperature Probe, 2 AA Batteries, Users Manual.

Ordering Information

FLUKE 17B MAX-01/APC FLK-17B Max-01/APC, Upgraded 17B+ with Input Alert and 4mm Test Leads

Contact your local distributor for price and availability.

fluke.co/wtb

Fluke 170 Series Digital Multimeters

Versatile meters for field service or bench repair

Fluke 179

The three models of the Fluke 170 Series True-RMS Digital Multimeters (179,177,175) have the features needed to find most electrical, electro-mechanical and heating and ventilation problems. They are simple to use and have significant improvements over Fluke's standards, and a much larger display that's easier to view.

- True RMS voltage and current measurements
- 0.09% basic accuracy (177, 179)
- 6000 count resolution
- Digital display with analog bargraph and backlight (177, 179)
- Manual and automatic ranging
- Display Hold and Auto Hold
- Frequency and capacitance measurements
- Resistance, continuity and diode measurements
- Temperature measurements (179)
- Min-max-average recording
- Smoothing mode allows filtering of rapidly changing inputs
- Easy battery exchange without opening the case
- Closed case calibration through front panel
- Ergonomic case with integrated protective holster
- IEC 61010-2-033 CAT III 1000V / CAT IV 600V
- Battery life: 200 hours typical for alkaline
- Size (H×W×L): 4.3 cm × 9.0 cm × 18.5 cm
- Limited lifetime manufacturer's warranty

Fluke 177

Fluke 175

Electrical safety

All inputs are protected to measurement CAT III 1000 V and CAT IV 600 V. These meters can withstand transient impulses in excess of 8000 V to help protect you from arc blasts resulting from surges and spikes.

Features	179	177	175
Max voltage AC/DC	1000	1000	1000
True-RMS	●	●	●
Temperature	●	–	–
Basic DC accuracy	0.09%	0.09%	0.15%
Backlight	●	●	–
Min/Max/Avg	●	●	●
Compatible with ToolPak™ meter hanging kit with magnet	●	●	●
Limited lifetime warranty	●	●	●

Functions	Range	Best accuracy
DC voltage	600.0 mV, 6.000 V, 60.00 V, 600.0 V, 1000 V	±0.09% (177 and 179) ±0.15% (175)
AC voltage[1]	600.0 mV, 6.000 V, 60.00 V, 600.0 V, 1000 V	±1.0% of reading
DC current	60.00 mA, 400.0 mA, 6.000 A, 10.00 A[2]	±1.0% of reading
AC current[2]	60.00 mA, 400.0 mA, 6.000 A, 10.00 A[2]	±1.5% of reading
Resistance	600.0 Ω, 6.000 kΩ, 60.00 kΩ, 600.0 kΩ, 6.000 MΩ, 50.00 MΩ	±0.9% of reading
Capacitance	1000 nF, 10.00 µF, 100.0 µF, 9999 µF	±1.2% of reading
Frequency[3]	99.99 Hz, 999.9 Hz, 9.999 kHz, 99.99 kHz	±0.1% of reading
Temperature (Model 179)	-40°C to +400°C	1.0% of reading

[1] All AC voltage and AC current ranges are specified from 5% of range to 100% of range.
[2] 10 A continuous, 20 A for up to 30 seconds.
[3] Voltage frequency is specified from 2 Hz to 100 kHz. Current frequency is specified from 2 Hz to 30 kHz.

Recommended Accessories

TPAK
Magnetic Meter Hanger
See page 176

TL81A
Deluxe Electronic Test Lead Set
See page 167



TL175
TwistGuard™ Test Leads
See page 163

i410
AC/DC Current Clamp
See page 173

AC220
SureGrip™ Alligator Clips
See page 164

TP220
SureGrip™ Industrial Test Probes
See page 164

C11XT
Soft EVA Foam Hard Case
See page 176

C25
Soft Carrying Case
See page 175

FOM
Fiber Optic Meter
See page 177

Recommended Kits

Bundle & Save

Fluke 179/EDA2 Industrial Electronics Combo Kit

For more details see page 189

Included Accessories

Test Leads with 4 mm Lantern Tips, 9V Battery (installed) and User Manual, 80BK Temperature Probe (179 only).

Ordering Information

FLUKE-175 True RMS Digital Multimeter

FLUKE-177 True RMS Digital Multimeter

FLUKE-179 True RMS Digital Multimeter

FLUKE-179/EDA2 Electronics Combo Kit

FLUKE-179/IMSK Industrial Multimeter Service Kit

Fluke 110 Series True-RMS Digital Multimeters

Fluke 116

Fluke 117

Dependable Digital Multimeters for Electrical and HVAC purposes

All the models in the Fluke 110 series are True-RM Multimeters with a large 3-1/2 digit / 6,000 count display. The Fluke 117 includes integrated VoltAlert™ non-contact voltage detector and LoZ ghost voltage reduction features to get the job done faster. The Fluke 116 is the HVAC/R Multimeter with temperature, microamps, and LoZ to quickly troubleshoot problems with HVAC/R equipment. The Fluke 115 is a compact meter for a wide variety of electrical/electronic testing applications, while the Fluke 114, and 113 are basic electrical troubleshooting meters designed for "go/no-go" testing.

- VoltAlert™ technology for integrated non-contact voltage detection (117)
- AutoVolt feature for automatic AC/DC voltage selection (117, 116, 114)
- Built in thermometer for HVAC applications (116)
- Microamps to test flame sensors (116)
- VCHEK™ LoZ low impedance measurement function to simultaneously test for voltage/continuity (113)
- LoZ: Low input impedance prevents false readings due to "ghost voltage" (117, 116, 114)
- Large display and white LED backlight to work in poorly lit areas more effectively
- Three year warranty

Specifications	117	115	113
VoltAlert™ detector	•	–	–
AutoVolt/LoZ	•	–	LoZ
Analogue bargraph	•	•	•
True-RMS for accurate measurements on non-linear loads	•	•	•
Min/Max recording	•	•	•
Display hold	•	•	•
3-1/2 digits	•	•	•
6000 counts	•	•	•
CAT III 600 V safety rated	•	•	•

	116	114
Temperature	•	–
Microamps	•	–
Frequency	•	–
Capacitance	•	–
Diode test	•	–
AutoVolt/LoZ	•	•
Analogue bargraph	•	•
True-RMS for accurate measurements on non-linear loads	•	•
Min/Max recording	•	•
Display hold	•	•
3-1/2 digits	•	•
6000 counts	•	•

Functions	117	116	115	114	113
AC/DC voltage	600 V	600 V	600 V	600 V	600 V
AC/DC current	10 A	600.0 µA	10 A	-	-
Resistance	40 MΩ	40 MΩ	40 MΩ	40 MΩ	60 kΩ
Capacitance	9,999 µF	9,999 µF	9,999 µF	-	9,999 µF
Diode test	•		•	-	•
Frequency	5 Hz to 99.99 kHz	5 Hz to 99.99 kHz	5 Hz to 99.99 kHz	-	-
Temperature		+400°C		-	-
Safety rating	CAT III 600 V	CAT III 600 V	CAT III 600 V	CAT III 600 V	CAT IV 600 V

Recommended Accessories

C11XT
Soft EVA Foam Hard Case
See page 176

TPAK
Magnetic Meter Hanger
See page 176

TL175
TwistGuard™ Test Leads
See page 163

80PK-27
SureGrip™ Industrial Surface Probe (Fluke 116)
See page 169

Recommended Kits

Bundle & Save

Fluke 116/323 HVAC Combo Kit

IB117K FLUKE 117 Multimeter + Insulated Hand Tools Starter Kit

For more details see page 189

Included Accessories

TL75 Test Leads, Holster, 80BK Integrated Temperature Probe (116), User's Manual and 9 V Battery (installed).

Ordering Information

FLUKE-113	Utility True RMS Digital Multimeter
FLUKE-114	Electrical True RMS Digital Multimeter
FLUKE-115	True RMS Digital Multimeter
FLUKE-116	HVAC Electrical True RMS Multimeter
FLUKE-117	Adv. Electrical True RMS Multimeter
FLUKE-116/323	HVAC and Clamp Meter Combo Kit
FLUKE-116/62 MAX+	HVAC Multimeter and Infrared Thermometer Kit
FLUKE-117/323	Electrical and Clamp Meter Combo Kit
IB117K	117 Multimeter + Insulated Hand Tools Starter Kit

Fluke 27 II, 28 II and 28 II Ex Industrial IP67 Digital Multimeters

Fluke 27 II

Fluke 28 II

The 27 II, 28 II and 28 II Ex-AU Digital Multimeters are designed for tough work environments. All three meters have IP 67 waterproof and dustproof rating. They both have an extended operating temperature range of -15°C to + 55°C and 95% humidity.

- Unique function for accurate voltage and frequency measurements on adjustable speed motor drives and other electrically noisy equipment (28 II, 28 II Ex)
- Built-in thermometer conveniently allows you to take temperature readings without having to carry a separate instrument (28 II, 28 II Ex)
- Hi-resolution 20,000 count display mode (28 II, 28 II Ex)
- Resistance and continuity. Relative mode to remove test lead resistance from low ohms measurements
- Large digit display with bright, two-level backlight
- Backlit keypad buttons allow for easy visibility in low-lit areas
- Optional magnetic hanger for easy setup and viewing freeing your hands for other tasks
- Intrinsically safe certifications from the world's leading certification bodies (28 II Ex)
- Limited lifetime manufacturer's warranty

Features	27 II	28 II	28 II Ex
Tested to withstand a 3 m drop	●	●	●
Wide 1000 V measurement range	●	●	●
True-RMS AC voltage and current for accurate measurements on non-linear signals	–	●	●
Low pass filter	–	●	●
Temperature	–	●	●
Average responding voltage and current measurements	●	–	–
10 A continuous (20 A for 30 seconds)	●	●	●
Frequency and capacitance	●	●	●
Record signal fluctuations using the Min/Max function	●	●	●

Specifications		27 II	28 II	28 II Ex
DC voltage	Range	0.1 mV to 1000 V		
	Accuracy	0.05% +1	0.05% + 1	0.05% + 1
AC voltage	Range	0.1 mV to 1000 V		
	Accuracy	0.5% +3	0.7% +4	0.7% +4
DC current	Range	0.1 µA to 10 A		
	Accuracy	0.2% + 4	0.2% + 4	0.2% + 4
AC current	Range	0.1 µA to 10 A		
	Accuracy	1.5% + 2	1.0% + 2	1.0% + 2
Resistance	Range	0.1 Ω to 50 MΩ		
Display counts		6000	6000/19,999	6000/19,999
Capacitance		1 nF to 9999 µF		10 nF to 9999 µF
Frequency		0.5 Hz to 199.99 kHz		
Temperature		–	-200°C to +1090°C	-200°C to +1090°C
Low pass filter (measurement on VSD's)		–	Yes	Yes
Compliance		CAT IV 600 V, CAT III 1000 V		
Measurement method		Avg. responding	True-RMS	True-RMS
Power		Three AAA batteries		
Battery life		800 hours		400 hours
Dimensions (DxWxH)		6.35 cm × 10.0 cm × 19.81 cm		
Weight with holster		698.5 g		



Work in the Mining Industry?

Visit the link to learn how Fluke tools can help with the future of power.

fluke.co/mining

Specialty Models

Fluke 28 II Ex-AU Intrinsically Safe True-RMS Multimeter

CAT III 1000V/CAT IV 600V electrical safety rating

Ex II 2 G Ex ia IIC T4

Recommended Accessories

TPAK
Magnetic Meter Hanger
See page 176

TLK-225
SureGrip™ Master Accessory Set
See page 167



i2000 FLEX
AC Current Clamp Test Lead Kit
See page 171

i410
AC/DC Current Clamp
See page 173

CXT80
Extreme Hard Case
See page 176

C11XT
Soft EVA Foam Hard Case
See page 176

TL175
TwistGuard™ Test Leads
See page 163

Included Accessories

TL175 Test Leads, AC175 Alligator Clips, 80BK-A Temperature Probe (28 II), Holster, User Manual and Three AA Batteries (installed).

Ordering Information

FLUKE-27II	Industrial Multimeter
FLUKE-28II	Industrial Multimeter
FLUKE-28IIEx/AU	Intrinsically Safe Industrial Multimeter

Contact your local distributor for price and availability.

fluke.co/wtb

Fluke 77IV Digital Multimeter

Fluke 77IV

LISTED
950 Z

Versatile multimeter for field service or bench repair

The Fluke 77IV Digital Multimeter has the features needed to repair most electrical and electronic problems. This meter is simple to use and has significant improvements over Fluke's original 70 Series with more measurement functions, conformance to the latest safety standards, and a much larger display that is easier to view.

- Wide 1000 V measurement range
- Average responding AC measurements
- 0.3% accuracy
- 10 amps continuous
- Frequency and capacitance
- Resistance and continuity
- Large display
- Backlight for work in dim areas
- Min/Max to record signal fluctuations
- Integral holster with probe holders
- Free your hands with the optional TPAK magnetic hanger
- Auto and manual ranging
- Battery Life: 400 hours typical
- Weight: 0.42 kg
- Size (H×W×D): 185 mm × 90 mm × 43 mm
- Limited lifetime manufacturer's warranty

Function	Maximum	Max. resolution	Accuracy
Voltage DC	1000 V	1 mV	±(0.3%+1)
Voltage AC	1000 V	1 mV	±(2.0%+2)
Current DC	10 A	0.01 mA	±(1.5%+2)
Current AC	10 A	0.01 mA	±(2.5%+2)
Resistance	50 MΩ	0.1 Ω	±(0.5%+1)
Capacitance	9,999 µF	1 nF	±(1.2%+2)
Frequency	99.99 kHz	0.01 Hz	±(0.1%+1)

Accuracies are best accuracies for each function.

General Specifications

Accuracy is specified for 1 year after calibration, at operating temperatures of 18°C to 28°C, with relative humidity at 0% to 90%. Accuracy specifications take the form of ±([% of Reading] + [Counts]).

Specifications	77IV
V Maximum voltage between any terminal and earth ground	1000 V
Surge protection	8 kV peak per IEC 61010
W Fuse for mA input	440 mA, 1000 V FAST Fuse
W Fuse for A input	11 A, 1000 V FAST Fuse
Display	Digital: 6,000 counts, updates 4/sec
Bar Graph	33 segments, updates 32/sec
Frequency	10,000 counts
Capacitance	1,000 counts
Operating altitude	2,000 metres
Storage altitude	12,000 metres
Operating temperature	-10°C to + 50°C
Storage temperature	-40°C to + 60°C
Temperature coefficient	0.1 × (specified accuracy/°C (< 18°C or > 28°C)
Electromagnetic compatibility (EN 61326-1:1997)	In an RF field of 3 V/M, accuracy = specified accuracy except in temperature: specified accuracy ±5°C
Relative humidity (maximum non-condensing)	90% to 35°C; 75% to 40°C; 45% to 50°C
Battery life	400 hours
Size (H×W×L) and Weight	185mm × 90mm × 43mm; 420 grams
Safety compliance	IEC 61010-2-033; CAT III 1000 V, CAT IV 600 V
Certifications	CSA, TÜV (EN61010), UL, ∏, (N10140), VDE

Recommended Accessories

i400
AC Current Clamp
See page 182

C11XT
Soft EVA Foam Hard Case
See page 176

TPAK
Magnetic Meter Hanger
See page 176



i2000 FLEX
AC Current Clamp
See page 171

TLK-225
SureGrip™ Master Accessory Kit
See page 167

Included Accessories

Test Leads with 4 mm Lantern Tips, 9V Battery (installed), Manual Information Pack.

Ordering Information

FLUKE-77-4 Digital Multimeter

Contact your local distributor for price and availability.

fluke.co/wtb

Fluke PRV240 and PRV240FS Proving Units

Fluke PRV240

Fluke PRV240 Proving Unit

The Fluke PRV240 Proving Unit is a portable, pocket-sized, battery-powered voltage source. It is unique in that it sources stable AC and DC voltages for both LoZ and HiZ instruments.

- Sources both AC and DC steady-state voltage — supplies 240 V DC/AC
- A single LED indicates functionality, making this unit a simple-to-use solution for verification of your test tool
- Compatible with both high impedance or low impedance multimeters, clamp meters or two pole testers
- Voltage is sourced through recessed contacts that are activated when tested probes are inserted to avoid accidental contact
- Includes Magnetic Hanging Strap
- Long battery life - 5,000 tests per set of four AA batteries
- One year warranty

Fluke PRV240 FS

Fluke PRV240FS Proving Unit

The Fluke PRV240FS Proving Unit is specifically built to prove the functionality of the FieldSense™ measurement on the Fluke T6 Electrical Testers. It also provides AC and DC voltages for other HiZ instruments in your tool box.

- Reduces the risk of shock and arc flash by validating the functionality of test tools without placing yourself in a potentially hazardous electrical environment
- Can prove functionality of the FieldSense™ measurement on the T6 Electrical Testers
- Sources both AC and DC steady-state voltage — supplies 240 V DC/AC
- A single switch and a set of LEDs indicate functionality of both the FieldSense™ "no-test-lead" voltage measurement capability, plus standard AC and DC measurements with test leads
- Compatible with high impedance multimeters or clamp meters
- Voltage is sourced through a central hub designed to test the T6 FieldSense™ open fork, as well as through recessed contacts that are activated when test probes are inserted to avoid accidental contact
- Long battery life - 2,000 tests per set of four AA batteries
- One year warranty

Specifications	PRV240	PRV240FS
Output voltage	240 V AC RMS or DC ±10% ≥ 1 MΩ	
LoZ >3 kΩ load	60 V AC typical 50 V AC RMS minimum	
LED power indicator	Turns on when output voltage present	
Battery	4 AA Alkaline batteries NEDA 24 A IEC LR03	4 × AA Alkaline batteries NEDA 15 A IEC LR6
Battery life	5000 (5-second duration) test cycles with >1 MΩ load, 300 tests minimum with >3 kΩ load	2000 (10-second duration) test cycles with >1 MΩ load
Operating temperature	-10°C to +50°C	
Operating altitude	2000 m	
Dimensions	11.7 cm × 7.4 cm × 2.8 cm	11.7 cm × 7.4 cm × 4.5 cm
Weight	0.23kg includes batteries	0.32kg includes batteries
Safety	IEC61010-1, IEC61010-2-030	

Recommended Accessories

TPAK
Magnetic Meter Hanger
See page 176

Included Accessories

TPAK Hanging Strap, Four AA Batteries, Instruction Sheet.

Ordering Information

PRV240 Proving Unit

PRV240FS Proving Unit

Contact your local distributor for price and availability.

fluke.co/wtb

Fluke 8808A
Precision Bench Multimeters

Fluke 8808A

Fluke 8808A 5.5 Digit Multimeter

The Fluke 8808A multimeter has a broad range of functions, measuring volts, ohms and amps with a basic V DC accuracy of 0.015%. The meter is easy to use and include innovative functions to simplify routine testing and precision 4 wire resistance measurements.

- 5.5 digit resolution
- Up to 0.015% accuracy
- Dual measurement display
- Sensitive DC leakage current ranges
- Front panel setup keys
- TL2X4 wire measurement technique
- Three year warranty

Recommended Accessories

TL2X4W-TWZ
2x4-Wire Ohms
Tweezers Test Leads

TL2X4W-PTII
2x4-Wire Ohms
Test Leads

Y8846D
Rack Mount Kit, Dual

884X-CASE
Moulded Plastic Case

Specifications	8808A
Display	Dual
Resolution (digits)	5.5
Measurements	V AC, V DC, I DC, I AC, Ω, Cont, Diode
Basic V DC accuracy (% Reading +% Range)	0.015 + 0.003
Advanced measurements/ functions	2x4 wire ohms, freq, i-Leakage dedicated setup keys
Math	Null, dBm, dB, Min, Max
Analysis	Limit Compare
USB memory device port	No
Interfaces	RS-232, USB via optional adapter
Safety rating	CAT I 1000 V, CAT II 600 V

Included Accessories

LCI Line Power Cord, Test Lead Set, Spare Line Power Fuse, Programmers Manual/ User Manual on CD-ROM, 884X-USB USB to RS232 Cable Adapter, FVF-BASIC FlukeView® Forms Software Basic Version.

Ordering Information

FLUKE 8808A	5.5 Digit Multimeter
FLUKE 8808A/SU	5.5 Digit Multimeter (Software + Cable)

Calibration & Service Agreement units also available.

Contact your local distributor for price and availability.
au.flukecal.com/where-to-buy

Clamp Meters

Wires in tight compact spaces. Panels out of reach. Extra-large conductors. We understand your workspace and have designed products for noise-free, reliable readings. Built on success, digital clamp meters designed by Fluke are known as workhorse current clamp meters. With advanced performance, the amp clamp meter line is designed to be simple to use and gimmick-free.

Clamp Meter Selection Guide

Fluke Clamp Meters	Residential/Commercial Electrical		General Purpose			Industrial Electrical				HVAC/R			Leakage	Wireless	
	323	325	365	374 FC	375 FC	376 FC	377 FC	378 FC	381	393 FC	902 FC	355	368 FC/369 FC	a3000 FC	a3001 FC
Measurements															
AC current	•	•	•	•	•	•	•	•	•	•	•	•	•	•	•
AC voltage	•	•	•	•	•	•	•	•	•	•	•	•			
Resistance	•	•	•	•	•	•	•	•	•	•	•	•			
Continuity	•	•	•	•	•	•	•	•	•	•	•	•			
DC volts	•	•	•	•	•	•	•	•	•	•	•	•			
DC current		•	•	•	•	•	•	•	•	•	•	•			
True-RMS	•	•	•	•	•	•	•	•	•	•	•	•	•	•	•
Frequency		•			•	•	•	•	•	•		•			•
AC + DC voltage		•										•			
AC + DC current		•										•			
Min/Max/Avg		•		•	•	•	•	•	•	•	•	•			
4–20mA															
Temperature		•									•				
Capacitance		•		•	•	•	•	•		•	•				
Measurement logging					•	•	•	•		•			•	•	•
Special Features															
Inrush current mode				•	•	•	•	•	•	•		•		•	•
Low Pass filter for VFDs					•	•	•	•	•			•			
18-inch iFlex®				Optional	Optional	Included	Included	Included	Included	Included					Included
Wireless				•	•	•	•	•		•	•		•	•	•
FieldSense™							•	•							
PQ indicator								•							
DC power										•					
Display															
Display hold	•	•	•	•	•	•	•	•	•	•	•	•	•	in phone app	in phone app
Backlight		•	•	•	•	•	•	•	•	•	•	•	•	•	
Specifications															
Jaw opening	30 mm (1.18 in)	30 mm (1.18 in)	18 mm (0.7 in)	34 mm (1.33 in)	34 mm (1.33 in)	34 mm (1.33 in)	34 mm (1.33 in)	34 mm (1.33 in)	34 mm (1.33 in)	34 mm (1.33 in)	30 mm (1.2 in)	58 mm (2.3 in)	40 mm (1.5 in)/ 61 mm (2.4 in)	34 mm (1.33 in)	254 mm (10 in) coil
Max wire size	300 mm²	300 mm²	17 mm (0.67 in)	400 mm²	400 mm²	400mm²	400 mm²	400 mm²	400 mm²	400 mm²	300 mm²	400 mm² or 3× 240 mm²		400 mm²	
Current range AC RMS	0 to 400.0 A	0 to 40.00 A/ 400.0 A	0 to 200.0 A	0 to 600.0 A (2500 A with iFlex®)	0 to 600.0 A (2500 A with iFlex®)	0 to 999.9 A (2500 A with iFlex®)	0 to 999.9 A (2500 A with iFlex®)	0 to 999.9 A (2500 A with iFlex®)	0 to 999.9 A (2500 A with iFlex®)	0 to 999.9 A (2500 A with iFlex®)	0 to 600.0 A	0 to 1400 A	0 to 60 A	0 to 400 A	0 to 2500 A
Accuracy AC current (50/60 Hz)	2% ±5 counts	2% ±5 counts	2% ±5 counts	2% ±5 counts	2% ±5 counts	2% ±5 counts	2% ±5 counts	2% ±5 counts	2% ±5 counts	2% ±5 counts	2% ±5 counts	1.5% ±5 counts	1% ±5 counts	2% ±5 counts	3% ±5 counts
AC Response	True-RMS	True-RMS	True-RMS	True-RMS	True-RMS	True-RMS	True-RMS	True-RMS	True-RMS	True-RMS	True-RMS	True-RMS	True-RMS	True-RMS	True-RMS
Current range DC		0 to 40.00 A/ 400.0 A	0 to 200 A	0 to 600.0 A	0 to 600.0 A	0 to 999.9 A	0 to 999.9 A	0 to 999.9 A	0 to 999.9 A	0 to 999.9 A	0 to 200 µA	0 to 2000 A			
Accuracy DC current		2% ±5 counts	2% ±5 counts	2% ±5 counts	2% ±5 counts	2% ±5 counts	2% ±5 counts	2% ±5 counts	2% ±5 counts	2% ±5 counts	1% ±5 counts	1.5% ±5 counts			
Voltage range AC	0 to 600.0 V	0 to 600.0 V	0 to 600.0 V	0 to 1000 V	0 to 1000 V	0 to 1000 V	0 to 1000 V	0 to 1000 V	0 to 1000 V	0 to 1000 V	600.0 V	0 to 600.0 V			
Accuracy AC voltage	1.5% ±5 counts	1.5% ±5 counts	2% ±5 counts	1.5% ±5 counts	1.5% ±5 counts	1.5% ±5 counts	1.5% ±5 counts	1.5% ±5 counts	1.5% ±5 counts	1.5% ±5 counts	1% ±5 counts	1% ±5 counts			
Voltage range DC	0 to 600.0 V	0 to 600.0 V	0 to 600.0 V	0 to 1000 V	0 to 1000 V	0 to 1000 V	0 to 1000 V	0 to 1000 V	0 to 1000 V	0 to 1500 V	0 to 600.0 V	0 to 1000 V			
Accuracy DC voltage	1.0% ±5 counts	1.0% ±5 counts	2% ±5 counts	1% ±5 counts	1% ±5 counts	1% ±5 counts	1% ±5 counts	1% ±5 counts	1% ±5 counts	1% ±5 counts	1% ±5 counts	1% ±5 counts			
Resistance range	0 to 4000 Ω	0 to 40 kΩ	0 to 6000 Ω	0 to 6000 Ω	0 to 6000 Ω	0 to 60 kΩ	0 to 60 kΩ	0 to 60 kΩ	0 to 60 kΩ	0 to 60 kΩ	0 to 9999 Ω	0 to 400 kΩ			
Frequency measurement range		5 to 500 Hz			500 Hz	500 Hz	500 Hz	500 Hz	500 Hz	500 Hz		5 to 1000 Hz	40 to 1000 Hz		
Warranty and Safety															
Warranty (years)	2	2	3	3	3	3	3	3	3	3	3	3	1	3	3
Safety rating (EN 61010)	CAT IV 300 V, CAT III 600 V	CAT IV 300 V, CAT III 600 V	CAT III 600 V	CAT III 1000 V, CAT IV 600 V	CAT III 1000 V, CAT IV 600 V	CAT III 1000 V, CAT IV 600 V	CAT III 1000 V, CAT IV 600 V	CAT III 1000 V, CAT IV 600 V	CAT III 1000 V, CAT IV 600 V	CAT III 1500 V, CAT IV 600 V	CAT III 600 V	CAT III 1000 V, CAT IV 600 V	CAT III 600 V	CAT III 600 V	CAT III 1000 V CAT IV 600 V
Fluke Connect®															
Fluke Connect® App compatible				•	•	•	•	•		•	•		•	•	•

Fluke 393 FC CAT III 1500 V True-RMS Clamp Meter

Fluke 393 FC

The World's First CAT III 1500 V Current Clamp

The Fluke 393 FC CAT III 1500 V / CAT IV 600 V True-RMS Clamp Meter with iFlex is designed for technicians who work in DC environments up to 1500 V: solar arrays, wind power, electric railways, data centers battery banks for uninterruptible power supplies. The Fluke 393 FC meets standard IEC 61730-1 for photovoltaic panels and extends the safe measurement range up to 1500 V DC.

Make DC power measurement quickly and accurately with a tool that does it all: V, A and Power (kVA). Ensure PV panels are properly installed with the help of an audio beep to indicate incorrect polarity. Visual continuity makes continuity testing easier in low-light situations.

- Safe and accurate voltage measurement up to 1500 V DC
- IP54 rating for dust and water making it ideal for working outdoors on solar arrays and wind power systems
- DC power measurement, showing readings in kVA
- Audio and Visual Polarity to ensure photovoltaic panels are properly installed
- Visual Continuity that provides a bright green indicator light in the display for working in dark and noisy environments
- Seamless logging, sharing and reporting of test results via Fluke Connect software
- Three year warranty

Features	Range	Accuracy
DC power	600.0 kVA	2% + 2.0 kVA
	1500 kVA	2% + 20 kVA
Current AC (clamp jaw)	0 to 999.9 A	±(2% + 5 digits)
Current AC (iFlex®)	0 to 2500 A	±(3% + 5 digits)
Current DC	0 to 999.9 A	±(2% + 5 digits)
Voltage AC	0 to 1000 V	±(1% + 5 digits)
Voltage DC	0 to 1500 V	±(1% + 5 digits)
mV DC	500.0 mV	±(1% + 5 digits)
Capacitance	0 to 1000 µF	±(1% + 5 digits)
Resistance / Continuity	60 kΩ	±(1% + 5 digits)
Jaw opening	34 mm	
Visual Continuity	Yes	
Audio Polarity	Yes	
Logging (device / phone)	Yes / Yes	
Low Pass	Yes	
Display	Dual line	
CAT Rating (device)	CAT III 1500 V / CAT IV 600 V	
CAT Rating (test leads)	CAT III 1500 V insulated test leads	

Recommended Accessories

TL1500DC
Test Lead Set 1500 V
See page 163

PVLEAD1
MC4 to 4 mm Test Lead Set
See page 79

PVLEAD3
MC4 Solar Power Clamp Set
See page 79

Pack30
Professional Tool Backpack
See page 175

Get the FREE Fluke Connect® App!

By using the Fluke Connect® App, you can efficiently and safely capture, store and share maintenance data without leaving the field. You can securely connect and collaborate with others, so they can see what you see.

Download on the App Store
GET IT ON Google Play

Included Accessories

CAT III 1500 V Rated Test Leads with Right Angle Plugs and Safety Caps, 18-inch iFlex® Flexible Current Probe, ToolPak Magnetic Meter Hanger, Premium Carrying Case.

Ordering Information

FLUKE-393 FC CAT III 1500 V True-RMS AC/DC Clamp Meter with iFlex®

Contact your local distributor for price and availability.

fluke.co/wtb

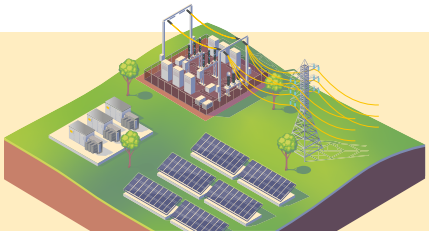

Work in the Solar Industry?

Visit the link to learn how Fluke tools can help with the future of power.

fluke.co/solar

Fluke 377 FC and 378 FC Clamp Meters with FieldSense™

Fluke 377 FC Fluke 378 FC

Voltage and Current Measurements with FieldSense™ Technology

The new Fluke 377 FC and 378 FC are the first industrial clamps meters that use FieldSense™ technology to make accurate non-contact voltage measurements, thereby enhancing the safety and improving productivity. Get a full set of phase-to-phase voltage and current measurements along with auto calculation of phase rotation by clamping the jaw over each of the three phase conductors. The Fluke 378 FC includes the unique power quality indicator that automatically senses power quality issues related to current, voltage and power factor, enabling you to quickly determine if the fault is upstream or downstream.

- Safe and accurate voltage measurement without metallic contact
- View both voltage and current measurements simultaneously on dual display
- Complete 3 phase measurements 50% faster than other industrial clamp meters
- Phase rotation information is auto calculated (in Fluke Connect® App)
- Screen equipment for power quality problems with PQ Indicator (Fluke 378 FC only)
- Easy logging, seamless data transfer and reporting with Fluke Connect®
- Three year warranty

Features	Range	377 FC	378 FC
Current AC (clamp jaw/iFlex®)	0 to 999.9 A	±(2% + 5 digits)	
	0 to 2500 A	±(3% + 5 digits)	
Current DC	0 to 999.9 A	±(2% + 5 digits)	
Voltage AC (FieldSense™)	0 to 1000 V	±(3% + 5 digits) (≤ 4/0 AWG) ±(5% + 5 digits) (≥ 4/0 AWG)	
Voltage AC (Test Leads)	0 to 1000 V	±(1% + 5 digits)	
Voltage DC	0 to 1000 V	±(1% + 5 digits)	
Capacitance	0 to 1000 µF	±(1% + 4 digits)	
Resistance / Continuity		60 kΩ / Yes	
Jaw opening		34 mm	
Three-phase calculations		Yes	
Power Quality indicator		No	Yes
Phase Rotation		Yes	
Visual Continuity		Yes	
Data Logging		Yes	
Low pass filter (for VFD)		Yes	
CAT Rating		CAT III 1000 V / CAT IV 600 V	

Recommended Accessories

TL223-1
SureGrip™ Electrical Test Lead Set
See page 167

Pack30
Professional Tool Backpack
See page 175

TL175
TwistGuard™ Test Leads
See page 163

AC285
SureGrip™ Alligator Clips
See page 164

FieldSense™ Enabled

Non-contact voltage measurement made possible with Fluke's FieldSense™ technology.

Get voltage measurements faster, easier and safer than ever. No direct electrical contact means less potential for electric shocks and arc flash.

Included Accessories

Test Leads, TwistGuard™ Test Probes, Black Grounding Clip, 18-inch iFlex® Flexible Current Probe, ToolPak Magnetic Meter Hanger, Premium Carrying Case and Quick Reference Guide.

Ordering Information

Fluke 377 FC	Non-Contact Voltage True-RMS AC/DC Clamp Meter
Fluke 378 FC	Non-Contact Voltage True-RMS AC/DC Clamp Meter

Contact your local distributor for price and availability.

fluke.co/wtb

Fluke 370 Series Clamp Meters

Fluke 376 FC with iFlex®

Be ready for anything

The Fluke 370 Series of True-RMS Clamp Meters provides a range of state of-the-art features to meet even the most demanding job requirements.

All four of the clamp meters have improved base features such as a large, backlit display, true-RMS standard, CAT IV safety rating and a durably constructed body. Additionally, the 376 FC, 375 FC and 374 FC are a part of the Fluke Connect® family of wireless test tools and are compatible with the iFlex® Flexible Current Probe (included with the 376 FC, sold separately for the 375 FC and 374 FC), and provide increased measurement readings to 1000 A.

Three year warranty.

Fluke 375 FC Fluke 374 FC

Functions	Range	374 FC	375 FC	376 FC
Current AC Accuracy	0 to 600.0 A	2% ±5 counts	2% ±5 counts	-
	0 to 999.9 A	-	-	2% ±5 counts
Current AC Accuracy (iFlex®)	0 to 2500 A	3% ±5 counts	3% ±5 counts	3% ±5 counts
Current DC	0 to 600.0 A	2% ±5 counts	2% ±5 counts	-
	0 to 999.9 A	-	-	2% ± 5 counts
Voltage AC	0 to 600.0 V	-	-	-
	0 to 1000 V	1% ± 5 counts	1% ± 5 counts	1% ± 5 counts
Voltage DC	0 to 600.0 V	-	-	-
	0 to 1000 V	1% ± 5 counts	1% ± 5 counts	1% ± 5 counts
Resistance range	-	0 to 6000 Ω	0 to 6000 Ω	0 to 60 kΩ
Jaw opening	-	34 mm	34 mm	34 mm
Max. wire size	-	750 MCM	750 MCM	750 MCM
Frequency measurement range	Safety Compliance (61010-2-032)	CAT III 1000 V, CAT IV 600 V	CAT III 1000 V, CAT IV 600 V	CAT III 1000 V, CAT IV 600 V

Recommended Accessories

TL223-1
SureGrip™ Electrical Test Lead Set
See page 167

TL224
SureGrip™ Silicone Insulated Test Leads
See page 164

TL175
TwistGuard™ Test Leads
See page 163

AC285
SureGrip™ Alligator Clips
See page 164

I2500-18
18 inch iFlex® Flexible Current Probe

C37XT
Protective EVA Hard Tool Case
See page 176

Fluke Connect® Enabled

The Fluke 376 FC, 375 FC, and 374 FC are a part of the Fluke Connect® family of wireless test tools.

- Trend measurements, pinpoint intermittent faults and transmit results wirelessly by connecting your meter to your phone via the Fluke Connect® Measurements app
- Create and send reports right from the field
- Stay safely away from the arc flash zone through Bluetooth connectivity

Included Accessories

18-inch iFlex® Flexible Current Probe (Fluke 376FC only), Test Leads, Soft Carrying Case, Instruction Card, Safety Information Sheet, Two AA Alkaline Batteries.

Ordering Information

FLUKE 374 FC	True-RMS Clamp meter
FLUKE 375 FC	True-RMS Clamp meter
FLUKE 376 FC	True-RMS Clamp meter
i2500-10 iFlex®	Flexible Current Probe 25 cm
i2500-18 iFlex®	Flexible Current Probe 46 cm

Calibration & Service Agreement units also available.

Fluke iFlex® Flexible Current Probe

Unprecedented measurement flexibility

The iFlex® Flexible Current Probe expands the measurement range of select Fluke Clamp Meters to 2500 A AC while providing increased display flexibility, improved wire access and the ability to measure awkward-sized conductors. Available in 18 inch and 10 inch coil sizes.

- Compatible to Fluke 374 FC, 375 FC, and 376 FC
- CAT IV 600 V, CAT III 1000 V
- 7.5 mm coil diameter allows measurement in tight spaces
- 1.8 m cable
- Three-year warranty

Visit **fluke.co/clamps** for additional specifications.

Contact your local distributor for price and availability.

fluke.co/wtb

Limited Availability*

Fluke 301D Clamp Meter

Fluke 301D

Portable and lightweight for easier field testing

The Fluke 301D CAT III 300 V Clamp Meter weights only 154g and just 16mm thick, which is designed to fit in your pocket, allowing you to carry it around for easier field testing. The Fluke 301D has a slim and think Jaw with the arm size of only 10mm x 10mm, making it to be easily clamp onto tightly packed wires and small space. These Jaws make current testing safer and more efficient.

With eight test functions, the Fluke 301D can meet multiple field testing needs and resolves problems with just one meter

- Safe and accurate voltage measurement up to 600V AC/DC
- AC current measurement up to 600A
- Resistance and continuity measurement
- Capacitance and diode measurement
- Current and voltage frequency
- One year warranty

Recommended Accessories

TL175
TwistGuard™ Test Leads
See page 163

C11XT
Soft EVA Foam Hard Case
See page 176

Model		301D	
AC Current (45 to 400 Hz)	Range	60.00A	600.00A
	Resolution	0.01A	0.1A
	Accuracy	2%+10	2%+5
DC Current	Range	60.00A	600.00A
	Resolution	0.01A	0.1A
	Accuracy	2%+10	2%+5
AC Voltage (45 to 400 Hz)	Range	600.0V	
	Resolution	0.1V	
	Accuracy	1.5%+5	
DC Voltage	Range	600.0V	
	Resolution	0.1V	
	Accuracy	1.5%+5	
Resistance	Range	600.0Ω 6.000kΩ 60.00kΩ	
	Accuracy	1%+5	
Voltage Frequency	Range	9.999Hz 99.99Hz 999.9Hz 9.999kHz 99.99kHz	
	Accuracy	0.1%+3	
Current Frequency	Range	45.0 to 400.0 Hz	
	Accuracy	0.1%+3	
Capacitance	Range	9.999µF	99.99µF 999.9µF
	Accuracy	2%+5	5%+5
Diode	Range	3.000 V	3.000 V
	Accuracy	10%	10%
T-rms Value		–	
Continuity		Yes	
Hold		Yes	
Backlight		Yes	
Safety rating		CAT III 300V	
Weight		154 g	
Size (L x W x H)		190mm x 52mm x 16mm	
Size (L x W x H with barrier and trigger)		190mm x 68mm x 22mm	
Jaw Opening		34 mm	
Clamp Arm Size		10 mm X 10 mm	
Battery		(2) AAA Batteries	
Warranty		1 year	

*Available to purchase from selected distributors and at fluke.com.au.

Included Accessories

TL75 Test Lead, (2) AAA Batteries

Ordering Information

Fluke-301D/APC	CAT III 300 V Clamp Meter

Contact your local distributor for price and availability.

fluke.co/wtb

Fluke 320 Series True-RMS Clamp Meters

Fluke 325 Fluke 323

Go to work with the best

True-RMS measurements and optimised ergonomics make the Fluke 320 Series True-RMS Clamp Meters the best general troubleshooting tools for commercial and residential electricians. The 323 and 325 are designed to verify the presence of load current, AC voltage and continuity of circuits, switches, fuses and contacts. These small and rugged clamp meters are ideally suited for current measurements up to 400 A in tight cable compartments. The Fluke 325 also offers DC current and frequency measurements.

- 400 A AC current measurement (AC and DC current; 325 only)
- 600 V AC and DC voltage measurement
- True-RMS AC voltage and current for accurate measurements on non-sinusoidal signals
- Resistance measurement to up to 40 kΩ with continuity detection (325 only)
- Temperature and capacitance measurement (325 only)
- Frequency measurement (325 only)
- Slim, ergonomic design
- Large, easy to read backlight display (325 only)
- CAT IV 300 V/CAT III 600 V safety rating
- Hold button
- Two year warranty

Recommended Accessories

C37XT
Protective EVA Hard Tool Case
See page 176

L210
Probe Light and Extender
See page 177

TL175
TwistGuard™ Test Leads
See page 163

TL223-1
SureGrip™ Electrical Test Lead Set
See page 167

	Residential/Commercial Electrical	Light Industrial
	323	325
Measurements		
AC current	●	●
AC voltage	●	●
Resistance	●	●
Continuity	●	●
DC volts	●	●
DC current	-	●
True-RMS	●	●
Frequency	-	●
Min/Max/Avg	-	●
Temperature	-	●
Capacitance	-	●
Display		
Display hold	●	●
Backlight	-	●
Specifications		
Jaw opening	30 mm	
Max wire size	600 MCM	
Current range AC RMS	0 to 400.0 A	
Accuracy AC current (50/60 Hz)	±(2.0% + 5 digits)	±(2.0% + 5 digits)
AC response	True-RMS	
Current range DC	-	0 to 400 A
Accuracy DC current	-	±(2.0% + 5 digits)
Voltage range AC	0 to 600.0 V	
Accuracy AC voltage	±(1.5% + 5 digits)	
Voltage range DC	0 to 600.0 V	
Accuracy DC voltage	±(1.0% + 5 digits)	
Resistance range	0 to 4000 Ω	0 to 40 kΩ
Frequency measurement range	-	500 Hz

Included Accessories

Test Leads, Soft Case, User Manual.

Ordering Information

FLUKE-323 True RMS Clamp Meter

FLUKE-325 True RMS Clamp Meter

Contact your local distributor for price and availability.

fluke.co/wtb

Fluke 350 Series AC/DC True-RMS Clamp Meters

Fluke 355

Versatile, professional and accurate

Confidently take reliable readings with the True-RMS Fluke 355 Clamp Meters—the tools of choice for high current clamp-on amp meter measurements up to 2000 A.

- Reliably handle a wide range of high-current applications with 2000 A AC+DC True-RMS, 1400 A AC, and 2000 A DC
- Large 58 mm jaw
- Inrush current measurement
- High voltage measurement of 1000 V AC+DC True-RMS, 600 V AC, and 1000 V DC
- Resistance to 400 KΩ
- Continuity beeper
- Frequency measurement to 1 KHz
- Selectable low-pass filter mode
- Min/Max/Avg
- Large display with backlight
- Three year warranty

Features	355
True-RMS measurements	●
Display backlight	●
Motor start-up current	●
Min/Max/Average	●
Voltage AC/DC	●
Resistance measurement	●
Continuity measurement with beeper	●

Functions	Range	355
Current AC/DC	0-40.00 A	±(1.5% + 15 counts)
	0-400.0 A	±(1.5% + 5 counts)
	0-2000 A; 1400 AC RMS	±(1.5% + 5 counts)
Crest Factor		2.4
Voltage AC/DC	0-4.000 V	±(1% + 10 counts)
	0-40.00 V	±(1% + 5 counts)
	0-400.0 V	±(1% + 10 counts)
	0-600 V AC RMS	±(1.5% + 5 counts)
	0-1000 V DC	±(1.5% + 5 counts)
Resistance	0-400.0 Ω	±(1.5% + 5 counts)
	0-4.000 kΩ	±(1.5% + 5 counts)
	0-40.00 kΩ	±(1.5% + 5 counts)
	0-400.0 kΩ	±(1.5% + 5 counts)
Continuity beeper	Appr. ≤ 30 Ω	±(1.5% + 5 counts)
Frequency	5.0 Hz to 100.0 Hz	±(0.2% + 2 counts)
Power Supply	6 × 1.5 V AA NEDA 15 A or 1EC LR6	
Battery life	100 hours (with typical usage, backlight off)	
Size (HxWxD)	300 mm × 98 mm × 52 mm	
Jaw opening	58 mm	
Weight	0.814 kg	

Recommended Accessories

80TK
Thermocouple Module
See page 169

TP38
Insulated Test Probe
See page 165

FTP-1
Fuse Test Probe Set
See page 165

80PK-8
Type K Pipe Thermocouple Probe
See page 169

TL175
TwistGuard™ Test Leads
See page 163

TLK-225
SureGrip™ Master Accessory Set
See page 167

L215
SureGrip™ Electrical Test Lead Set
See page 177

TL223-1
Test Lead Set
See page 167

C345
Large Soft Case
See page 175

C1600
Gear Tool Box
See page 176

Included Accessories

Fluke 355: Six AA Batteries, TL224 SureGrip™ Silicone Test Lead Set, TP2 Slim Reach Test Probe Set (2 mm), AC285 SureGrip™ Alligator Clip Set, User Manual.

Ordering Information

FLUKE-355 True RMS AC/DC Clamp Meter

Contact your local distributor for price and availability.

fluke.co/wtb

Fluke 381 Remote Display True-RMS AC/DC Clamp Meter with iFlex®

Fluke 381

The World's most advanced clamp meter

The Fluke 381 True-RMS AC/DC Clamp Meter combines iFlex® flexibility with remote reading capability for the ultimate in innovation and safety. Now one technician can do jobs that would otherwise require two people. Clamp the Fluke 381 around a conductor, remove the display and walk across the room to operate controls or remove protective equipment, all while watching real-time readings.

The iFlex® Flexible Current Probe (included) expands the measurement range to 2500 A AC while providing increased display flexibility. With a cord that runs 6 feet, you can finally measure those tight spaces, awkward sized conductors and disorganised wires.

- Remote display reads measurements up to 9.1 metres away
- iFlex® Flexible Current Probe included,18 inch circumference
- 2500 A AC current measurement with iFlex®
- 999.9 A AC and DC current measurement with fixed jaw
- 1000 V AC and DC voltage measurement
- Frequency measurement to 500 Hz
- 60 kΩ resistance measurement
- Min/Max/Avg and inrush recording
- CAT IV 600 V, CAT III 1000 V
- Three year warranty

Fluke 365 Detachable Jaw True-RMS AC/DC Clamp Meter

Fluke 365

Where rugged meets reliable

The Fluke 365 True-RMS AC/DC Clamp Meter offers a small, detachable jaw with 1.2 metres of coil that makes it easy to take and read measurements in tight or hard-to-reach places.

- 200 A AC and DC current measurement with detachable jaw
- 600 VAC and DC voltage measurement
- Detachable jaw makes accessing wires and viewing the display easier
- Built in flashlight/torch allows for easy illumination and identification of wires
- CAT III 600 V
- Compact design fits in your hand and can be used while wearing protective equipment
- State of the art signal processing allows for use in noisy electrical environments while providing stable readings
- Large, easy to read, backlight display automatically sets the correct measurement range so you do not need to change switch positions while taking a measurement
- Three year warranty

See detailed specifications chart on page 27.

Recommended Accessories

Fluke 381

TL175
TwistGuard™ Test Leads
See page 164

TLK289
Industrial Master Test Lead Set
See page 167

AC87
Heavy Duty Bus Bar Clip Set
See page 164

FTP-1
SureGrip™ Fused Test Probe Set
See page 165

i2500-10
10 inch iFlex® Flexible Current Probe

C345
Large Soft Case
See page 175

Fluke 365

FTPL-1
SureGrip™ Fused Test Probe and Lead Set
See page 165

TL71
Premium Test Lead Set
See page 163

TL220
SureGrip™ Industrial Test Lead Set
See page 167

TL224
SureGrip™ Silicone Insulated Test Leads
See page 164

AC285
SureGrip™ Alligator Clips
See page 164

C37XT
Protective EVA Hard Tool Case
See page 176

Included Accessories

18-inch iFlex® Flexible Current Probe (Fluke 381 only), Test Leads, Soft Carrying Case, Instruction Card, Safety Information Sheet, Two AA Alkaline Batteries.

Ordering Information

FLUKE 381	Remote Display True-RMS AC/DC Clamp Meter with iFlex®
FLUKE 365	Detachable Jaw True-RMS AC/DC Clamp Meter

Fluke 902 FC True-RMS HVAC Clamp Meter

Fluke 902 FC

Improve productivity in the field

The Fluke 902 FC delivers the features necessary to diagnose and repair HVAC systems. Additionally, with Fluke Connect® you can trend measurements, create and send reports right from the field, safely stay away from live equipment.

Applications for HVAC

- 200 µA DC current measurements to measure flame rod
- Extended resistance range to measure thermistors up to 60 kΩ
- Capture flue gas temperature
- Measure start and run motor capacitors
- Measure performance of variable frequency drives
- Temperature measurement from -10°C to 400°C
- 1000 µF capacitance measurement
- CAT III 600 V, CAT IV 300 V safety rating
- Three year warranty

Functions	Range	Resolution	Accuracy
A AC (via Jaw)	60/600 A	0.01/0.1 A	±(2.0% + 5 digits) (45-65 Hz) ±(2.5% + 5 digits) (65-400 Hz)
V AC	600 V	0.1 V	±(1.5% + 5 digits) (45-400 Hz)
V DC	600 V	0.1 V	±(1.5% + 5 digits)
Ohms	600/6,000 /60,000 Ω	0.1/1/10	±(1% + 5 digits)
µA	200 µA	0.1 µA	±(1% + 4 digits)
Contact Temperature	10 to 400°C	0.1 C/F	±(1% + 8 digits)
Capacitance	100.0/1000 µF	0.1/1 µF	±(1% + 4 digits)
Continuity Beeper			
Beep Volume	75 dBA nom. 15 cm from case front		
On Threshold	<=30 Ω		

Recommended Accessories

Fluke 902 FC

AC220
SureGrip™
Alligator Clips
See page 164

TL224
SureGrip™
Insulated Test Leads
See page 164

80PK-8
Pipe Clamp
Temperature Probe
See page 169

80AK-A
Thermocouple Adapter
See page 169

TPAK
Magnetic Hanging Strap
See page 176

Fluke 368 FC/369 FC AC True-RMS Leakage Current Clamp Meters

Fluke 368 FC

Fluke 369 FC

Measure leakage current to track small problems, avoid large problems

The Fluke 360 Series of True-RMS Leakage Current Clamp Meters help users detect, document, record and compare leakage current readings over time as a means of preventing unplanned downtime, and identifying intermittent GFCI and RCD trips, without taking equipment offline.

- True-RMS measurements for accuracy when measuring complex, non-sinusoidal waveforms
- Jaw size: 40 mm (368 FC) and 61 mm (369 FC)
- Current resolution 1 µA/0.01 mA and 0.01 A/0.1 A
- Frequency range 40 Hz to 1 kHz
- Selectable filter 40 Hz to 70 Hz or wideband 40 Hz to 1 kHz
- Highest resolution of 1 µA, measure up to 60 A
- Forward-facing LED worklight for use in dark wiring cabinets
- Backlit display; auto backlight off and auto power off for extended battery life.
- Wireless data connectivity via Fluke Connect®
- CAT III 600 V safety rating
- Three year warranty

Specifications	
Measurement Function	Alternating current
AC Ampere Range	3 mA, 30 mA, 300 mA, 3 A, 30 A, 60 A
Range Selection	mA A: manual selection 3 mA, 30 mA, 300 mA: automatic selection 3 A, 30 A, 60 A: automatic selection
Frequency	40 Hz to 1 kHz
Crest Factor	Three

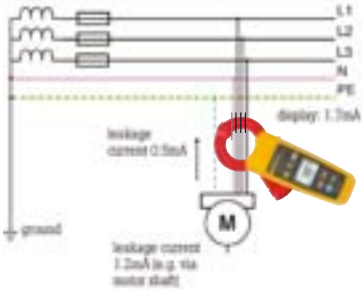

Included Accessories

Fluke 902 FC: TL75 Test leads, 80BK Integrated DMM Temperature Probe, Two AA Alkaline Batteries, Soft Carrying Case, Statement of Calibration Practices and User Manual.

Fluke 368 FC/369 FC: Soft Case, Two AA Batteries, Safety Manual.

Ordering Information

FLUKE 902 FC	HVAC Clamp Meter
FLUKE 368 FC	AC Leakage Current Clamp Meter
FLUKE 369 FC	AC Leakage Current Clamp Meter

Battery Analysers

Fluke Battery Analysers are the ideal test tool for maintaining, troubleshooting and performance testing individual stationary batteries and battery banks used in critical battery back-up applications in data centres, telecom networks, power distribution systems and more. With an intuitive user interface, a compact design, and rugged construction Fluke Battery Analysers are designed to provide optimum performance and reliability.

Fluke BT500 Series Battery Analysers

Fluke BT521

Fluke BT510

More battery tests. Less time.

Fluke's BT500 Series Battery Analysers cover a broad range of battery test functions ranging from DC voltage and resistance tests to full condition testing using an automated string function testing and the test probe integrated infrared temperature measurement system. 500 Series Battery Analysers are designed for measurements on stationary batteries of all types.

- The world's fastest battery measurements – reduce time of a typical battery measurement with 50% from 8 seconds to 4 seconds.
- Unique CATIII 600V safety rating
- **Key measurements:** Battery resistance, DC and AC voltage, DC and AC current, ripple voltage, frequency and battery temp.
- **Sequence measurement mode:** Automatic or manual sequence testing of battery strings with automatic measurement storage including voltage, resistance and temperature (with BTL21 intelligent test probe).
- **Optimised user interface:** Quick, guided setup ensures you're capturing the right data every time.
- **Intelligent test probe set (BT520 and BT521):** Integrated LCD display, infrared temperature measurement (BT521 only), verbal audio feedback and captures voltage readings and temperature logging automatically or via integrated save button
- Three year warranty

Recommended Accessories

BP500
Lithium-ion Battery
3000mAh

i410
AC/DC Current Clamp
See page 173

FLUKE-BTL520ANG
Angled Battery
Analyser Test Probe

BTL10
Basic Battery
Analyser Test Leads

BTL20
Interactive Battery
Analyser Test Probe

BTL21
Intelligent Test Probe

BT521 Intelligent Test Probes

Functions	Range	Resolution	Accuracy	BT510	BT520*	BT521*
Battery resistance[1]	3 mΩ	0.001 mΩ	1% + 8	●	●	●
	30 mΩ	0.01 mΩ	0.8% + 6	●	●	●
	300 mΩ	0.1 mΩ	0.8% + 6	●	●	●
	3000 mΩ	1 mΩ	0.8% + 6	●	●	●
V DC	6 V	0.001 V	0.09% + 5	●	●	●
	60 V	0.01 V	0.09% + 5	●	●	●
	600 V	0.1 V	0.09% + 5	●	●	●
	1000 V	1 V	0.09% + 5			●
V AC (45 Hz to 500 Hz with 800 Hz filter)	600 V	0.1 V	2% + 10	●	●	●
Frequency (displayed with Vac and Aac)[2]	500 Hz	0.1 Hz	0.5% + 8	●	●	●
AC voltage ripple (20 KHz Max)	600 mV	0.1 mV	3% + 20	●	●	●
	6000 mV	1 mV	3% + 10	●	●	●
A DC/A AC (with accessory Fluke i410)	400 A	1 A	3.5% + 2			●
Temperature	0°C to 60°C	1°C	2°C			●
Meter mode	999 records for each measurement position with time stamp					
Sequence mode	Up to 100 profiles and 100 profile templates (Each profile stores up to 450 batteries) with time stamp					

*BT520ANG and BT521ANG for angled probe models

Specifications	
Size (HxWxD) and Weight	220 mm × 103 mm × 58 mm, 850 g
Screen dimensions	77 × 56 mm
Interface	USB mini
Operating temperature	0°C to 40°C
Lithium-ion battery charging temperature	0°C to 40°C
Operating humidity	Non-condensing (10°C), <=80% RH (at 10°C to 30°C), <=75% RH (at 30°C to 40°C)
IP rating	IP40
Radio	FCC Class A
Vibration requirements	MIL-PRF-28800F: Class 2
Drop test requirements	1 metre
Temperature coefficients	Add 0.1 × specified accuracy for each degree C above 28°C or below 18°C
Safety compliance	600 V CAT III

[1] The measurement is based on AC injection method. The injected source signal is <100 mA, 1 kHz.
[2] Trigger level V AC: 10 mV, A AC: 10 A

Included Accessories

4-Wire Test Pin (set), BTL10 Basic Test Lead (set), TL175 TwistGuard™ Test Leads with Adapter, L300 Attachable LED Flashlight (2) (BT520 and BT521 only), BTL20 Intelligent Test Probe Set with Extender (no Temperature Sensor)(BT520 only), BTL21 Intelligent Test Probe Set with Extender and Temperature Sensor (BT521 only), i410 AC/DC Current Clamp (BT521 only), BP500 Lithium-ion Battery, BC500 AC Charger, Mini-USB Cable, Shoulder Strap, Belt Strap, Magnetic Hanging Strap, FlukeView® Battery Management Software, Soft Carrying Case, Spare Fuses (2), Battery Tags (BT520 and BT521 only).

Ordering Information

FLK-BT510	Basic Battery Analyser
FLK-BT520	Battery Analyser
FLK-BT521	Advanced Battery Analyser
FLK-BT520 ANG	Battery Analyser with Angled Probes
FLK-BT521 ANG	Battery Analyser with Angled Probes

Contact your local distributor for price and availability.

fluke.co/wtb

Electrical Testers

The Fluke line of electrical testers and voltage detectors are designed for use in every application and in nearly any environment. From non-contact voltage detectors and voltage testers with continuity detectors, to open-jaw current testers and open fork testers with FieldSense™ technology (for getting voltage and current measurements without test leads), these testers are accurate, safe and easy to use. You'll also find motor phase rotation testers and voltage meters that are safer than solenoid testers.

Fluke T5 Series Electrical Testers

Fluke T5-600 Fluke T5-1000

Fluke T5 Series Voltage, Continuity and Current Testers

The Fluke T5 Electrical Testers let you check voltage, continuity and current with one compact tool. OpenJaw™ current lets you check current up to 100 A – without breaking the circuit. Its tough test leads stow neatly in the back of the tester, making it easy to tote the T5 in your tool pouch. Detachable SlimReach™ test probes are customised for national electrical standards. The test leads accept optional accessories such as clips and specialty probes. Available in 600 V and 1000 V models.

- Excellent front-line troubleshooting and measurement tool
- Available in 600 V and 1000 V models
- Digital display
- OpenJaw™ current measurement
- Rotary switch selects volts, amps and ohms functions
- Heavy-duty test leads
- Two year warranty

Recommended Accessories
Fluke T5 Series

C37XT
Protective EVA Hard Tool Case
See page 176

TP1
Slim Reach Test Probes
See page 164

T5 KIT
Starter Kit
See page 167

T5-RLS
T5 Replacement Test Leads



Functions	T5-1000	T5-600	Accuracy
Measure AC/DC voltage	1000 V	600 V	1.5% ± 2 counts(AC) 1% ± 1 count(DC)
Measure AC current (average)	100 A	100 A	3% ± 3 counts
Measure continuity	< 25 Ω	< 25 Ω	
Measure resistance	1000 Ω	1000 Ω	±(1 % + 2 digits)
DC polarity indicator	Yes	Yes	
Detachable probe tips with optional probe tips styles	Yes	Yes	
Safety rating	1000 V Overvoltage CAT III	600 V Overvoltage CAT III	

*Voltage levels will vary depending on country of intended use.

Fluke VoltAlert™ Family

Fluke 1AC-II

Fluke LVD2

VoltAlert™ AC non-contact voltage testers from Fluke are easy to use – just place the tip to a terminal strip, outlet, or supply cord. When the tip glows red, you know there's voltage present.

Fluke now offers three models of non-contact voltage detectors, making sure you have the right tool for the job.

Two year warranty.

Functions	1AC-A1-II	LVD2
Voltage	90 V AC to 1000 V AC	90 V AC to 900 V AC
CAT Rating	CAT IV 1000 V	CAT IV 600 V
Voltage Detection	●	●
Batteries Included	●	●
On/Off Button	●	●
Voltbeat™	●	-
Audible/Silent	●	-
LED Flashlight	-	●

Included Accessories
Fluke T5-600 & T5-1000:
Detachable Probes and Instruction Sheet.

Ordering Information

FLUKE T5-600	Electrical Tester
FLUKE T5-1000	Electrical Tester
FLUKE 1AC-A1-II	VoltAlert™ Voltage Detector
FLUKE LVD2	Volt Light

Contact your local distributor for price and availability.

fluke.co/wtb

Fluke T6 Series Electrical Testers with FieldSense™

Fluke T6-1000 PRO Fluke T6-600

Measure voltage without test leads

Measure voltage up to 1000 V AC through the open fork, without test lead contact to live voltage.+ Without opening covers or removing wire nuts; on wires up to 4/0 (120 mm²), carrying as much as 200 A. It will change your job.

- FieldSense™ technology for AC voltage, current and frequency measurement without making electrical contact to live voltage+
- Simultaneous voltage and current display (T6-1000 PRO) – shows all power supply measurements at a glance for efficient troubleshooting
- T6-1000 PRO features Visual Continuity™ – the screen automatically lights up green for continuity, perfect when it's too loud to hear the beeper
- Works with wire up to AWG 4/0 (17.8 mm jaw opening)
- HOLD button temporarily freezes the reading for easy viewing
- Easy to read display with backlight
- Accepts optional Fluke TPAK Magnetic Meter Hanger for convenient operation
- Two year warranty

+Voltage measurement requires capacitive path to ground, provided through user in most applications. Ground connection via test lead may be required in some situations.

600V CAT III 1000 V CAT III 600 V CAT IV True RMS

The Full Package

The Fluke T6-1000 PRO Electrical Tester comes with a belt holster and black alligator clip as standard. Measure wires up to AWG 4/0 (120 mm²), carrying as much as 200 A and 1000 V AC, even with gloves on.

Specifications		T6-600	T6-1000 PRO		
Function	**Requires Test Leads**	**Range**	**Range**	**Resolution**	**Accuracy[1]**
FieldSense™ AC voltage	No	600 V	1000 V	1 V	±(3% + 3 counts)[2 3] 45 Hz - 66 Hz
FieldSense™ AC current	No	200.0 A	200.0 A	0.1 A	±(3% + 3 counts) 45 Hz - 66 Hz
FieldSense™ frequency (Hz)	No		45 Hz – 66 Hz	1 Hz	±(1% + 2 counts)[3]
Volts AC	Yes	600 V	1000 V	1 V	±(1.5% + 2 counts) 45 Hz - 66 Hz
Volts DC	Yes	600 V	1000 V	1 V	±(1% + 2 counts)
Resistance	Yes	2000 Ω	2000 Ω	1 Ω	±(1% + 2 counts)
	Yes		20.00 kΩ	0.01 kΩ	±(1% + 2 counts)
	Yes		100.0 kΩ	0.1 kΩ	±(1% + 2 counts)
Visual Continuity:		No	Yes	1 V	±(1% + 2 counts)
Audible Continuity		Yes	Yes		
Safety (measurement category)		600 V CAT III	1000 V CAT III 600 V CAT IV		
Accessories Included		No	Yes		

Accuracy[1]: ±([% of reading] + [number of least significant digits]). Accuracy is specified for 1 year after calibration, at 18°C to 28°C (64°F to 82°F) with relative humidity to 90%. AC conversions are ac-coupled, RMS responding.

Accuracy[2]: Add 3% without an external ground connection. External ground connection required for user wearing insulated gloves, standing on an insulated ladder and otherwise insulated from earth ground.

Accuracy[3]: FieldSense™ specified from 16V to 100% of range.

Recommended Accessories

HT6
Belt Holster
See page 176

T5-RLS
T5 Replacement Test Leads

PRV240FS
Proving Unit
See page 25

C37XT
Protective EVA Hard Tool Case
See page 176

FieldSense™ Enabled

Non-contact voltage measurement made possible with Fluke's FieldSense™ technology.

Get voltage measurements faster, easier and safer than ever. No direct electrical contact means less potential for electric shocks and arc flash.

Included Accessories

Attached Test Leads with removable 4 mm Probe Cap and User Documentation.

Ordering Information

T6-600	Electrical Tester
T6-1000 PRO	PRO Electrical Tester
T6-600/ 62MAX+/1AC	T6-600 Tester, 62MAX+ & 1AC-II Kit

Contact your local distributor for price and availability.

fluke.co/wtb

Fluke ST240+ RCD Socket Tester with Beeper

Fluke ST240+

Quickly check for common wiring faults and RCD operation

- Simple operation – Plug into a socket to quickly verify correct wiring or identify common wiring problems in both standard and RCD outlets with the bright, easy-to-see LED lights
- Know more faster with the handy chart - quickly identify one of six wiring conditions for the outlet
- Verify RCD outlets - with an integrated RCD test, you can feel secure knowing that your RCD equipped outlets are functioning properly
- Two year warranty

Fluke ST240+ Socket Tester with RCD

The Fluke ST240+ RCD Socket Tester checks that each wire in the outlet is properly connected to the building's electrical system. Via the bright LEDs and included chart, you can quickly and easily verify the wiring of an outlet. Being able to identify several common wiring errors, including reversed live and neutral wires and an Earth fault, the Fluke ST240+ will give you confidence on your next job.

Audible alert helps you work faster and safer

The Fluke ST240+ also gives you a unique audible alert anytime voltage is detected. Save time when trying to identify which circuit breaker is connected to which outlet. Just plug the socket tester in, walk to the circuit breaker panel, and listen for the beeper to turn off – or on – as you flip the breakers. Once it does, you've found the correct breaker. Time – and trips – saved.

When switched on, the integrated beeper can also alert you to hazardous voltage at the outlet, even if the wiring is incorrect. Working in an office, hospital or other location where you don't want to interrupt others? No problem – the beeper can be switched off.

One-button RCD tests

The included RCD test button on the Fluke ST240+ Socket Tester allows you to also test the operation of RCD outlets. With a single push, the ST240+ can verify the operation of your RCD equipped outlet. If the RCD trips as expected, perfect, you can move on. If not, it's time to take a closer look.

Fast visual identification of all 6 wiring conditions

The Fluke ST240+ has three bright, easy-to-see LED indictors. This lets you see one of six wiring scenarios at a glance:

- Correct installation
- Earth fault
- Neutral fault
- Live fault
- Live/Neutral reversed
- Live/Earth reversed

Recommended Accessories

1AC-II
VoltAlert™ AC Non-Contact Voltage Testers
See page 40

PRV240
Proving Unit
See page 25

Functions	ST240+
Rated Operating Voltage	230 V ac +/-10% at 4mA
Wattage	0.92 W typical
Frequency	50 Hz
Integrated, switchable beeper	Yes, 60 db
RCD Test	Yes
Indicator Lights	1 red, 2 green LEDs
Safety Rating	300 V CAT II

Included Accessories

Instruction Sheet

Ordering Information

ST240+/ ANZ	Socket Tester with LEDs, RCD Test Button, Beeper; ANZ Version

Contact your local distributor for price and availability.

fluke.co/wtb

Fluke T Series Voltage and Continuity Testers

Fluke T150 Fluke T130

Fluke T90 Fluke T110, T130, T150

Rugged, high-quality testers for fast test results the way you need them

Fluke's family of Two-Pole Voltage Testers are built with state-of-the art measurement and safety technology. These testers offer everything you expect from Fluke and a little bit more.

- Rugged, high-quality construction is built to last. This includes a heavy duty molded case, a thicker cord with wear indicator, sturdy battery case, and well fitting and durable probe protector.
- Fast test results the way you need them, with large, easy-to-use buttons, bright backlights, and clear audible and physical indicators designed for any work situation.
- Enhanced ergonomic design feels good in your hand, is easy to use (even with gloves on) and quick, secure probe docking.
- Compliant with regulation HSE GS 38 (tip caps) and IEC EN 61243-3: 2010
- Two year warranty

Fluke T110 Fluke T90

Recommended Accessories

C150
Soft Case
See page 175

H15 Holster
Continuity Tester Holster
See page 176

Features	T90	T110	T130	T150
Backlit LED indicator	●	●	●	●
Backlit LCD Digital Display	–	–	LCD	LCD
Continuity test – visual results	●	●	●	●
Continuity test – audible results	●	● with on/off	● with on/off	● with on/off
Vibratory indicator under load	–	● with on/off	● with on/off	● with on/off
Display Hold	–	–	●	●
Voltage Test	●	●	●	●
Indication of polarity	●	●	●	●
Resistance measurement	–	–	–	●
Switchable Load	–	●	●	●
Single pole test for phase detection	●	●	●	●
Rotary field indicator	–	●	●	●
Probe tip protection	●	●	●	●
Voltage display with discharged batteries	●	●	●	●
Electrical torch function		●	●	●
Wear indicator test lead wire	●	●	●	●

Specifications	T90	T110	T130	T150
Voltage AC/DC	12 V – 690 V		6 V – 690 V	
Continuity	0 – 400 kΩ			
Frequency	0 – 60 Hz	0 – 400 Hz		
Phase rotation	–	100 V – 690 V		
Resistance measurement	–			Up to 1999 Ω
Response time (LED ladders)	< 0.1 s			
200 kΩ input impedance	Current draw 3,5 mA @ 690 V, Current draw 1,15 mA @ 230 V			
7 kΩ input impedance (with load buttons pressed)	–	current draw 30 mA @ 230 V		
Safety rating	CAT II 690 V CAT III 600 V	CAT III 690 V CAT IV 600 V		
IP rating	IP54	IP64		
Battery type	Alkaline supplied. usable with 1.2 V NiCD or NiMH rechargeable batteries			
Size (HxWxD)	100 mm × 250 mm × 125 mm			
Weight	1.3 kg			

Included Accessories

Two AA Batteries and Instruction Sheet.

Ordering Information

FLUKE-T90 Voltage/Continuity Tester

FLUKE-T110 Voltage/Continuity Tester with Switchable Load

FLUKE-T130 Voltage/Continuity Tester with LCD Switchable Load

FLUKE-T150 Voltage/Continuity Tester with LCD, OHMS, Switchable Load

Contact your local distributor for price and availability.

fluke.co/wtb

Fluke 9040 and 9062 Phase Rotation Indicators

Take the guesswork out of phase/motor rotation measurements

Fluke 9040

Fluke 9062

Fluke 9040 Phase Rotation Indicator

The Fluke 9040 is effective for measuring phase rotation in all areas where three-phase supplies are used to feed motors, drives and electrical systems. The Fluke 9040 is a rotary field indicator and can provide clear indication of the 3 phase via an LCD display and the phase rotation direction to determine correct connections. It allows rapid determination of phase sequence and has a voltage (up to 700 V) and frequency range suitable for commercial and industrial applications. Test probes supplied with the instrument have a variable clamping range for safe contact, especially in industrial sockets.

- 3 phase indication
- Indication of phase rotation
- Clear LCD display
- No battery required
- Two year warranty

Fluke 9062 Motor and Phase Rotation Indicator

The unique Fluke 9062 provides rotary field and motor rotation indication with the benefits of contactless detection.

- 3 phase indication
- Indication of phase rotation
- Indication of motor rotation direction
- Contact free determination of the rotation direction of running motors
- Two year warranty

Made for commercial and industrial environments, the Fluke 9062 provides rapid indication of 3 phase rotation using test leads supplied or can be used to determine motor rotation on synchronous and asynchronous 3 phase motors. The contactless detection is ideal for use on motors where the shaft is not visible. Test probes supplied with the instrument have a variable clamping range for safe contact, especially in industrial sockets.

Specifications	9040	9062
Voltage range	40 – 700 V	Up to 400 V
Phase display	–	120 – 400 V AC
Frequency range	15 – 400 Hz	2–400 Hz
Operating time	Continuous	Continuous
Size (HxWxD)	124 mm × 61 mm × 27 mm	124 mm × 61 mm × 27 mm
Power supply	from unit under test	1 × 9 V
Weight	0.20 kg	0.15 kg

Recommended Accessories

TLK290
Flexible Socket Probe Set
See page 165

TLK291
Fused Test Probe Set
See page 165

C25
Meter Case
See page 175

Determine the presence of phase sequence of multiphase electrical supplies.

Determine the rotation of running motors by placing the instrument on the motor casing.

Check the correct rotation of motors prior to connection.

Included Accessories

Fluke 9040:
Alligator Clips – Black (3), Standard Test Probes – Black (3), Flexible Test Probes – Black (3),
User Manual.

Fluke 9062:
Alligator Clips – Black (3), Flexible Test Probes – Black (3), Test Leads – Black (3),
9V Battery, User Manual.

Ordering Information

FLUKE-9040 Phase Rotation Indicator

FLUKE-9062 Motor and Phase Rotation Indicator

Contact your local distributor for price and availability.

fluke.co/wtb

Fluke 2052 and 2062 Wire Tracer Kit

Fluke 2052

Fluke 2062

Fluke 2052 Advanced Wire Tracer Kit / Fluke 2062 Advanced Pro Wire Tracer Kit

The Fluke 2052 and 2062 Wire Tracer kit accurately and safely troubleshoots energised and de-energised wires in residential, commercial, and industrial environments up to CAT IV 600 V. This CAT rating offers the highest protection available on any wire tracer. It's designed to protect you from the most dangerous levels of transient overvoltage, spikes up to 8,000 V, that can occur in industrial and utility environments. This is especially important for scenarios you may encounter in environments like industrial plants, factories, and hospitals where critical equipment cannot be taken offline.

- Locate energised and de-energised wires quickly and accurately in walls, ceilings, and floors
- Find breaks or opens and shorts and identify breakers and fuses easily
- Patented Smart Sensor™ locates and displays energised wires on colour display (only applied to 2062 Advanced Pro Wire Tracer Kit)
- CAT IV 600 V safety rated
- Includes the i400 AC Current Clamp accessory for inducing a tracing signal on the cable when there is no access to bare conductors
- One Year Warranty

Specifications	2052R Receiver	2062R Receiver	2000T Transmitter
Measurement category	CAT IV 600 V	CAT IV 600 V	CAT IV 600 V
Operating voltage	600 V AC/DC	600 V AC/DC	600 V AC/DC
Operating frequency	Energised: 6.25 kHz De-Energised: 32.768 kHz		
Response time	Tip Sensor (Energised/ De-Energised): 500 ms NCV: 500 ms Battery monitoring: 5 s	Smart Sensor: 500 ms Tip Sensor (Energised/ De-Energised): 500 ms NCV: 500 ms Battery monitoring: 5 s	Line voltage monitoring: 1 s Battery voltage monitoring: 5 s
Range detection (open air)	-	**Smart Sensor Direction Indication Mode** ≤15 cm (6 in), 230 V AC, high mode, sensitivity level 2	**N/A**
	Tip Sensor: Energised Max distance via air: up to 6.1 m Pinpointing: approx. 5 cm		
	Tip Sensor: De-Energised Max distance via air: up to 4.5 m Pinpointing: approx. 5 cm		
	NCV (40 to 400 Hz) Max. sensitivity: 90 V up to 2 m Min. sensitivity: 600 V up to 1 cm		
Display size	LCD 63 mm	LCD 89 mm	LEDs
Display dimensions (W x H)	37 mm x 49 mm	70 mm x 52 mm	**N/A**
IP rating	IP 40		
Dimensions (L x W x H)	Approx. 183 x 75 x 43 mm	Approx. 277 x 112 x 65 mm	Approx. 183 x 93 x 50 mm
Weight	Approx. 0.27 kg	Approx. 0.544 kg	Approx. 0.57 kg

Included Accessories

Fluke 2052: i400 AC Current Clamp, Fluke 2000ACC Test Lead Accessory Kit, Premium Hard Carrying Case.

Fluke 2062: i400 AC Current Clamp, Fluke 2000ACC Test Lead Accessory Kit, Premium Hard Carrying Case, Smart Strap Magnetic Hanger.

Ordering Information

Fluke-2052	Advanced Wire Tracer Kit W/Hard Carrying Case
Fluke-2062	Advanced Pro Wire Tracer Kit W/Hard Carrying Case
Fluke-2000ACC	Test Lead Accessory Kit

Contact your local distributor for price and availability.

fluke.co/wtb

Infrared Thermometers

Don't get burned by a motor, or have hot and cold air blowing in your face from your HVAC system or blowers while taking measurements. You can trust in Fluke Infrared Thermometers to get accurate temperature readings from a safe distance.

Infrared Thermometer Selection Guide

	Fluke 62 MAX	Fluke 62 MAX+	Fluke 64 MAX	Fluke 561	Fluke 566	Fluke 568/568Ex	Fluke 572-2	Fluke VT06	Fluke VT08
Temperature range	-30 to 500°C	-30 to 650°C	-30 to 600°C	-40 to 550°C	-40 to 650°C	-40 to 800°C	-30 to 900°C	-20 to 400°C	-20 to 400°C
Distance to spot	10:1	12:1	20:1	12:1	30:1	50:1	60:1		
Thermometer display	Digital Infrared	Digital Infrared	Digital Infrared	Digital Infrared	Digital Infrared	Digital Infrared	Digital Infrared	Visual Infrared	Visual Infrared
Accuracy	1.5%	1.0%	1.0%	1.0%	1.0%	1.0%	1.0%	±2°C or 2% @ 23°C ±5°C	±2°C or 2% @ 23°C ±5°C
Response time	<500 mSec	<300 mSec	<500 mSec	<500 mSec	<500 mSec	<500 mSec	<500 mSec		
Recommended distance to spot	Up to 2 m	Up to 2 m	Up to 2 m	Up to 2.5 m	Up to 4.5 m	Up to 7.5 m	Up to 9 m		
Adjustable emissivity	•	•	•	•	•	•	•	•	•
MIN/MAX readings	•	•	•	•	•	•	•	•	•
AVG readings	•	•	•		•	•	•		
DIF readings	•	•	•	•	•	•	•		
Backlit LCD	•	•	•	•	•	•	•		
Audible Hi/Lo alarm			•		•	•	•		
Visible Hi/Lo alarm			•		•	•	•	•	•
Includes contact probe				•	•	•	•		
Probe input (types)				Thermocouple K	Thermocouple K	Thermocouple K	Thermocouple K		
Data logging (number of measurements)			99 points		20 points	99 points	99 points	>50,000 images	>50,000 images
PC interface						USB	USB 2.0	USB Type C	USB Type C
Software compatible						•	•	•	•

Recommended Applications

Plant/Facilities Maintenance

Preventive and Predictive Maintenance
Energy Eudits
Vehicle and Fleet Maintenance Programs
Faulty Electrical/Circuit Connections
Petrochemical/Hazardous Locations
Motors, Pumps and Bearings

Heating/Ventilation/Air Conditioning/Refrigeration

Leaky Ductwork
Thermostats
Temperature Balancing
Steam Distribution Systems
Compressor Lines

Manufacturing Processes

Molding Temperature Measurement
Printing, Paper and Converting
Thermoforming Plastics
Electronics Paint Curing/Drying
Food Chemical and Pharmaceutical

Safety and protection

Fire Localisation
Hazardous Materials
Faulty Ballasts
Search and Rescue
Smoldering Embers
Equipment Maintenance

Fluke VT06 and VT08 Visual Infrared Thermometers

Fluke VT06

Fluke VT08

Detect Issues Instantly and Accurately

Fluke Visual Infrared Thermometers combine the convenience of a spot thermometer with the visual advantage of an infrared camera creating a brand-new tool category. Compact and intuitive, the Fluke VT06 and VT08 Visual Infrared Thermometers blend a visual image with a heat map overlay, to help quickly identify the location of issues.

- **Built-in digital camera:** Every Fluke Visual Infrared thermometer has a built-in digital camera
- **Temperature alarms and automated monitoring features:** Identify intermittent problems by monitoring equipment over time or get alerts when a temperature is outside the expected range
- Easy blending of visual image with infrared heat map in real time (VT08)
- Maintain a frame of reference by placing an infrared window within the visual image to highlight the point of interest with Picture in Picture (PIP) mode (VT08)
- Quickly locate the target to be tested with the built-in laser pointer
- **No training required:** Fully automatic with built-in intelligence
- **True pocket size design:** Forty percent smaller than entry-level infrared cameras
- Rugged design with IP65 ingress protection and drop tested to 2 metres
- One year warranty

Key features	VT06	VT08
IR Resolution	120 × 90	
Thermal Sensitivity/NETD	<60 mK	
Field of view (H × V)	50° × 37.5°	
Focusing System	Focus free	
Image Mode	IR	IR, visible image, PIP
Colour Palettes	Ironbow, Blue-Red, High-Contrast, Amber, Hot Metal, Grayscale	
Internal storage	14 GB (>50 000 images)	
File format	JPEG compression format (.jpg)	
PIP mode	No	Yes
Temperature Range	-20°C to 400°C (not specified below -10°C)	
Temperature Accuracy	±2°C or 2% @ 23°C ±5°C, whichever is greater	
Auto high/low temperature capture, center point temperature	Yes	
Alarm	Maximum/minimum temperature alarm in full screen	
Visible lens	No	Yes
Flashlight	No	Yes
PC analyse software	Yes	
Battery Type	Rechargeable Li-ion battery, unremovable	
Battery operation time	≥8 hrs	≥5 hrs
Display	2.4-inch (6.096 cm) LCD	

Recommended Accessories

IKST7
Fluke Insulated Hand Tools Starter Kit
See page 194



Included Accessories

Wrist Strap, Getting Started Manual, Charger + Adapter, USB Type-C Data Cable, Warranty Card, Certificate of Conformity.

Ordering Information

FLK-VT06	Visual Infrared Thermometer
FLK-VT08	Visual Infrared Thermometer

Contact your local distributor for price and availability.

fluke.co/wtb

Fluke 560 and 570 Series Infrared Thermometers

Fluke 568

Fluke 561

Fluke 561, 566 and 568 Infrared and Contact Thermometers

With a straight-forward user interface and soft-key menus, the Fluke 561, 566 and 568 make even complex measurements easy. With just a few pushes of a button you can easily adjust emissivity, start data logging, or turn on and off alarms. With a rugged, easy-to-use design, the Fluke 561, 566 and 568 can stand up to tough industrial, electrical, and mechanical environments.

- Confidently measure more surfaces, with adjustable emissivity and built-in materials table
- Log and download measurements for reporting (568)
- Audible and visual alarms
- Min/Max/Dif functions
- Includes KTC bead probe and compatible with any k-type thermocouple
- Two year warranty

Specifications	561	566	568/568 Ex
Infrared temperature range	-40°C to 535°C	-40°C to 650°C	-40°C to 800°C
Accuracy	Greater of ±1% or ±1°C		
Distance to Spot (D:S)	12:1	30:1	50:1
Sighting	Laser point		
Typical distance to target	Up to 2.5 m	Up to 4.5 m	Up to 7.5 m
Contact temperature range	-40°C to 550°C	-270°C to 1372°C	
Number of on-board memory locations	—	20	99
PC download and software	—	—	FlukeView® Forms
Material type adjustment (emissivity)	Hi/Med/Lo	Material table or 0.1 to 1.00 by 0.01	
High and low alarms	—	High and low alarms	

Fluke 572-2

Fluke 572-2 High Temperature Infrared Thermometer

The Fluke 572-2 Infrared Thermometer is the one product you can use in high temperature industrial environments all around the world. This is the best choice for when you need accurate results for high temperature readings from a long distance.

- Measure -30°C to 900°C
- 60:1 distance to spot ratio with dual laser sighting for fast, accurate targeting
- Last reading Hold (20 seconds)
- High and low temperature alarm
- Data storage and review (99 data sets)
- Compatible with standard mini-connector K-type thermocouples, including ones you already own
- Current Temperature plus MAX, MIN, DIF, AVG displays
- Adjustable emissivity and predefined emissivity table
- FlukeView® Forms documenting software
- Two year warranty

Specifications	572-2
Infrared temperature range	-30°C to 900°C
Infrared accuracy (calibration geometry with ambient temperature 23°C ±2°C)	≥0°C: ±1°C or ±1% of the reading, whichever is greater ≥-10°C to <0°C: ±2°C <-10°C: ±3°C
Distance:Spot	60:1
Laser sighting	Offset dual laser, output <1 mW
Hi/Low alarms	Audible and two-colour visual
Min/Max/Avg/Dif	Yes
Data storage	99 points
K-type thermocouple input temperature range	-270°C to 1372°C
K-type thermocouple input accuracy (with ambient temperature 23°C ±2°C)	< -40°C: ±(1°C + 0.2°/1°C) ≥ -40°C: ±1% or 1°C, whichever is greater

Speciality Model

Fluke 568Ex Intrinsically Safe Infrared Thermometer

- Measure -40°C to 800°C
- 50:1 distance to spot ratio with dual laser sighting for fast, accurate targeting
- Display resolution 0.1°C of reading
- Adjustable emissivity and predefined emissivity table
- Safety Certification ATEX/ IECEx for Class 1, Div 1, Div 2, Zone 1 and 2 hazardous environments

Recommended Accessories

80PK-22
SureGrip™ Immersion Probe
See page 169

80PK-27
SureGrip™ Surface Temperature Probe
See page 169

80PK-8
Pipe Clamp Probe
See page 169

80PK-11
Pipe Clamp Probe
See page 169

80PK-18
Pipe Clamp Probe Kit
See page 169

C1600
Gear Tool Box
See page 176

Included Accessories

560 Series: Thermocouple K-type Velcro Pipe Probe (561 only), K-type Thermocouple Bead Probe (566 & 568 only), FlukeView® Forms Software (568 only), USB Cable (568 only), Hard Carrying Case, Two AA Batteries and User Manual with Measurement Guide.

572-2: K-type Thermocouple Bead Probe, USB 2.0 Computer Interface Cable, FlukeView® Forms Documenting Software, Hard Carrying Case, Getting Started Guide and User Manual (CD).

Ordering Information

FLK-572-2	IR Thermometer
FLUKE-561	HVACPro Infrared Thermometer
FLUKE-566	IR Thermometer
FLUKE-568	IR Thermometer
FLUKE-568 Ex	Intrinsically Safe IR Thermometer

Fluke 60 Series Infrared Thermometers

Fluke 64 MAX

Fluke 62 MAX

Fluke 62 MAX, 62 MAX+ and 64 MAX IR Thermometers

The Fluke 62 MAX, 62 MAX+ and new 64 MAX IR Thermometers have the precision you need to do your job accurately and will not break the budget. Designed and tested to survive a 3 metre drop, you can count on these lightweight, compact infrared thermometers to work when you need them to work–even in the harshest environments and when you're not able to be there.

- Precise laser technology for more accurate and repeatable measurements
- Temperature accuracy of up to ≥ 0°C: ±1°C or ±1% of reading whichever is greater with 20:1 distance to spot ratio (64 MAX)
- Flashlight (64 MAX) and large, easy-to-read backlit LCD display for easy viewing even in dark environment
- IP54 rated for extra protection against airborne contaminants
- Get your tool to work when you can't—set time and desired interval between measurements and Auto Capture will capture spot temperatures unattended (64 MAX)
- 99 data point logging (64 MAX)
- Displays the minimum, maximum or average temperature, or the difference between two measurements
- Hi and Lo alarms for rapid display of measurements outside set limits
- Dual rotating lasers to help you identify area to be measured (62 MAX+)
- Small and lightweight, fits easily into your tool box
- Three year warranty

Specifications	62 MAX	62 MAX+	64 MAX
Temperature range	-30°C to 500°C	-30°C to 650°C	- 30°C to 600°C
Accuracy	±1.5°C or ±1.5% of reading, whichever is greater -10°C to 0°C: ±2.0 -30°C to -10°C: ±3.0	±1.0°C or ±1.0% of reading, whichever is greater -10°C to 0°C: ±2.0 -30°C to -10°C: ±3.0	±1.0°C or ±1.0% of reading, whichever is greater -10°C to 0°C: ±2.0 -30°C to -10°C: ±3.0
Emissivity	0.10 to 1.00		
Optical resolution	10:1 (calculated at 90% energy)	12:1 (calculated at 90% energy)	20:1 (calculated at 90% energy)
Compliance	EN/IEC 61010-1: 2001		
Laser safety	FDA and EN 60825-1 Class II		

Recommended Accessories

TI-TRIPOD
Tripod Mounting
Accessory for 64 MAX

Recommended Kits

Bundle & Save

Fluke 116/62 MAX+ Technician's Combo Kit

For more details see page 189

Fluke T6-600/62 MAX+/1AC-II Infrared Thermometer and Electrical Tester Kit

For more details see page 191

Fluke 417D/62MAX+ Laser Distance Meter/Infrared Thermometer Combo Kit

For more details see page 192

Fluke 62MAX+/323/1AC Combo Kit

For more details see page 192

Included Accessories

Fluke 64 MAX, 62 MAX and 62 MAX+: Two AA Batteries and Instruction Sheet.

Ordering Information

FLUKE-64 MAX	Single Laser IR Thermometer, 10:1 Spot
FLUKE-62 MAX+	Dual Laser IR Thermometer, 12:1 Spot
FLUKE 62 MAX+/323/1AC	IR Thermometer Clamp Meter and Voltage Detector Kit
FLUKE-64 MAX	IR Thermometer
FLUKE-T6-600/ 62MAX+/1AC	T6-600 Tester, 62MAX+ & 1AC-II Combo Kit
1587KIT/62 MAX+	2-in-1 ADV Elec Kit with 62MAX+ i400 AC Current Clamp

Contact your local distributor for price and availability.

fluke.co/wtb

Fluke 50 Series II Thermometers

Lab accuracy in a field thermometer

Fluke 54 II B

Fluke 53 II B

The Fluke 50 Series II Contact Thermometers offer fast response and laboratory accuracy in a rugged handheld test tool.

- Laboratory accuracy: ±(0.05% + 0.3°C)
- Large backlit dual display
- Min/Max/Avg
- Electronic offset function maximises overall accuracy
- Supports a wide range of thermocouple types
- Temperatures displayed in°C,°F, or Kelvin (K)
- Three year warranty

Powerful data logging capabilities

The Fluke 53 II B and 54 II B can log up to 500 points of data to internal memory.

- User-adjustable recording intervals
- Real-time clock captures the exact event time
- Recall function lets logged data be easily reviewed
- Download data to optional FlukeView® PC software

Fluke 51 II

Fluke 52 II

Recommended Accessories

Fluke 80PK-25
SureGrip™ Piercing Temperature Probe
See page 169

Fluke 80PK-27
SureGrip™ Industrial Surface Temperature Probe
See page 169

Fluke 80PK-10
Pipe Clamp Temperature Probe
See page 169

Specifications	51 II	52 II	53 II B	54 II B
Thermocouple types	J,K,T,E	J,K,T,E	J,K,T,E,N,R,S	J,K,T,E,N,R,S
Number of inputs	Single	Dual	Single	Dual
Time stamp	Relative Time	Relative Time	Time of Day	Time of Day
Splash/Dust resistant	●	●	●	●
Dual display with backlight	●	●	●	●
Min/Max/Avg recording	●	●	●	●
(T_1-T_2) True differential	–	●	–	●
Data logging up to 500 points	–	–	●	●
IR data port for interface to PC	–	–	●	●
Compatible with FlukeView® Software	–	–	●	●
Battery life	1000 hours typical, AA			
Size (HxWxD)	173 mm × 86 mm × 38 mm			
Weight	0.4 kg			

Temperature range and accuracy	
J-type Thermocouples	-210°C to 1200°C
K-type Thermocouples	-200°C to 1372°C
T-type Thermocouples	-250°C to 400°C
E-type Thermocouples	-150°C to 1000°C
N-type** Thermocouples	-200°C to 1300°C
R** and S-type** Thermocouples	0°C to 1767°C
Temperature accuracy above –100°C:	
J, K, T, E, and N-type**	±[0.05% + 0.3°C]
R** and S-type**	±[0.05% + 0.4°C]
Temperature accuracy below –100°C:	
J, K, E, and N-types	±[0.20% + 0.3°C]
T-type	±[0.50% + 0.3°C]

Included Accessories

Fluke 50 Series Thermometers: Impact Absorbing Holster, Two Bead Probe Thermocouples 80PK-1 (54 and 52 only), One Bead Probe Thermocouple, 80PK-1 (51 and 53 only).

Fluke FoodPro (FP): AA Battery and Quick Start Guide.

Ordering Information

FLUKE 51 II	Single Input Digital Thermometer
FLUKE 52 II	Dual Input Digital Thermometer
FLUKE 53 II B	Single Input Digital Thermometer with Data Logging
FLUKE 54 II B	Dual Input Digital Thermometer with Data Logging
FLUKE FP	FoodPro™ Food Safety Thermometer

Contact your local distributor for price and availability.

fluke.co/wtb

Industrial Imaging

Thermal Imaging, Borescopes and Industrial Diagnostics expedite inspections and make crucial maintenance decisions with the latest advancements in technology. The Fluke range of Thermal Imaging Cameras offer the highest resolution necessary to identify areas of concern for non-invasive preventive maintenance inspections. High-definition diagnostic borescopes offer an industrial-tough solution for inspecting machinery with difficult to reach spaces; whilst Fluke Sonic Industrial Imagers provide leading edge technology taking ultrasonic leak detection to a new level of efficiency and accuracy.

Infrared Camera Selection Guide

	TC01A/ TC01B/ TC01C	PTi120	TiS20+ MAX	TiS55+	TiS60+	TiS75+	Ti300+	Ti300U	Ti401 PRO	Ti401U	Ti480 PRO	Ti480U	TiX501	TiX580	TiX875	TiX885	TiX1060
Key Features																	
Infrared Resolution	256 × 192 (49,152 pixels)	120 × 90 (10,800 pixels)		256 × 192 (49,152 pixels)	320 × 240 (76,800 pixels)	384 × 288 (110,592 pixels)	320 × 240 (76,800 pixels)	384 x 288 (110,592 pixels)	640 × 480 (307,200 pixels)								1024 × 768 (786,432 pixels)
SuperResolution	-											Yes, in software	-	Yes, in software	-	Yes, in software	Yes, in software
Temperature Range	-10° C to 550° C (TC01A) -20° C to 550° C (TC01B/ TC01C)	-20° C to 400° C		-20° C to 550° C	-20° C to 400° C	-20° C to 550° C	-20° C to 650° C		-20° C to 650° C	-20° C to 650° C	-20° C to 1000° C	-20 °C to 1,200 °C	-20 °C to 650 °C	-20 °C to 1,000 °C	-40 °C to 700 °C	-40 °C to 1200 °C	-40 °C to 2000 °C
IFOV with Standard Lens (spatial resolution)	3.81 mRad	7.6 mRad, D:S 130:1		1.91 mRad	1.86 mRad, D:S 532:1	1.91 mRad	1.85 mRad, D:S 532:1	1.14 mRad	0.93 mRad, D:S 1065:1	0.68 mRad	0.93 mRad, D:S 1065:1	0.68 mRad	0.93 mRad		0.68 mRad		0.43 mRad
Thermal Sensitivity	50 mK	60mK		40mK	45mK	40mK	75mK		75mK		50mK		50mK		30mK	25mK	30mK
Field of View	56° H × 42° V	50° H × 38° V		28° H × 20° V	34.1° H × 25.6° V	42° H × 30° V	34° H × 24° V	25° H × 19° V	34° H × 24° V	25° H × 19° V	34° H × 24° V	25° H × 19° V	34° H × 24° V		25° H × 19° V		
Minimum Focus Distance	25 cm	50 cm		50 cm	46 cm	50 cm	15 cm	10 cm	15 cm	25 cm	15 cm	25 cm	15 cm	15 cm	20 cm		50 cm
Global Positioning Data		-														Yes, included in image when outdoors	
Video Recording & Formats		No				Yes	No	Yes	No	No	Yes	Yes	Yes				
Focusing Technology	-	Fixed Focus		Advanced Manual Focus	Fixed Focus	Advanced Manual Focus	LaserSharp™ Auto Focus	Ultrafocus & Advanced Manual Focus	LaserSharp™ Auto Focus	Ultrafocus & Advanced Manual Focus	LaserSharp™ Auto Focus	Ultrafocus & Advanced Manual Focus	LaserSharp™ & Advanced Manual Focus		Automatic & Advanced Manual Focus		
Laser Distance Meter	-	-					Yes, calculates distance to the target for precisely focused images and displays distance on screen										
Wireless Connectivity		Yes, to PC, iPhone™ and iPad™ (iOS 4s and later), Android™ 4.3 and up, and WiFi to LAN (where available)													Bluetooth		
Software	iSee App	Fluke Connect® & SmartView® Classic						SmartView® IR & Fluke Connect® Express	Fluke Connect® & SmartView® Classic	SmartView® IR & Fluke Connect® Express	Fluke Connect® & SmartView® Classic	SmartView® IR & Fluke Connect® Express	Fluke Connect® & SmartView® Classic		SmartView® IR & Fluke Connect® Express		
IR-Fusion Technology		AutoBlend continuous 0% to 100%. Adds the context of the visible details to your infrared image															
Image Frame Rate	25Hz	9Hz	9Hz	27Hz	9/30Hz	27Hz	9/60Hz	30Hz	9/60Hz	30Hz	9/60Hz	30Hz	9/60Hz		30Hz		13Hz
Digital Zoom	-						-	1-4x	-	1-10x	2x & 4x	1-10x	1-8x		1-25x	1-35x	1-35x
Battery Life	-	≥ 2 hours continuous (without WiFi)	≥ 5 hours continuous (without WiFi)	3.5 hours continuous (without Wifi)	4 hours continuous use per battery pack	3.5 hours continuous (without Wifi)	2-3 hours continuous use per battery pack								≥ 3.5 hours continuous (without Wifi)		
Warranty	Two years (standard)																

Industrial Imaging

FLUKE®



FLUKE THERMAL IMAGING SOFTWARE

Fluke Connect® Desktop

Fluke Connect® Desktop is a Windows cloud based program that allows you to seamlessly access thermal images from any compatible Fluke Thermal Camera using automatic cloud storage, instantly share images with your team, and combine your thermal images with data from over 80 Fluke Connect® enabled tools including digital multimeters, sensors and more.

Fluke Connect® Desktop enables you to create professional inspection reports in minutes using pre-built or custom templates while efficiently capturing full radiometric data to support preventive and predictive maintenance programs.

Use Fluke Connect® Desktop to easily edit and optimise thermal images to visualise equipment status, combine infrared (IR) and visible images with picture-in-picture mode and image blending for contextual analysis, and organise images by asset, severity and title so they can be easily searched. Fluke Connect® Desktop also enables you to update your device's firmware.



SmartView® Classic

SmartView® Classic is a standalone Windows based program that is an alternative to the Fluke Connect® Desktop software for a select group of Fluke Thermal Cameras.

Use SmartView® Classic to easily edit and optimise images to visualise equipment status, combine infrared and visible images with picture-in-picture mode and image blending for contextual analysis, and organise images by asset, severity and title so they can be easily searched.

SmartView® Classic also enables you to easily create detailed reports in minutes using pre-built or custom templates, access thermal images on any device, and seamlessly share them using the desktop application.

You can also update your device's firmware using the SmartView® Classic software.

SmartView IR®

SmartView IR® is a standalone Windows based program designed for a select group of Fluke Thermal Cameras.

Use SmartView IR® to easily edit and optimise images to visualise equipment status, combine infrared and visible images with picture-in-picture mode and image blending for contextual analysis, and organise images by asset, severity and title so they can be easily searched.

SmartView IR® also enables you to easily create detailed reports in minutes using pre-built or custom templates, access thermal images on any device, and seamlessly share them using the desktop application.

Fluke Connect® Express

Fluke Connect® Express is a professional software that supports various Fluke thermal cameras. The user-friendly interface with rich analytical functions delivers seamless workflow from thermal image analysis to report generation.

Fluke Connect™ Express offers key features such as compatibility with various Fluke thermal cameras (e.g., Ti Ultra, TiX800, TiX1000 series) and support for multiple IR file formats like .jpeg, .is2, .is3, and .is5. It features an intuitive interface, robust analysis tools including temperature trend plots, flexible report editing with customizable templates, and automatic archiving for efficient file management.

Software Compatibility Guide

Fluke Software	TC01A/ TC01B/ TC01C	PTi120	Ti20+Max	TiS55+/ TiS60+/ TiS75+	Ti300+/ Ti401 PRO/ Ti480 PRO	Ti300U/ Ti401 U/ Ti480 U	TiX501/ TiX580	TiX875/ TiX885	TiX1060	RSE30/ RSE60
Fluke Connect®		•	•	•	•		•			
Fluke Connect® Express						•		•	•	
SmartView Classic		•	•	•	•		•			
SmartView IR®						•		•	•	
SmartView R&D										•
iSee App	•									

Fluke iSee™ Mobile Thermal Camera
TC01A/TC01B/ TC01C NEW (Android/iOS)

Fluke TC01A

Fluke TC01B

Fluke TC01C
NEW

Fluke's First Mobile Thermal Camera for Android/iOS

With the Fluke iSee™ Mobile Thermal Camera – TC01A/TC01B/ TC01C, temperature can be measured faster than ever, and thermal imaging inspections can be carried out anytime and anywhere using your smartphone. Fluke iSee cameras are commonly used in electrical and mechanical system troubleshooting, HVAC inspections, and field observations to reveal the invisible world of temperature.

- 256 x 192 pixels, detailed image quality
- -10 °C ~ 550 °C range, covering a wide range of applications (TC01A)
- -20 °C ~ 550 °C range, covering a wide range of applications (TC01B/ TC01C)
- 25Hz frame rate, smooth video without lag
- Real-time high and low temperature capture, without missing any details
- Adjustable emissivity to cope with different materials
- Real-time image and video sharing and management, fast and efficient communication
- Compact and lightweight 22g design suitable for use with your smartphone
- Optimised Fluke iSee™ mobile application interface and menus are designed so all functions can be easily accessed for a professional operation experience
- Powered by smartphone battery, no charging required
- Two Year Warranty

Functions	Fluke TC01A	Fluke TC01B	Fluke TC01C
IR resolution	256 x 192		
Pixel size	12 µm		
Temperature range	-10 °C to 150 °C, 100 °C to 550 °C	-20 °C to 150 °C, 100 °C to 550 °C	-20 °C to 150 °C, 100 °C to 550 °C
Temperature accuracy	± 2% of rdg or ± 2 °C, whichever is greater (@ 23 °C ± 5 °C ambient temperature)		
Temperature measurement distance	0.25 m to 5 m		
Frame rate	25 Hz		
Focal length	Fixed focal length: 3.2 mm		
Thermal sensitivity (NETD)	50 mK		
Field of view (H x V)	56° x 42°		
Spatial resolution	3.81 mrad		
USB Interface	Type-C	Lightning	USB-C
Drop test	1m		
Software	iSee APP (Andriod)	iSee APP (iOS)	iSee APP (iOS)

Fluke iSee™ Mobile Thermal Camera APP - TC01A/ TC01B/TC01C

Use the Fluke iSee™ APP for Android/iOS to measure temperature and capture images/videos direclty from your smartphone.

* The Fluke iSee™ APP supports both iOS and Android 6.0 / HarmonyOS 2.0 or later and requires smartphones with OTG function enabled.

Download on the App Store
GET IT ON Google Play

iSee APP (Andriod/iOS)

The Fluke iSee™ APP for smartphone devices (Android & iOS) is specifically designed for use with Fluke iSee™ Mobile Thermal Cameras including the Fluke TC01A /TC01B/ TC01C. The Fluke iSee™ APP enables you to measure temperature without contact and capture, edit and share infrared images and videos using Fluke iSee™ Mobile Thermal Camera devices.

The Fluke iSee™ APP also allows you to customise thermal colour palettes, analyse temperature for a spot, line or areas, set temperature alarms, and perform auto time-lapse thermal photography.

Ordering Information

FLUKE-TC01A	Thermal Camera, FU4, 256x192, 25Hz, For Android
FLUKE-TC01B	Thermal Camera, FU4, 256x192, 25Hz, lightning For iOS
FLUKE-TC01C	Thermal Camera, FU4, 256x192, 25Hz, For iOS with USB-C connector

Contact your local distributor for price and availability.

fluke.co/wtb

Fluke Pocket Infrared Camera
PTi120

Fluke PTi120

Infrared troubleshooting power you need, right in your pocket

A fully radiometric thermal imager with a 3.5" LCD touchscreen that offers IR-Fusion™ to blend a visible light image with an infrared image to easily locate problems. The PTi120 has built in WiFi that allows you to connect your camera to the Fluke Connect® App and share images remotely with your team. Compact and easy to use, the Fluke PTi120 should be your first line of defense with maintenance work.

- 120 × 90 infrared resolution (10,800 pixels)
- -20°C to 400°C temperature measurement range
- 3.5" (8.89 cm) LCD touchscreen display with intuitive interface for easy troubleshooting
- 1 metre drop tested
- IP54 enclosure rating
- Touchscreen IR-Fusion blends a visible light image with an infrared image, simply slide your finger across the screen to adjust
- Two year warranty

Key features	PTi120
IFOV (Spatial Resolution)	7.6 mRad
Infrared Resolution	120 × 90
Field of View	50° H × 38° V
Frame Rate	9 Hz
Distance to Spot	130:1
Temperature Measurement Range (not calibrated below -10°C)	-20°C to **400°C**
Thermal Sensitivity	60 mK
Focus system	Fixed focus, minimum focus distance 22.8 cm
Centre-point temperature	Yes
Spot temperature	Hot and cold spot markers
Battery	≥2 hours (without WiFi), can be charged via USB cable
Torch	Yes
Fluke Connect® Instant Upload	Yes, connect your camera to your building's WiFi network, and images taken automatically upload to the Fluke Connect® mobile App for storage and viewing on your PC.

Get the FREE Fluke Connect® App!

By using the Fluke Connect® App, you can efficiently and safely capture, store and share maintenance data without leaving the field. You can securely connect and collaborate with others, so they can see what you see.

Download on the App Store

GET IT ON Google Play

Included Accessories

Soft Case, Lanyard and USB cable.

Ordering Information

FLK-PTi120 9Hz	Fluke Pocket Infrared Camera

Contact your local distributor for price and availability.

fluke.co/wtb

Fluke Performance Series Infrared Cameras
TiS20+ MAX, TiS55+, TiS60+ and TiS75+

Fluke TiS55+

Fluke TiS75+

Easy-to-use frontline troubleshooting

Easily see potential problems with blended IR and visual images, on a large 3.5 inch LCD display. Fluke Performance Series Infrared Cameras are one-handed pistol grip models that make on-site thermal inspections quicker and easier.

Manual Focus

Focus is one of the most critical aspects of a thermal image because it cannot be altered with software. Both manual and fixed focus options are available on the latest TiS55+ and TiS75+ infrared cameras, leveraging the advantages of both optical systems and making this ideal for both seasoned thermographers and users new to thermography.

- Measure up to 550°C (TiS55+ and TiS75+) to handle all applications
- Manual and fixed focus (TiS55+ and TiS75+)
- IS3 and AVI video recording (TiS75+ only)
- Dew point calculation (TiS75+ only)
- Digitally document critical information with your infrared image using IR-PhotoNotes™ or voice annotation with TiS55+, TiS60+ and TiS75+
- Make decisions in real time—wirelessly sync images from your camera, create and email reports all with your smart phone and the Fluke Connect® App
- Monitor battery charge and avoid unexpected loss of power with the smart battery with LED charge indicator
- Two year warranty

Key features	TiS20+ MAX	TiS55+	TiS60+	TiS75+
Infrared Resolution	120 × 90 (10,800 pixels)	256 × 192 (49,152 pixels)	320 × 240 (76,800 pixels)	384 × 288 (110,592 pixels)
IFOV (Spatial Resolution)	7.6 mRad	1.91 mRad	1.86 mRad	1.91 mRad
Field of View	50° H × 38° V	28° H × 20° V	34.1° H × 25.6° V	42° H × 30° V
Thermal Sensitivity (NETD)**	60 mK	40 mK	45 mK	40 mK
Temperature Measurement Range	-20°C to 400°C	-20°C to 550°C	-20°C to 400°C	-20°C to 550°C
Focus Systems	Fixed focus	Manual focus and 1 metre focus marker	Fixed focus	Manual focus and 1 metre focus marker
IR-Fusion AutoBlend Continuous 0% to 100%.	Yes	Yes, including Picture in Picture (PIP)		
Display	3.5 inch (landscape) 320 × 240 LCD touch screen	3.5 inch (landscape) 640 × 480 LCD touch screen	3.5 inch (landscape) 320 × 240 LCD	3.5 inch (landscape) 640 × 480 LCD touchscreen
Colour Alarms	-	Yes[1]	Yes[1]	Yes[1]
IR PhotoNotes and Voice Annotations	-	Yes[1]	Yes[1]	Yes[1]
Software				

[1] Refer to product datasheet for more details.

Recommended Accessories

FLK-TI-TRIPOD3
Tripod Mounting Accessory
See page 161

FLK-TI-SBP3
Additional Smart Battery
See page 161

FLK-TI-SBC3B
Smart Battery Charger
See page 161

TI-CAR CHARGER
Car Charger
See page 161

FLK-TI-BLUETOOTH
Bluetooth Headset

CV400
ClirVu® Infrared Window
See page 64

Combine with a Fluke ClirVu® Infrared Window to conduct thermal inspections without having to open the electrical panel.

Included Accessories

Infrared camera: AC Power Supply, Lithium-ion Smart Battery, USB Cable and Soft Transport Bag.

Fluke TiS55+ also includes 4GB Micro-SD-Card, Hand Carrying Case and adjustable Hand Strap.

Fluke TiS60+ & TiS75+ also includes 4GB Micro-SD-Card, Two-bay Smart Battery Charger, Two Lithium-ion Smart Batteries, Hand Carrying Case and adjustable Hand Strap.

Ordering Information

FLK-TIS20+ MAX	Infrared Camera
FLK-TIS55+ 27Hz	Infrared Camera
FLK-TIS60+ 9Hz	Infrared Camera
FLK-TIS60+ 30Hz	Infrared Camera
FLK-TIS75+ 27Hz	Infrared Camera

Fluke Professional Series Infrared Cameras

Ti300+, Ti401 PRO and Ti480 PRO

Fluke Ti480 PRO

Fluke Ti401 PRO

Get clear, accurate focus on objects near and far with MultiSharp™ focus[1], or focus with laser speed and accuracy on your designated target with LaserSharp® Auto Focus. Easily navigate the menu and view images on a 3.5 inch, 640 x 480 touchscreen. Get more from your camera with an optional 2x or 4x telephoto or wide angle smart lens – no calibration required.

- Get 4x the pixel data with SuperResolution, which captures multiple images and combines them to create a 1280 x 960 image (Ti480 PRO)
- Save time–wirelessly sync images directly from your camera to the Fluke Connect® system, and attach to an asset record or work order
- Reduce the need to take notes in the field with two helpful features:
  - **IR-PhotoNotes™ annotation system** captures digital images of the surrounding area to reference conditions or actual location
  - Any additional details can also be saved to the file with voice annotation
- Field of view (34 °H x 24 °V)
- View all your assets with increased accuracy using one of the four optional lenses (macro, wide-angle, 2x telephoto and 4x telephoto)
- Two year warranty

Get more out of your thermal inspections with Fluke Connect® Wireless Modules

You can connect up to 5 Fluke Connect® Wireless modules with a Fluke Infrared Camera, whilst incorporating live readings on the infrared image. The below table highlights a list of Fluke Connect® enabled tools that are compatible with Fluke Infrared Cameras.

Fluke Connect® Desktop has all the same features as SmartView and more, with intuitive navigation interface and the advantage of Fluke Connect® cloud storage.

Key Features	Ti300+	Ti401 PRO	Ti480 PRO
Infrared Resolution	320 x 240 (76,800 pixels)	640 x 480 (307,200 pixels)	
SuperResolution	No	No	Yes, in software. Captures and combines 4x the data to create a 1280 x 960 image
IFOV with Standard Lens (Spatial Resolution)	1.85 mRad, D:S 532:1	0.93 mRad, D:S 1065:1	
Field of View	34 °H x 24 °V		
Thermal Sensitivity (NETD)**	≤ 0.075 °C at 30 °C target temp (75 mK)		≤ 0.05 °C at 30 °C target temp (50 mK)
Temperature Measurement Range	-20 °C to +650 °C	-20 °C to +650 °C	-20 °C to +1,000 °C
LaserSharp™ Auto Focus and Manual Focus	Yes	Yes with MultiSharp™ Focus option	
Laser Distance Meter	Yes, calculates distance to the target for precisely focused images and displays distance on screen		
Optional Lenses	Wide angle, 2x and 4x telephoto, 25 micron macro		
IR-Fusion Technology	Yes, adds the context of the visible details to your infrared image		
Display	3.5 inch (landscape), 640 x 480 LCD Touch Screen		
Frame Rate	60 Hz or 9 Hz versions		
Voice Annotation	60 seconds maximum recording time per image; reviewable playback on camera, optional Bluetooth headset available but not required		
Text Annotation	Yes. Including standard shortcuts as well as user programmable options		
Video Recording	No	No	Standard and radiometric
Remote Control Operation	No	Remote display through Fluke Connect	Remote display and control operation through Fluke Connect
Alarms	High temperature, low temperature, and isotherms (within range)		
Wireless Connectivity	Fluke Connect® App compatible. Wireless connectivity to PC, iPhone® and iPad® (iOS 4s and later), Android™ 4.3 and up, and WiFi to LAN		
Software	Full analysis and reporting software with access to the Fluke Connect® system		

Included Accessories

AC Power Supply and Battery Pack Charger, Two Rugged Lithium-Ion Smart Battery Packs, USB Cable, HDMI Video Cable, 4GB Micro SD Card, Adjustable Hand Strap.

Ordering Information

FLK-TI300+ 9Hz	Infrared Camera
FLK-TI300+ 60Hz	Infrared Camera
FLK-TI401 PRO 9HZ	Infrared Camera
FLK-TI401 PRO 60HZ	Infrared Camera
FLK-TI480 PRO 9HZ	Infrared Camera
FLK-TI480 PRO 60HZ	Infrared Camera

Contact your local distributor for price and availability.

fluke.co/wtb

Fluke Professional Series Infrared Cameras

Ti300U, Ti401U and Ti480U

Fluke Ti480U

The NEW Fluke Classic Vision Thermal Camera Series introduces a leading edge visual infrared experience. Featuring our smartest, most intuitive user interface with increased thermal sensitivity to capture the smallest differences, users will enjoy the latest technology for on-screen clarity.

The Classic Vision Series boasts substantial progress in image quality, focus speed and test functions, taking performance to a new level with the inclusion of the new sensor. By retaining the classic industrial design, these thermal cameras will continue to support the user experience and improve efficient practical workflow

- Superior image sharpness for clearer images to target problem areas
- UltraFocus dual-engine focusing technology allows the user to automatically focus in one second
- Laser-assisted, continuous auto focus allows desired targets to be easily selected
- Data videos are recorded without frame loss and lag, with large amounts of data and more details included with a 30Hz frame rate and 1 to 16Hz video recording capabilities (Fluke Ti300U & Ti480U model)
- Wide temperature ranges up to 1200°C with the Fluke Ti480U model to monitor processes with higher requirements and explore more varied applications
- Up to 10x digital zoom allows users to inspect long distance targets including high-voltage equipment, overhead pipelines and large mechanical equipment
- Each Thermal Camera purchase includes the SmartView IR software, enables users to process thermal videos, analyse data, and export free of charge
- Two Year Warranty

Recommended Accessories

TI400U WIDE
Wide-Angle IR Lens
(Ti300U Only)

TI400U 2X TELE
2xTelephoto IR Lens
(Ti300U only)

TI400U 4X TELE
4xTelephoto IR Lens
(Ti300U Only)

TI401/480U WIDE
Wide-Angle IR Lens
(Ti401U or Ti480U)

TI401/480U 2X TELE
2xTelephoto IR Lens
(Ti401U or Ti480U)

TI401/480U 4X TELE
4xTelephoto IR Lens
(Ti401U or Ti480U)

TI SBP3
Additional
Smart Battery
See page 161

TI-TRIPOD3
Tripod Mounting
Base Accessory
See page 161

FLK-TI-SBC3B
Additional
Smart Battery Charger
See page 161

Features	Ti480U	Ti401U	Ti300U
Basic Parameters			
IR resolution	640 × 480	640 x 480	384 x 288
SuperResolution	1280 × 960	-	-
Detector type	Uncooled focal plane infrared detector		
Thermal sensitivity (NETD) @ 30 °C	50 mk (0.05 °C)	75 mk (0.075 °C)	75 mk (0.075 °C)
Spectral response	7-14 µm		
Image frame rate	30 Hz		
Lens Field of View (FOV)	25° x 19°		
Spatial resolution (IFOV)	0.68 mrad	0.68 mrad	1.14 mrad
Minimum imaging distance	0.25 m	0.25 m	0.1 m
Lens focal distance	f24.8	f24.8	f15
Focus	Auto/Manual focus		
Lens recognition	Auto		
Optional lens	2x telephoto, 4x telephoto, wide-angle lens		
Digital zoom (Available soon)	1-10x	1-10x	1-4x
Measurement Analysis			
Temperature range	-20 °C to 1200 °C	-20 °C to 650 °C	-20 °C to 650 °C
Temperature measurement range	-20 °C to 120 °C 0 °C to 650 °C 300 °C to 1200 °C	-20 °C to 120 °C 0 °C to 650 °C	
Temperature accuracy	±2 °C or 2%, whichever is greater (@ 15 °C to 35 °C ambient temperature)		
Temperature measurement area	Spots: 16 Lines: 8 Areas: 12		
Area temperature measurement correction	Yes		
Area audible alarm	Support high and low temperature alarm for the highest, lowest and average temperature of the area		
Temperature rise function	Reference temperature can be the highest, lowest, average or custom temperature of the area		
On-Imager analysis	The thermal photos or videos are directly analysed in the Imager		
Analysis software for PC	SmartView IR® & Fluke Connect® Express		

Included Accessories

Fluke Classic Ultra Series Thermal Imaging Camera (standard lens), SBP3 Smart Battery Pack, SBC3 Power Adapter, SBC3 Battery Charging Base, Hand Strap, Hard Carrying Case (Ti401U & Ti480U), Compact Hard Case with Soft Case Carrying Insert (Ti300U), Mini HDMI cable, USB-A Dual-Port Cable, 32GB MicroSD, Quick Reference Guide, Safety Information, Detection Report.

Ordering Information

FLK-TI300U 30HZ/AP	30Hz Infrared Camera
FLK-TI401U 30HZ/AP	30Hz Infrared Camera
FLK-TI480U 30HZ/AP	30Hz Infrared Camera
FLK-TI401U 9HZ/AP	9Hz Infrared Camera
FLK-TI401U 9HZ/AP	9Hz Infrared Camera
FLK-TI401U 9HZ/AP	9Hz Infrared Camera

Fluke Expert Series Infrared Cameras
TiX501 and TiX580

Fluke TiX580

Fluke TiX501

Tablet sized screen, more details, faster decisions.

You need maximum flexibility with an ergonomic design that allows you to easily navigate over, under and around hard-to-reach objects. With a lens that rotates a full 240 degrees and a tablet-sized 5.7 inch touchscreen LCD, you can aim and focus from a comfortable angle and easily capture the target that was once impossible to see.

- **Resolution:** 640 × 480 (307,200 pixels)
- **Temperature range:**
  TiX501 -20 °C to +650 °C
  TiX580 -20 °C to +1000 °C
- Premium in-field viewing experience with a 5.7 inch responsive touchscreen LCD
- See the details you need with smart lenses—
  2x and 4x telephoto, wide angle, and 25 micron macro—no calibration required, interchangeable between compatible cameras
- See, save and share from the field and connect to the largest selection of wireless test and measurement tools with the Fluke Connect® App
- Two year warranty

LaserSharp® Auto Focus

Get an in-focus image like never before with just a touch of a button. LaserSharp® Auto Focus, exclusive to Fluke, uses its built-in laser distance meter to calculate the distance to your designated target with pinpoint accuracy. On target and in-focus. Every. Single. Time.

Brilliant Image Quality

Enhanced image quality and temperature measurement accuracy - turn your 640 × 480 images (307,200 pixels) into 1280 × 960 images (1,228,800 pixels). That's 4× the resolution and pixels with SuperResolution.

Key Features	TiX580	TiX501
Infrared Resolution	640 × 480 (307,200 pixel) SuperResolution mode: 1280 × 960 (1,228,800 pixels) (TiX580)	
IFOV (Spatial Resolution)	0.93 mRad	
Field of View	34° H × 24° V	
Distance to Spot	1065:1	
Thermal Sensitivity	≤ 0.05°C at 30°C target temp (50 mK)	
Temperature Range	-20°C to +1,000°C	-20°C to +650°C
Optional lenses	Pre-calibrated smart optional lenses: wide angle, 2x telephoto	
Wireless Connectivity	Fluke Connect® app compatible. Wireless connectivity to PC, iPhone® and iPad® (iOS 4s and later), Android™ 4.3 and up, and WiFi to LAN	
IR-Fusion®	AutoBlend™ mode, continuous blending	
Picture-In-Picture (PIP)	Yes	
Software	Fluke Connect® (web, mobile and desktop)	
Video recording	Standard and radiometric	
Alarms	High temperature, low temperature, and isotherms (within range)	

Recommended Accessories

FLK-LENS/TELE2
Telephoto infrared lens (2x magnification)
See page 65

FLK-LENS/WIDE2
Wide-angle infrared lens
See page 65

FLK-LENS/4X TELE2
Telephoto infrared lens (4x magnification)
See page 65

FLK-LENS/25MAC2
Infrared 25 Micron Macro Lens
See page 65

TI-CAR-CHARGER
Car Charger
See page 163

FLK-TI-BLUETOOTH
Bluetooth Headset

FLK-TIX5XX-NECK
Neck Strap

Included Accessories

AC Power Supply and Battery Pack Charger, Two Lithium-ion Smart Battery Packs, USB Cable, HDMI Video Cable, Hard Carrying Case, Adjustable Neck and Hand Strap, Bluetooth Headset (where available), Warranty Registration Card and Calibration Certificate. Flash Drive includes Product Manuals and SmartView® Software.

Ordering Information

FLK-TiX501 60Hz	Infrared Camera
FLK-TiX501 9Hz	Infrared Camera
FLK-TiX580 60Hz	Infrared Camera
FLK-TiX580 9Hz	Infrared Camera

Contact your local distributor for price and availability.

fluke.co/wtb

Fluke Expert Series Infrared Cameras with GPS

TiX875 and TiX885

Fluke TiX885

Fluke TiX875

The Fluke TiX800 Expert Series are affordable and light weight thermal Imagers featuring a high image quality. With an IR resolution of 640 x 480 and a 5.5" OLED touch screen, the Fluke TiX800 Expert Series offers a superior performance when it comes to resolution with up to 1280 x 960 pixels (Fluke TiX885) in SuperResolution mode to capture sharp images for more accurate analysis. The TiX800 Expert Series cameras have a 30 Hz frame rate to record dynamic temperature changes on static or moving targets with ease. The 180° articulating lens helps to easily capture images at outdoor applications or hard-to-reach areas. This flexible and ergonomic design improves the user experience for long duration inspections. With a temperature range of -40 to 700°C, the Fluke TiX875, is perfect for general purpose inspection and reporting of assets such as switchboards, conveyors, and freezers. Whilst with an extended temperature range of -40 to 1200 °C, the Fluke TiX885, is perfect for high temperature inspection and reporting of assets such as drying ovens, gas flames, and furnaces.

- Combining Global Positioning System data embedded in the image (Fluke-TiX885)
- With the SuperResolution technology the image quality of 1280 x 640 pixels can be achieved (Fluke-TiX885)
- The SmartView IR software supports editing and viewing the data captured by the Imager on a PC
- Up to 30 Hz frame rate for efficient testing of machines
- Flexible operation: 180 ° rotatable lens, the lens angle can be adjusted at any time
- 5.5-inch OLED touch screen to achieve efficient and convenient operation
- Lithium battery supports up to 3.5 hours of camera use
- Two Year Warranty

Recommended Accessories

TIX800 4X TELE LENS
TiX800-4X TELE Len,TiX800 7C TELE Len, Non-Calibrated

TIX800 2X TELE LENS
TiX800-2X TELE Len,TiX800 12C TELE Len, Non-Calibrated

TIX800 2X WIDE LENS
TiX800-2X Wide Len,TiX800 46C Wide Len, Non-Calibrated

TIX800 50UM LENS
TiX800-50UM Lens, TiX800 50UM Macro Len, Non-Calibrated

TIX800 25UM LENS
TiX800-25UM Len,TiX800 25UM Macro Len, Non-Calibrated

Features	TiX875	TiX885
Basic Parameters		
Infrared resolution	640 × 480	640 x 480 SuperResolution (enhanced to 1280 x 960 pixels)
IFOV (Spatial Resolution)	0.68 mrad (Standard Lens)	
Field of view	25° x 19° (Standard Lens)	
Digital zoom	1 to 35x continuous zoom	1 to 25x continuous zoom
Thermal sensitivity	<25 mK @ 30 °C	<30 mK @ 30 °C
Temperature range	-40 °C to 700 °C (-40 °C to 150 °C; 0 °C to 350 °C; 0 °C to 700 °C)	-40 °C to 1200 °C (-40 °C to 150 °C; 0 °C to 350 °C; 0 °C to 700 °C, 300 °C to 1200 °C)
Optional lenses	Pre-calibrated smart optional lenses: wide angle, 2x telephoto	
Wireless connectivity	Bluethooth connectivity to PC	
IR-Fusion	AutoBlend™ mode, continuous blending	
Focus	Automatic and Manual	
Software	SmartView IR® (desktop)	
Video recording	Standard and radiometric	
GPS	No	GPS location information is automatically added to each static image captured outdoors
Alarms	High temperature, low temperature, and isotherms (within range)	
Voice annotations	Yes. 200 s of voice annotation for every image	

Included Accessories

Standard Lens, Rechargeable Li-ion Batteries (3 pcs), Power Adapter, Battery Charger, Lens Cap, USB Cable, HDMI Cable, High-Speed SD Card, Card Reader, Hand Strap, Neck Strap and Hard Carrying Case

Ordering Information

FLK-TIX875/APAC	TiX875 Thermal Camera HS6 30Hz APAC
FLK-TIX885/APAC	TiX885 Thermal Camera HS6 30Hz APAC

Contact your local distributor for price and availability.

fluke.co/wtb

Fluke Expert Series Infrared Cameras
TiX1060

Fluke TiX1060

Fluke's highest resolution camera with built in GPS

The Fluke-TiX1060 Thermal Imager has a high image quality, suitable for the inspection of critical infrastructure at safe distances and the most demanding of building envelope analysis.

Combining **Global Positioning System** data embedded in the image with 1 to 35x continuous zoom, the TiX1060 can also autofocus from a long distance, providing precision and efficiency when surveying outdoors.

With the SuperResolution technology, the image quality of 2048 × 1536 pixels can be achieved. You can adjust the test angle easily for coping with various situations flexibly by rotating the Imager's lens during testing.

The SmartView IR software supports editing and viewing the data captured by the Imager on a PC to achieve more analysis functions and powerful configurable reporting.

Image Quality:
- 1024×768 resolution supported by uncooled infrared detectors
- <30mK thermal sensitivity for clear imaging with rich details
- Manual/auto focusing system for accurate focus and capturing high-quality image efficiently

Flexible Operation:
- 180° rotatable lens to change measurement angles easily
- 5.5-in OLED touchscreen for efficient and convenient operation
- Lithium batteries offering > 3.5 hours of battery life for convenient outdoor usage

Extended Analysis:
- SmartView IR PC software
- Video streaming output to visualise the smallest temperature changes on a secondary display

Recommended Accessories

TIX1000 4X TELE
TiX1000 9C Tele len

TIX1000 2X TELE
TiX1000 12C Tele len

TIX1000 2X WIDE
TiX1000 46C Wide len

TIX1000 MICRO
TiX1000 50UM Micro len

Features	TiX1060
Infrared resolution	1024 x 768 SuperResolution (enhanced to 2048 x 1536 pixels)
IFOV (spatial resolution)	0.43 mrad
Field of view	25° x 19°
Digital zoom	1 to 35x continuous zoom
Thermal sensitivity	<30 mK @ 30 °C
Temperature range	-40 °C to 700 °C (-40 °C to 150 °C; 0 °C to 350 °C; 0 °C to 700 °C) High temperature expanded to 2000 °C (300 °C to 2000 °C)
Optional lenses	Pre-calibrated smart optional lenses: wide angle, 2x telephoto
Wireless connectivity	Wireless connectivity to PC
IR-Fusion	AutoBlend™ mode, continuous blending
Focus	Automatic and Manual
Software	SmartView IR® (desktop)
Video recording	Standard and radiometric
GPS	GPS location information is automatically added to each static image captured outdoors
Alarms	High temperature, low temperature, and isotherms (within range)
Voice annotation	Yes. 200 s of voice annotation for every image

Included Accessories

Rechargeable Li-ion Batteries (3 pcs), Power Adapter, Battery Charger, Lens Cap, USB Cable, HDMI Cable, High-Speed SD Card, Card Reader, Hand Strap Neck Strap Hard Carrying Case.

Ordering Information

Fluke-TIX1060/ APAC Fluke-TiX1060 Thermal Camera

Contact your local distributor for price and availability.

fluke.co/wtb

Fluke Fixed Mount Infrared Cameras
RSE30 and RSE60

Fluke RSE30

Fluke RSE60

Fixed mount Thermography

The Fluke RSE30 and RSE60 are fixed mount thermography cameras that can be used for measuring and visualising surface temperature across various industries including the automotive industry, chemical and petrochemical processing, electronics manufacturing, food and beverage manufacturing, pharmaceutical, and metallurgy industries.

Fluke offers four models in the RSE series with varied resolution and thermal sensitivity.

Fluke's New Infrared Detection Solutions: RSE30 and RSE60

- Wide temperature range for varied applications: -20° C to 650° C (RSE30/RSE60) and -20° C to 2000° C options (RSE30H/RSE60H)
- Resolution of 640×480 (RSE60/60H) and 384×288 (RSE30/30H)
- Auto-focus system automatically locks onto the target under test, saving time and removing the need for manual adjustments
- 10 colour palettes, such as ironbow, black-white, and rainbow
- Experience smooth testing with 30Hz frame rate video streaming and a data output bandwidth of 1.8Mb
- User definable measurement points (5), lines (10), and areas (10) to meet the needs of multi-point testing
- Use SmartView IR Software for more analysis functions
- Standard, wide-angle, and telephoto lenses support additional options
- Two year warranty

Recommended Accessories

RSE30 2X TELE LEN
RSE30 12C Tele Len, Non-Calibrated

RSE30 2X WIDE LEN
RSE30 50C Wide Len, Non-Calibrated

RSE60 2X TELE LEN
RSE60 12C Tele Len, Non-Calibrated

RSE60 2X WIDE LEN
RSE60 50C Wide Len, Non-Calibrated

Features	RSE30	RSE60	RSE30H	RSE60H
Infrared Resolution	384 x 288	640 x 480	384 x 288	640 x 480
Detector Type	Focal Plane Array FPA, Uncooled Microthermal			
Thermal Sensitivity (NETD)*	<50 mk	<30 mk	<50 mk	<30 mk
Temperature Range	-20°C to 650°C	-20°C to 650°C	-20°C to 2000°C	-20°C to 2000°C
Temperature measurement area	Support 5 temperature measurement points, 10 temperature measurement lines, 10 temperature measurement areas, support Modbus output (the Modbus output is mutually exclusive with the pan-tilt control)			
Colour Palettes	10 colour palettes, including ironbow, black-white, rainbow, etc., the palettes can be inverted			
Video	Main stream Pixel: 384 x 288 Frequency: 30 Hz Bandwidth: 1.8 Mb Sub stream Pixel: 384 x 288 Frequency: 30 Hz Bandwidth: 100 Kb	Main stream Pixel: 640 x 480 Frequency: 30 Hz Bandwidth: 2.5 Mb Sub stream Pixel: 320 x 240 Frequency: 30 Hz Bandwidth: 100 Kb	Main stream Pixel: 384 x 288 Frequency: 30 Hz Bandwidth: 1.8 Mb Sub stream Pixel: 384 x 288 Frequency: 30 Hz Bandwidth: 100 Kb	Main stream Pixel: 640 x 480 Frequency: 30 Hz Bandwidth: 2.5 Mb Sub stream Pixel: 320 x 240 Frequency: 30 Hz Bandwidth: 100 Kb

Optional Lenses

Features	RSE30	RSE60	RSE30H	RSE60H
Lens Name/ Lens Parameters	Field of View (FOV) Spatial Resolution (IFOV) Minimum Focus Distance Focal Length	Field of View (FOV) Spatial Resolution (IFOV) Minimum Focus Distance Focal Length	Field of View (FOV) Spatial Resolution (IFOV) Minimum Focus Distance Focal Length	Field of View (FOV) Spatial Resolution (IFOV) Minimum Focus Distance Focal Length
Standard Lens	25° x 18.7° 1.13 mrad 0.3 m 15 mm	25° x 18.7° 0.68 mrad 0.3 m 25 mm	25° x 18.7° 1.13 mrad 0.5 m 15 mm	25° x 18.7° 0.67 mrad 0.5 m 25.3 mm
Wide-Angle Lens	50° x 37.5° 2.07 mrad 0.3 m 8.2 mm	50° x 37.5° 1.31 mrad 0.3 m 13 mm	50° x 37.5° 2.32 mrad 0.5 m 7.34 mm	50° x 37.5° 1.39 mrad 0.7 m 12.2 mm
Telephoto Lens	12° x 8.9° 0.57 mrad 1 m 30 mm	12° x 8.9° 0.34 mrad 1 m 50 mm	12° x 8.9° 0.53 mrad 1.5 m 32.2 mm	12° x 8.9° 0.32 mrad 5 m 53.9 mm

Included Accessories

Thermal Camera, Standard Lens, Lens Cover, Power Adapter, Power Connector, Ethernet Cable, Document Pouch, (Safety Sheet, Quick Reference Guide, Warranty Card), Accessory Bag, Tripod Adapter, 4 M2*5 Screws, Allen Key, Packaging Box.

Ordering Information

FLUKE-RSE30/APAC RSE30 384*288 Fixed Thermal Camera, Gt6, 30hz, APAC

FLUKE-RSE60/APAC RSE60 640*480 Fixed Thermal Camera, Hs5, 25hz, APAC

FLUKE-RSE30H/APAC RSE30h 384*288 2000c Fixed Thermal Camera, Gt6, 30hz, APAC

FLUKE-RSE60H/APAC RSE60h 640*480 2000c Fixed Thermal Camera, Hs5, 25hz, APAC

Contact your local distributor for price and availability.

fluke.co/wtb

Fluke CV Series ClirVu® Infrared Windows

Fluke CV400

Fluke CV200

Fluke CV300

Compliance without compromise. Safety without sacrifice.

Increase the safety and speed of electrical thermal imaging inspections with the Fluke ClirVu® IR Windows. Reduce the risk of arc-flash and electrocution, increase the safety of your personnel and reduce the time and cost of preventive maintenance.

- Save time with a quick and easy 5 minutes or less installation
  - One technician
  - One hole with standard Greenlee® punch
  - Panel door does not need to be removed
  - Grounds instantly to metal enclosure with patent-pending AutoGround™ process
  - Maintains panel arc test ratings up to 63 kA when properly installed
- Torture Tested™ to the highest arc blast test ratings
  - IEEE C37.20.7: 63 kA Arc tested at KEMA, UL50/50E/50V, UL1558, IEC60529-1: IP67, IEC 60068, NEMA 4/12, CSA C22.2 NO.14-13:2012, and CE
- Convenience of both quick turn (CV400, CV300, CV200) or security keyed access (CV401, CV301, CV201)
- Fluke IR Windows offered in three sizes 50 mm, 75 mm and 95 mm
- Work permit requirements and NFPA 70E processes are significantly reduced
- Full PPE is often not required so inspections are done faster and more conveniently
- Lifetime replacement warranty against manufacturing defects

Quick & Easy Installation in 5 minutes or less

Specifications	CV400	CV401	CV300	CV301	CV200	CV201
Size	95 mm		75 mm		50 mm	
Voltage Range	Any					
NEMA Environment Type	Type 4/12 (indoor/outdoor)					
AutoGround™	Yes					
ClirVu® Optic	Yes					
Operating temperature	-40°C to + 232°C and + 260°C Intermittent					
Body material	EZAC & ZA-27 High Strength Zinc/ Aluminum Alloy					
Ratings and testing						
Arc-Tested (IEEE C37.20.7)	63 kA for 30 cycles @ 60 Hz at KEMA					
UL 50V component recognition	Yes					
UL 50/NEMA Environmental Rating	NEMA Type 4/12					
UL 1558	Yes					
CSA C22.2 No.	Yes					
CSA Type Rating	Type 4 IEC 62271-100, 200:					
IP rating	IP67 at TUV					
Lloyds Register	Up to 11 kV marine switchgear, indoor or outdoor (offshore only)					
Vibration rating	IEC60068-2-6 at TUV					
Humidity rating	IEC60068-2-3 at TUV					
Install						
Actual mounting hole diameter required	115.42 mm		89.89 mm		61.37 mm	
Greenlee Punch Kit = Punch/Die	742BB = 2984AV/2983AV		739BB = 1431AV/1432AV		76BB = 441AV/442AV	
Door Latch	Hand Turn	Security Key	Hand Turn	Security Key	Hand Turn	Security Key
Optics						
Optic insert diameter	95 mm		75 mm		50 mm	

Included Accessories

Hand Turn Door Latch (CV200, 300 & 400), Security Key Door Latch (CV201) and Warranty Statement.

Fluke IR Windows are supplied complete, assembled and ready for installation.

Ordering Information

FLUKE-CV200	50 mm, Infrared Window, Hand Turn Door Latch
FLUKE-CV201	50 mm, Infrared Window, Security Key Door Latch
FLUKE-CV300	75 mm, Infrared Window, Hand Turn Door Latch
FLUKE-CV301	75 mm, Infrared Window, Security Key Door Latch
FLUKE-CV400	95 mm, Infrared Window, Hand Turn Door Latch
FLUKE-CV401	95 mm, Infrared Window, Security Key Door Latch

Contact your local distributor for price and availability.

fluke.co/wtb

Fluke Infrared Lenses

Telephoto, Wide Angle and Macro

Telephoto Lenses

The difference between finding and potentially diagnosing the problem, and not seeing any discrepancy at all. Get the detail you need, even from a distance, when you view your target magnified 2 or 4 times more than a standard lens.

Standard | 2x Telephoto | 4x Telephoto

Wide Angle Lenses

When working in a tight space, see a larger target from a close distance. Ideal for roof and building inspection or for looking through IR Windows.



Standard Lens | Wide Lens see both sides of the building at the same time from the same distance

Macro Lenses

Get an incredibly detailed image of very small objects—as small as 25 microns, smaller than the average human hair.



Standard | 25 Micron Macro Lens — see detail in very small objects

Lenses Compatibility Guide

Model Number	Ti300+	Ti401 Pro	Ti480 Pro	TiX501	TiX580	Ti300U	Ti401U	Ti480U
FLK-Lens/Tele2 †	•	•	•	•	•			
FLK-Lens/Wide2 †	•	•	•	•	•			
FLK-Lens/4xTele2 †	•	•	•	•	•			
FLK-Lens/25Mac2 †	•	•	•	•	•			
TI400U-2xTele						•		
TI400U-4xTele						•		
TI400U-Wide						•		
TI480/401U-4xTele							•	•
TI480/401U-Wide							•	•

Model Number	TiX875	TiX885	TiX1060	RSE30	RSE30H	RSE60	RSE60H
TIX800-4xTele	•	•					
TIX800-2xTele	•	•					
TIX800-2xWide	•	•					
TIX800-50UM Lens	•	•					
TIX800-25UM Lens	•	•					
TIX1000 4xTele			•				
TIX1000 2xTele			•				
TIX1000 Wide			•				
TIX1000 Micro			•				
RSE30-2xTele/Wide				•			
RSE30H-2xTele/Wide					•		
RSE60-2xTele/Wide						•	
RSE60H-2xTele/Wide							•

†The lenses for Ti300+, Ti401PRO, Ti480PRO, and TiX500 series are smart lenses.
They come pre-calibrated and don't require calibration to a specific camera, so they are interchangeable between compatible cameras.

Ordering Information

FLK-LENS/ TELE2	2x Telephoto Infrared Smart Lens
FLK-LENS/ 4XTELE2	4x Telephoto Infrared Smart Lens
FLK-LENS/ WIDE2	Wide Angle Infrared Smart Lens
FLK-LENS/ 25MAC2	25 Micron Macro Infrared Smart Lens
RSE30H-2X TELE LEN	RSE30H 12C Tele Len, Non-Calibrated
RSE30H-2X WIDE LEN	RSE30H 50C Wide Len, Non-Calibrated
RSE60H-2X TELE LEN	RSE60 12C Tele Len, Non-Calibrated
RSE60H-2X WIDE LEN	RSE60 50C Wide Len, Non-Calibrated
TI400U-2XTELE	Ti300U/Ti400U, 12C, Tele Len
TI400U-4XTELE	Ti300U/Ti400U, 7C, Tele Len
TI400U-WIDE	Ti300U/Ti400U, 44C, Wide Len
TI480/401U-4XTELE	Ti480U, 7C, Tele Len
TI480/401U-WIDE	Ti480U, 44C, Wide Len
TIX800-4X TELE	TiX800-4x Tele Len, TiX800 7C Tele Len, Non-Calibrated
TIX800-2X TELE	TiX800-2x Tele Len, TiX800 12c Tele Len, Non-Calibrated
TIX800-2X WIDE	TiX800-2x Wide Len, TiX800 46c Wide Len, Non-Calibrated
TIX800-50UM LENS	TiX800-50UM Lens, TiX800 50UM Macro Len, Non-Calibrated
TIX800-25UM LENS	TiX800-25UM Len, TiX800 25UM Macro Len, Non-Calibrated
TIX1000 4X TELE	TiX1000 9C Tele Len
TIX1000 2X TELE	TiX1000 12C Tele Len
TIX1000 2X WIDE	TiX1000 46C Wide Len
TIX1000 MICRO	TiX1000 50UM Micro Len

Contact your local distributor for price and availability.

fluke.co/wtb

NEW

Fluke ii500, ii905 & ii915 Acoustic Imagers

Fluke ii500
NEW

Fluke ii905
NEW

Fluke ii915
NEW

Spot air leaks, electrical discharges, and mechanical faults with ease and precision

The new Fluke ii500, ii905, and ii915 Acoustic Imagers offer tailored solutions for all users, from budget-conscious technicians to professionals needing high precision. These imagers help technicians quickly diagnose issues, reduce downtime, and improve efficiency. Whether identifying leaks or resolving critical mechanical failures, they provide fast, real-time insights to streamline maintenance and ensure reliable equipment performance across industries.

- **New advanced algorithms:** featuring enhanced accuracy and efficiency, including improved LeakQ™ quantification for faster issue diagnosis and reduced energy waste
- **Improved reporting platform:** offering enhanced features allowing users to easily create reports faster
- **Wi-Fi functionality:** exclusive to the Fluke ii905 & ii915, enabling fast, secure cloud uploads to Fluke Connect Desktop for anytime access
- **Larger memory:** exclusive to the Fluke ii905 & ii915, an expanded internal memory of 32GB
- **New security admin menu:** exclusive to the Fluke ii905 & ii915, enabling control over features like disabling the capture button for enhanced security at sensitive sites
- Two year warranty

Recommended Accessories

BP291
4500 mAh capacity
Li-ion Battery
See page 182

EBC290
External
Battery Charger
See page 180

FLK-TIX5XX-NECK
Neck Strap

CXT1000
Hard Carry Case
See page 176

	Fluke ii500	Fluke ii905	Fluke ii915
Ideal For	First-time users seeking a cost-effective, reliable solution	Users seeking increased performance over the ii500, including sensitivity, a better visible camera, tripod mount, and WiFi	Users seeking the ultimate choice in performance and features
LeakQ™	Scae (1-10)	Leak size scale, leak rate, and leak cost estimation	
PDQ Mode™	-	-	•
MecQ Mode™	-	-	•
Wi-Fi	-	•	•
Frequency band	2 to 52 kHz	2 to 65 kHz	2 to 100 kHz
Detection Range*	Up to 50m	Up to 70m	Up to 120m
Visual Camera Resolution	0.3 MP	5.0 MP	
Battery Life	6 hours		
Memory	20 GB	32 GB	
Tripod Connector	-	•	•

*Depending on ambient conditions

Included Accessories

Acoustic Imager, Power Supply*, Lithium-ion Smart Battery Pack, USB-C Cable; Rugged Hard Carrying Case, Array Sensor Cover, Adjustable Hand Strap and Adjustable Neck Strap.

*Fluke ii500 includes a battery charging bay.

Ordering Information

FLK-II500	Fluke ii500 Acoustic Imager with LeakQ Scale (1-10)
FLK-II905	Fluke ii905 Acoustic Imager with LeakQ Quantification
FLK-II915	Fluke ii915 Acoustic Imager with LeakQ Quantification, PDQ & MecQ

Try the Virtual Demo

See sound now. Take a virtual tour of the Fluke ii905 and ii915 Acoustic Imagers.

fluke.co/ii9xxvd

Contact your local distributor for price and availability.

fluke.co/wtb

NEW

Fluke SB140 Sound Beacon

SB140
NEW

Optimise your Leak Detection Process with the Fluke SB140 Sound Beacon

The Fluke SB140 Sound Beacon generates a clean and consistent 40 kHz signal that can be easily detected by Fluke ii Series Acoustic Imagers operating in 'Beacon Mode'.

- For use with Fluke ii Series Acoustic Imagers
- Accessory for non-pressurised applications
- Easily detect and locate seal faults and leaks
- Streamline fault finding to save time & labour
- Simple operation with minimal training required
- Two year warranty

How to Find a Leak in Three Easy Steps:

Features	SB140
Operating temperature	-20 °C to +54 °C
Storage temperature	-40 °C to +55 °C , without battery
Relative humidity	10 to 95 %, non-condensing
Ingress protection (IP)	IEC 60529: IP40
Housing	Extruded Aluminum
Weight: Sound Beacon	175 g, battery included
Battery life	> 300 hours
Power supply	9-volt alkaline (included)
Size of device (H x W x L)	32mm x 32mm x 105mm
Sound frequency	40 kHz ± 1.5 kHz

Fluke ii915 Acoustic Imager with LeakQ™, PDQ Mode™, MecQ™

It is a powerful solution that can significantly reduce unplanned downtime by locating potential issues in conveyor systems so they can be addressed on your maintenance schedule.

Deploy with Ease

- Intuitive interface that encourages adoption by the entire maintenance team
- Seamless integration with existing leak and partial discharge detection tools for convenient visual detection

Boost Efficiency

- Efficiently scan large areas of interest
- Stay ahead of issues and order spare parts in a timely manner
- Pinpoint the exact source of problems, rather than just the general area
- Optimise energy efficiency by addressing unhealthy bearings that increase energy consumption
- Mitigate consequential damages by taking proactive measures

Maximise Uptime

- Minimise the risk of unplanned downtime on your conveyor system
- Swiftly identify potential bearing failures for timely maintenance
- Reduce Mean-Time-to-Repair (MTTR) key performance indicator (KPI)

Ensure Team Safety

- Conduct inspections without the need for close contact
- Eliminate hazardous situations for your team

Reduce Costs

- Potential cost savings of $30,000 to $130,000 per hour, depending on the industry, by avoiding unplanned downtime

Applications and Benefits:

Automative

Product Quality: Reduce warranty claims with in-line auto window/door water leak and tightness tests.

Aviation

Safety: Conduct aircraft cabin, window and tank leak and tightness tests during maintenance.

Cleanrooms

Product Quality: Minimise warranty claims and downtime.

White Goods

Product Quality: Ensure proper seals in appliance.

Maritime

Cost Reduction: Prevent damaged cargo and meet regulatory requirements.

Construction

Quality: Identify weak spots in doors, windows, facades and office pods to minimise energy consumption.

Included Accessories

Sound Beacon Unit, 9 V Battery, Soft Case, Accessory 1 inch Probe, Instruction Sheet, and Warranty Card.

Ordering Information

FLK-SB140	Fluke-SB140, Industrial Acoustic Imager Sound Beacon 40kHz

Contact your local distributor for price and availability.

fluke.co/wtb

Fluke DS703 FC
High Resolution Diagnostic Scopes

Fluke DS703 FC

Gritty, industrial, expensive equipment? Diagnose before tear-down with the durability of Fluke

Industrial inspections require a powerful diagnostic borescope designed to stand up to the dirtiest, most harsh environments. Fluke Diagnostic Scopes put high-resolution images in the palm of your hand.

- High definition probe with dual-view camera
- High Resolution
  DS703 FC- 1200 × 720 (864,000 pixels)
- Processing speeds that render a smooth, clear, consistent image
- 7" LCD screen for easy viewing
- Macro to micro zoom function
- Adjustable lighting to capture the best image
- Up is Up® technology for an appropriate orientation, regardless of the probe location
- True 720p video
- Two year warranty

Recommended Accessories

FLK-3.8MM Scope
1M probe, forward view

FLK-8.5MM Scope
3M probe, dual view

FLK-5.5MM Scope
1M probe, dual view

FLK-5.5MM/0.7M
probe articulating

FLK-9MM Scope
Forward view,
20M probe reel

Fluke DS703 FC High Resolution Diagnostic Scope with Fluke Connect®

Rugged, high-definition industrial 1280 × 720 resolution Diagnostic Scope with Wi-Fi capability. 7" capacitive touch screen for accurate diagnostics in difficult to reach spaces. 720p video recording inspection camera. Up is Up® technology rotates the display screen to allow for consistent image display, regardless of the orientation of the probe.

Specifcations	DS703 FC
Length	1.2 metre
Type	Detachable, semi-ridged, waterproof, immersible to 1 metre or more in depth
Diameter	8.5mm, optional 3.8, 5.5 and 9mm probes available
Material	Elastomer coated steel
Lighting	Adjustable LED, one front, one side
Illumination	53 lux
Camera	Dual view camera, forward and side
Resolution	1200 × 720 (864,000 pixels)
Still image format	JPG
Video recording format	AVI
Video output format	MPEG compression
Digital zoom	Adjustable from 1× to 8× zoom
Field of view	68°
Depth of field	25 mm to infinity
Video resolution	720p
Minimum focus distance	10 mm
Focus type	Fixed
Rotation	180°
Streaming video	Via HDMI and Fluke Connect®
LCD screen	
Touch screen	Capacitive touch screen
Size	17.79 cm
Refresh rate	30 Hz
UpisUp® technology	Real-time upright adjustment for image
LED backlight	Adjust display brightness for optimal viewing
Instant upload to the cloud	Yes, with Fluke Connect®

Included Accessories

Hand Strap, USB Cable, AC Power Supply/Battery Charger, TPAK Magnetic Hanger, Protective EVA Case.

Ordering Information

FLK-DS703 FC High Resolution Diagnostic Scope

Contact your local distributor for price and availability.

fluke.co/wtb

Laser Distance Meter

Empower you to perform fast, high-precision measurements. A good laser measuring tape device is handheld, rugged, and easy-to-use, allow you to point and shoot. Laser measurement offers several advantages over traditional tape: safe measurement in hazardous places, the ability to reach high-up or far-off points, and a high degree of accuracy and straightness.

Fluke 406E, 410 Laser Distance Meters

Fluke 406E

Fluke 410

Professional grade distance measuring tools that are fast, easy to use and fit in your pocket

These Laser Distance Meters have the Fluke durability and quality you expect. The simple design and easy-to-use button operation allow you to operate with one hand, minimize time spent measuring and maximise the reliability of measurements.

- Quickly measure distance, calculate area/volume/pythagoras
- Auto level and height
- Built to withstand rainy or dusty conditions: 1-meter drop tested with rated IP54 (FLUKE 406E), IP64 (FLUKE410)
- Electronic angle display, auxiliary level measurement
- Up to 100 sets of data storage
- The battery life up to 5000 single measurements
- Automatically power off after 3 minutes of inactivity
- One year warranty

Fluke 410 provide additional features as:

- Universal tripod interface, easy to use
- Type-C charging port, strong endurance
- 2-inch HD display, clear viewing in full sunlight

Recommended Accessories

C1600
Meter Gear Box
See page 176

C550
Premuim Tool Box
See page 175

L206
Deluxe LED Hat Light
See page 177

IKST7
Fluke Insulated Hand Tools Starter Kit
See page 194

Key Features	410	406E
Maximum measurement distance	100 m	60 m
Accuracy	±2 mm	±2 mm
Battery life (no. of measurements)	3500	5000
Area measurement	●	●
Volume measurement	●	●
Pythagoras calculations	●	●
Plus and minus calculations	●	●
Measurement storage	100 sets	30 sets
Backlight		
Minimum/Maximum		
Audible keypad feedback		
Tripod mount	●	
Corner angle measurement		
Dust and splash proof	IP64	IP54
Compass		
Inclination sensor		
Automated end-piece correction		
Laser Class	2	2

Included Accessories

406E & 410: User manual, Battery, Vinyl Carrying Pouch, Qualification Certificate, Lanyard (Fluke 410), Charging Cable (Fluke 410).

Ordering Information

FLUKE-406E Laser Distance Meter, 60 m

FLUKE-410 Laser Distance Meter, 100 m

Contact your local distributor for price and availability.

fluke.co/wtb

Fluke 417D and 424D Laser Distance Meters

Fluke 417D

Fluke 424D

Laser Distance Meter delivers a full measure of sophisticated features

Measure farther, with greater accuracy, in more situations.

- **Measure with greater accuracy:** Up to ±1 mm, no scales to interpret or misread (424D)
- **Do the work of two:** Instead of holding the tape, your helper can do other jobs
- The most advanced 2 laser technology for distance measurement
- **Speed up the job:** Easily measure hard-to-access areas, like high ceilings, without climbing a ladder
- **Keep it on the level:** New inclination sensor on the Fluke 424D helps with leveling, height tracking, measuring around obstacles
- **Reduce estimating errors, let the meters do the math:** Find area and volume. Easily add and subtract distances. Use Pythagoras calculations for height
- **Improved battery life:** Automatic shut-off feature
- Improved visibility with backlit screen
- Three year warranty (417D & 424D)

Recommended Accessories

C1600
Meter Gear Box
See page 176

C550
Premuim Tool Box
See page 175

L206
Deluxe LED Hat Light
See page 177

IKST7
Fluke Insulated Hand Tools Starter Kit
See page 194

Recommended Kits

Bundle & Save

Fluke 417D/62MAX+ Laser Distance Meter/Infrared Thermometer Combo Kit

For more details see page 192

The Fluke 424D Laser Distance Meter offers:

- Improved visibility with backlit screen
- Tripod mode allows you to mount to a tripod for measuring long distances
- Stake out function
- Enhanced Pythagoras calculation for determining distance indirectly from three other measurements
- Audible keypad feedback
- Storage of the last twenty measurements for quick recall of distance
- Strong environmental protection with IP54 (water spray and dust proof) sealing
- Inclination sensor for taking measurements in hard to reach areas
- Compass provides a "heading" for distance measurement
- Automated end-piece correction: when measuring from an edge or corner, a built-in sensor detects the position of this bracket and automatically changes the reference point

Key Features	417D	424D
Maximum measurement distance	40 m	100 m
Accuracy	±2 mm	±1 mm
Battery life (no. of measurements)	3000	5000
Area measurement	●	●
Volume measurement		●
Pythagoras calculations		●
Plus and minus calculations		●
Measurement storage		20 sets
Backlight		●
Minimum/Maximum		●
Audible keypad feedback		●
Tripod mount		●
Corner angle measurement		●
Dust and splash proof	IP54	IP54
Compass		●
Inclination sensor		●
Automated end-piece correction		●
Laser Class	2	2

Included Accessories

417D & 424D: Two AAA Batteries, User Manual CD, Quick Reference Guide, Vinyl Carrying Pouch, Lanyard.

.

Ordering Information

FLUKE-417D Laser Distance Meter, 40 m

FLUKE-424D Laser Distance Meter, 100 m

FLUKE-417D 62 MAX+ KIT Laser Distance Meter/Infrared Thermometer Combo Kit

Contact your local distributor for price and availability.

fluke.co/wtb

Renewable Energy

The solar industry is accelerating with an estimated market value of nearly $370 billion by 2030. With market growth comes improved solar technology and a more affordable transition to solar. Solar technicians and managers need to be able to install and service equipment quickly, safely, and efficiently.

RENEWABLE ENERGY TOOLS

Solar energy and electric vehicle charging infrastructure is expanding worldwide at a fast pace. From grid-tied and off-grid, to hybrid and backup systems, critical infrastructure must be maintained maintained to ensure its reliability and efficiency.

The growth of the solar energy industry requires new solar testing equipment solutions for electricians, PV installers, and technicians. From solar clamp meters, solar irradiance meters and photovoltaic (PV) testers for residential needs, to tools for commissioning new PV arrays or performing routine maintenance on solar farms or photovoltaic power stations, Fluke test equipment has you covered.

Irradiance and Temperature

Fluke Irradiance Meters have been designed from the ground up to simplify the installation, commissioning, and troubleshooting of photovoltaic arrays, allowing you to measure irradiance, temperature, inclination and direction of the solar array in a single handheld tool.

Whether working on a roof-mounted system or on a large field installation, Fluke Irradiance Meters are the single-handed solution that every solar installer and technician needs in their tool bag.

Multifunction Tests and I-V Curve Tracing

Test that PV systems are performing to their optimal power output as well as operating safely. Designed for PV professionals that provide installation, commissioning and maintenance services, you can rely on Fluke to provide a complete PV testing solution that conforms to IEC 62446-1 standards.

Fluke's multifunction PV tester includes a full sequence of safety and performance tests quickly and accurately to save you time and money with features like auto testing, instant on-screen I-V curve results, and a unique "Keep the Leads" system which allows for multiple tests through a one-time setup of test leads.

Solar Data Management and Reporting Software

Whether you are analysing panel efficiency through I-V curves, or safety testing the system through the Category 1 test regime in conformance to IEC 62446-1, proper data management is critical for producing easy-to-understand reports for clients.

TruTest™ enables solar testing, asset management, data storage, and reporting on a single software platform that covers all your certification and documentation needs.

Electric Vehicle Charging Station Operation

Test the safety and performance of electric vehicle (AC) charging stations (EVSEs) with Fluke's EVSE testing solutions to verify their correct operation after install, during periodic maintenance, and when troubleshooting.

Fluke EVSE test adapters simulate the presence of electric vehicles, allowing you to conduct safety and functionality tests in combination with appropriate test instruments, such as installation testers, digital multimeters, or oscilloscopes. This gives you easy access to tests including ground fault checks, wire insulation tests, and voltage and duty cycle measurements all with a single adapter.

Solar Technician/Installer

Focus:

- Mechanical and electrical design
- Conduct commissioning
- Troubleshooting

Job needs:

- Irradiance meter/PV tester
- Digital multimeter
- Clamp meter
- Temperature/Thermal
- Insulation and power quality
- Insulated hand tools
- Earth ground

PV Designer/Electrician

Focus:

- Conduct commissioning
- Preventative maintenance
- Troubleshooting

Job needs:

- Irradiance meter
- Digital multimeter
- Clamp meter
- Temperature/Thermal
- Insulation and power quality
- Insulated hand tools
- Earth ground

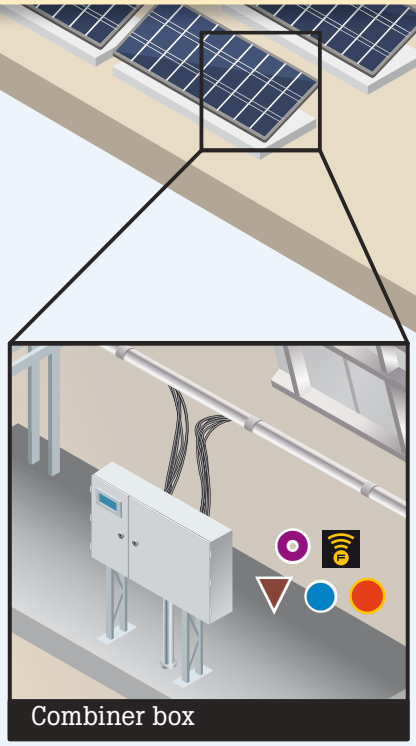

Combiner box

Battery storage

Solar Energy Solutions

Clean Tech			Electrical Measurement Tools		Insulation and Power Quality			Temperature
Multifunction PV tester	Irradiance Meter	EVSE Tester	Digital Multimeter	Clamp Meter	Insulation Tester	Insulation Tester	Power Quality Analyser	Thermal imager
SMFT-1000	IRR1	FEV350	87V MAX	393 FC	1587 FC	1555 FC	1777	Ti480U

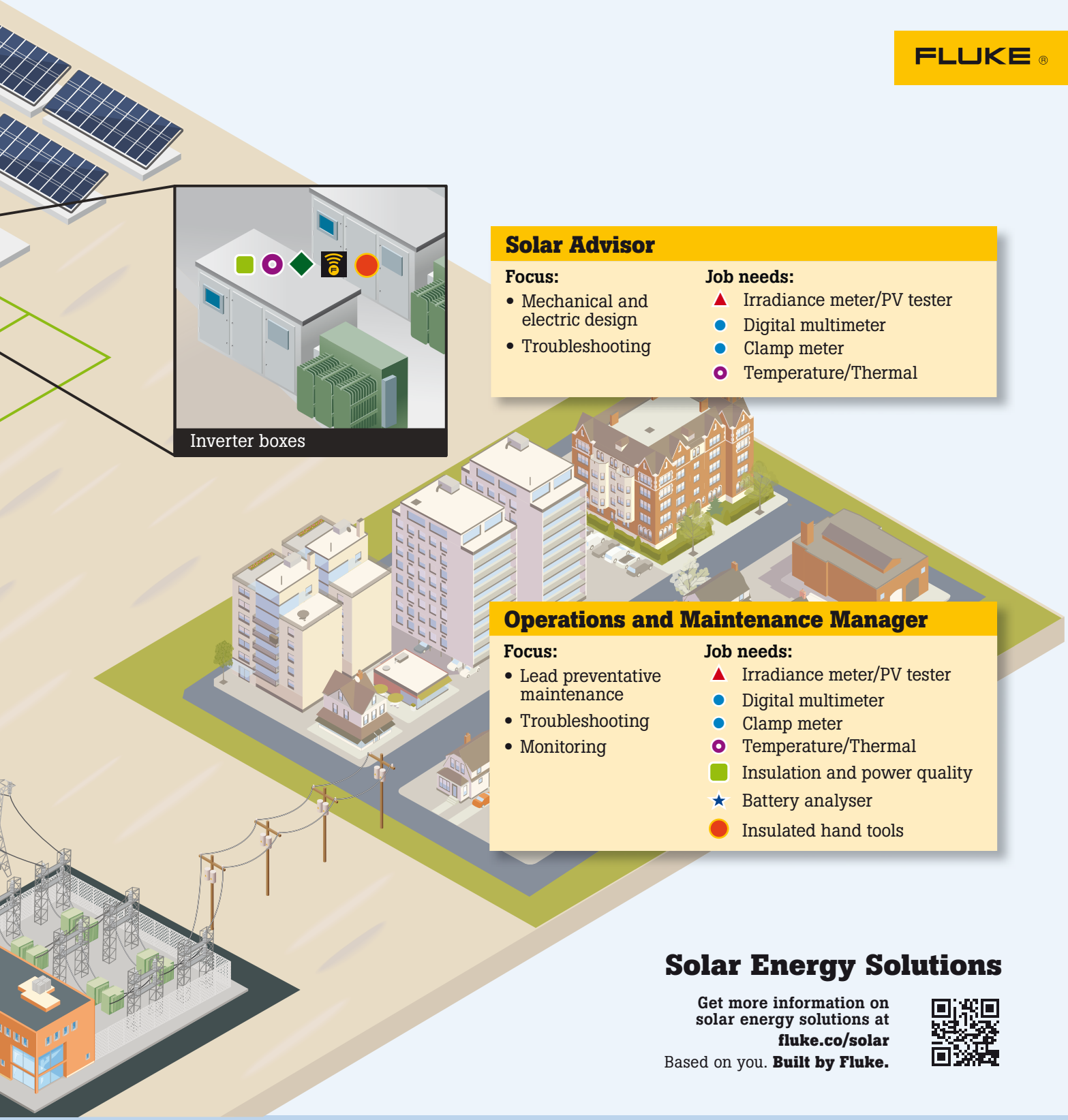

Solar Advisor

Focus:
- Mechanical and electric design
- Troubleshooting

Job needs:
- Irradiance meter/PV tester
- Digital multimeter
- Clamp meter
- Temperature/Thermal

Operations and Maintenance Manager

Focus:
- Lead preventative maintenance
- Troubleshooting
- Monitoring

Job needs:
- Irradiance meter/PV tester
- Digital multimeter
- Clamp meter
- Temperature/Thermal
- Insulation and power quality
- Battery analyser
- Insulated hand tools

Solar Energy Solutions

Get more information on solar energy solutions at fluke.co/solar

Based on you. **Built by Fluke.**

Learn how Fluke solutions can save you time and money while increasing your productivity at www.fluke.com.au

	Battery Analyser	Earth Ground		Software		Accessories	
Temperature	Battery Analyser	Earth Ground	Stakeless Clamp	Fluke Connect™	TruTest™	Insulated Hand Tools	Test Leads
VT08	BT521	1625-2	1630-2				PVLEAD1, PVLEAD3

Fluke IRR1-SOL Solar Irradiance Meter

Fluke IRR1-SOL

One easy-to-use tool for installing, testing, maintaining, and reporting on solar panels and photovoltaic systems.

The Fluke IRR1-SOL Irradiance Meter has been designed from the ground up to simplify the installation, commissioning and troubleshooting of photovoltaic arrays and solar panels. Whether surveying, installing, executing maintenance, or checking the performance of solar panels or photovoltaic systems there are four critical measurements that any technician will require.
The Fluke IRR1-SOL Irradiance Meter is a single tool that allows you to measure:

- **Solar irradiance:** Make instantaneous measurements to determine the watt per square metre solar irradiation, required by IEC 62446-1 standard
- **Ambient and PV module temperature:** Measure temperature by either placing the meter directly on the panel or by connecting the external probe
- **Array orientation:** Find cardinal direction with the built-in compass
- **Tilt angles:** Verify inclination of a roof or panel with the tilt function
- One year warranty

Built to go where you go

With a rugged, compact design, a protective carrying case, and an easy-to-read, high contrast LCD screen to read measurements in direct sunlight, the IRR1-SOL can go where you go. The simple user interface, instantaneous solar irradiation measurements, and built-in temperature sensor make it east to meet the IEC 62445-1 requirements for testing, documenting, and maintaining photovoltaic systems.

The IRR1-SOL Includes:

- A high precision mono-crystalline solar sensor for irradiance measurements up to 1400 W/m²
- Two options for temperature measurement – a built-in sensor and an external suction mount probe
- An integrated compass
- An inclination sensor for the tilt function

Learn More

fluke.co/SOLanz

Key Features	IRR1-SOL
Irradiance	
Measuring Range	0 to 1400 W/m²
Resolution	1 W/m²
Measuring Accuracy	±(5% + 5 Digit)
Temperature Measurement	
Measuring Range (°C)	-30°C to 100°C
Resolution	0.1°C
Measuring Accuracy	±1°C @ -10°C to 75°C ±2°C @ -30°C to -10°C ±2°C @ 75°C to 100°C
Note: Temperature measurement response time: ~ 30 seconds	
Inclination Angle	
Measuring Range	-90° to +90°
Resolution	0.1°
Measuring Accuracy	±1.5° @ -50° to +50° ±2.5° @ -85° to -50° and +50° to +85° ±3.5° @ -90° to -85° and +85° to +90°
Compass	
Measuring Range	0° to 360°
Resolution	1°
Measuring Accuracy	±7°
Note: *a) Measurements valid for device inclination between -20° and +20° to horizontal. Measurements taken outside that range appear as "---".* *b) Result is referred to magnetic North*	
Protection	
IP Protection	IP40
General Specifications	
Battery Life (typical)	50 hours (> 9000 readings)
Weight	231 g

fluke.co/solar

Work in the Solar Industry?

Visit the link to learn how Fluke tools can help with the future of power.

Included Accessories

FLK-80PR-IRR External Temperature Probe with Suction Cup, C250 Carrying Case with Shoulder Strap, Four AA Alkaline Batteries and User Manual.

Ordering Information

Fluke IRR1-SOL	Solar Irradiance Meter

Contact your local distributor for price and availability.

fluke.co/wtb

Fluke SMFT-1000 Multifunction PV Tester & IV Curve Tracer

Fluke SMFT-1000

Fluke SMFT-1000 Pro

The Fluke SMFT-1000 Multifunction PV Tester and Performance Analyser & I-V Curve Tracer presents an all-in-one test solution to verify Photovoltaic (PV) system performance and safety. This device also expedites reporting by allowing you to easily import measurement results directly from the meter to a computer and quickly generate comprehensive and visual client reports. The Fluke SMFT-1000 is designed for PV professionals that provde installation, commissioning and maintenance services to systems that operate at 1000V DC or under. The Fluke SMFT-1000 provides a complete PV testing solution that conforms to IEC 62446-1 standards.

This device performs a series of critical tests for periodic inspections of PV systems:

Full sequence safety testing – IEC 62446-1 Category 1:

- Protective resistance earth (RLO)
- Voltage on open circuit, including polarity (VOC)
- Short circuit current (ISC)
- Insulation resistance (RINS)

ROI and system performance testing – IEC 62446-1 Category 2:

- I-V Curve tracing and software analysis with TruTest
- Irradiance, temperature, tilt, and cardinal direction

Features and benefits:

- Includes wireless irradiance meter – no leads required
- Use Fluke's 'Keep the Leads' system to perform multiple tests with a single test lead setup, saving time and minimising user error.
- Integrated on-screen experience for I-V curve
- Includes TruTest™ Software for Pro
- Three year warranty

Recommended Kits

Solar Tools Kit with 87V MAX Digital Multimeter and Solar Test Leads

Solar Tools Kit with Fluke 393 FC Clamp Meter and Solar Test Leads

Solar Tools Kit with 393 FC Clamp Meter, Irradiance Meter and Solar Test Leads

For more details see page 79

Protective conductor resistance (RLO)			
Display Range	**Measuring Range**	**Resolution**	**Accuracy**
0.00 Ω – 19.99 Ω	0.20 Ω – 19.99 Ω	0.01 Ω	± (2 % + 2 Digit)
20.0 Ω- 199.9 Ω	20.0 Ω – 199.9 Ω	0.1 Ω	± (2 % + 2 Digit)
200 Ω – 2000 Ω	200 Ω – 2000 Ω	1 Ω	± (5 % + 2 Digit)
Test current	≥ 200 mA (≤ 2Ω + Rcomp)		
Test voltage	4 V DC - 10 V DC		
PV module/PV string, open-circuit voltage (VOC)			
Display Range	**Measuring Range**	**Resolution**	**Accuracy**
0.0 V – 99.9 V	5.0 V – 99.9 V	0.1 V	± (0.5 % + 2 Digit)
100 V – 1000 V	100 V – 1000 V	1 V	± (0.5 % + 2 Digit)
Polarity test	YES		
PV module/PV string, short-circuit current (ISC)			
Display Range	**Measuring Range**	**Resolution**	**Accuracy**
0.0 A – 20.0 A	0.2 A – 20.0 A	0.1 A	± (1 % + 2 Digit)

Included Accessories

Fluke SMFT-1000/Pro: Fluke SMFT-1000-BP Professional Tool Backpack, SMFT-1000 Multifunction PV Analyser, IRR2-BT Wireless Solar Irradiance Meter Pro, 80PR-IRR External Temperature Probe, i100 AC/DC Current Clamp 100 A, TP1000 Test Probe with Remote Test Button, TL1000 Test Lead Set, TL1000-MC4 Test Lead Set, TL1000/30M Test Lead on Reel, Coupler Set, (6) AA Batteries, PVLEAD3 MC4 Solar Clamp Test Lead Set,TruTest™ Advanced Data Management and Reporting Software.

Ordering Information

FLK-SMFT-1000/KIT	Multifunction PV Analyser, Clamp, Irradiance Meter w/Probe, Kit
FLK-SMFT-1000/PRO	Multifunction PV Analyser SMFT-1000 w/Trutest & Power Leads

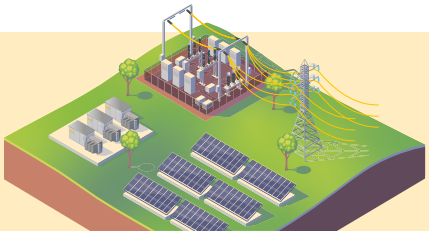

Work in the Solar Industry?

Visit the link to learn how Fluke tools can help with the future of power.

fluke.co/solar

Contact your local distributor for price and availability.

fluke.co/wtb

Fluke TruTest™ Data Management and Reporting Software

The easy-to-use data management solution

Fluke TruTest™ Software is designed to eliminate the hassle associated with traditional solar system data management and reporting. Whether you are analyzing panel efficiency through I-V curves, or safety testing the system through the Category 1 test regime in conformance to IEC 62446-1, proper data management is critical for producing easy-to-understand reports for clients. Compatible with the Fluke SMFT-1000 Multifunction PV Tester and Performance Analyzer, TruTest™ Software allows you to quickly and easily import measurement results directly from your solar multifunction tester to computer, organize and analyze the data, compare individual asset data against previous measurements imported and provide a comprehensive and visual client report.

With a streamlined user interface and intuitive workflow, measurement data can be easily formatted into printable test certificates and reports complete with your company logo and electronic signature.

- Easily manage measurement data
- Quickly create test certificates and reports
- Free updates for 5 years after installation
- Easy data collection and database transfers
- Enables manual data entry
- Intuitive user interface
- Fast and simple operations

System Requirements

Type	Requirement
Operating system	• Microfoft Windows 10, 64-bit and 32-bit (recommended) • Microfoft Windows 8/8.1, 64-bit and 32-bit • Microfoft Windows 7 with Service Pack 1, 64-bit and 32-bit
System memory	Minimum 4 GB RAM (64-bir) or 2 GB RAM (32-bit)
Hard disk space	Minimum 2 GB available hard disk space
Display resolution	Minimum screen resolution 1366 x 768
Communication interfaces	USB

Streamlined data management

Manage test results, client and site data with ease, and create reports quickly using the intuitive, modern user interface and custom-report builder.

Single solar platform

TruTest™ enables solar testing, asset management, data storage and reporting on a single software platform that covers certification and documentation needs.

Dashboard interface

On-screen intuitive dashboard interface allows the user to see the status of all their clients instantly and navigate to further levels of detail if desired.

Comprehensive reporting

Fluke TruTest™ Software simplifies the reporting process so you can produce easy-to understand test certificates and reports as quickly as possible, saving you time and money. Easily visualize the status of assets with clear pass/fail results. Tests in accordance with standards such as IEC 62446-1 and EU directive 2009/104/EC (BetrSichV) are available at the touch of a button, and a pre-configured template ensures that no matter your testing standards TruTest™ Software has you covered.

Demo Software and Software Packages

Free demonstration software is available at www.fluke.com/trutestsoftware. After downloading start the installation by double clicking on the software file. The setup program will guide you through the installation procedure. Please follow the installation instructions displayed on the screen.

After purchasing TruTest™ Lite or TruTest™ Advanced, you will be provided with a code that will give you full access to the features purchased.

solar.flukeindustries.com

Ordering Information

FLK-TRUTEST-LITE	Fluke Trutest Software License Code - Lite
FLK-TRUTEST-ADV	Fluke Trutest Software License Code - Advanced

Contact your local distributor for price and availability.

fluke.co/wtb

Fluke Solar PV Testing Kits

Solar Tools Kit with 87V MAX Digital Multimeter and Solar Test Leads

Solar Tools Kit with 87V MAX Digital Multimeter and Solar Test Leads

The Fluke 87V MAX is the ideal electrical troubleshooting solution for solar inverters, combiner boxes, and battery storage systems. Safely connect the Pomona PVLEAD1 MC4 Test Leads to the meter to validate voltage from individual panels or a series of panels in a photovoltaic (PV) array.

- 4-metre drop tested with industrial casing and holster
- Measure the voltage of PV arrays safely and accurately
- IP67 case for extreme environments
- Meter rated to CAT III 1000 V / CAT IV 600 V
- MC4 test lead sets rated to CAT III 1000 V / CAT IV 600 V
- Three year warranty

Solar Tools Kit with Fluke 393 FC Clamp Meter and Solar Test Leads

Solar Tools Kit with Fluke 393 FC Clamp Meter and Solar Test Leads

The Fluke 393 FC CAT III 1500 V True-RMS Clamp Meter with iFlex is designed for solar photovoltaic installation technicians and maintenance professionals working in high voltage DC environments.

- Measure safely with this CAT III rated clamp meter
- Thin jaw for access to cables in crowded combiner boxes
- Sturdy IP54 rating for outdoor use and on solar arrays
- Work efficiently with DC power measurement, audio polarity, and visual continuity
- Pomona PVLEAD1 and PVLEAD3 Test Lead Sets are rated to CAT III 1000 V / CAT IV 600 V
- Three year warranty

Solar Tools Kit with 393 FC Clamp Meter, Irradiance Meter and Solar Test Leads

Solar Tools Kit with 393 FC Clamp Meter, Irradiance Meter and Solar Test Leads

The Fluke IRR1-SOL Solar Irradiance Meter provides four critical photovoltaic measurements including irradiance, temperature, tilt, and compass orientation required to install, verify, and report on the performance of a photovoltaic systems.

- Measure safely with CAT III 1500 V rated clamp meter
- Thin jaw for access to cables in crowded combiner boxes
- Work efficiently with DC power measurement, audio polarity and visual continuity
- Pomona PVLEAD1 and PVLEAD3 Test Lead Sets are rated to CAT III 1000 V / CAT IV 600 V
- Three year warranty

Specifications: Pomona PVLEAD1 and PVLEAD3 MC4 Solar Clamp Test Lead Set

	Pomona PVLEAD1	Pomona PVLEAD3
	MC4 to 4 mm Test Lead Set	MC4 Solar Clamp Meter Test Lead Set
Contact	Brass, nickel plated	Brass, nickel plated
Length	1524 mm	914.4 mm, 305 mm
Voltage	CAT III 1000 V CAT IV 600 V	
Current	20 amp	
Standards	IEC 61010-031	

Specifications: Fluke FLK-IRR1-SOL Solar Irradiance Meter

	Irradiance	Inclination Angle	Temperature Measurement
Measuring Range	0 to 1400 W/m²	-90° to +90°	-30 °C to 100 °C
Resolution	1 W/m²	0.1°	0.1 °C
Measuring Accuracy	± (5 % + 5 Digit)	± 1.5°@ -50° to +50°, ±2.5° @ -85° to -50° and +50° to +85°, ±3.5° @ -90° to -85° and +85° to +90°	±1 °C @ -10 °C to 75 °C ±2 °C @ -30 °C to -10 °C and 75 °C to 100 °C
IP Protection	IP40		
L x W x H	150 mm x 80 mm x 35 mm		
Weight	231 g		

Included Accessories

Solar Tools Kit with 87V MAX Digital Multimeter and Solar Test Leads: TL175 TwistGuard Test Leads, AC175 Alligator Clips, 80BK-A Temperature Probe, Removable Holster with Test Lead Storage, Three AA Batteries (installed), Pomona PVLEAD1 MC4 to 4mm Test Lead Set, User Manual

Solar Tools Kit with 393 FC Clamp Meter and Solar Test Leads: CAT III 1500V Rated Test Leads with Right Angle Plugs with Safety Caps, iFlex 18-inch Flexible Current Probe, TPAK Magnetic Meter Hanger, Premium Carrying Case, Pomona PVLEAD1 MC4 to 4mm Test Lead Set, Pomona PVLEAD3 Solar Clamp Test Lead Set, User Manual

Solar Tools kit with 393 FC Clamp Meter, Irradiance Meter and Solar Test Leads: CAT III 1500V Rated Test Leads with Right Angle Plugs with Safety Caps, iFlex 18 inch Flexible Current Probe, TPAK Magnetic Meter Hanger, Premium Carrying Case, FLK80PR-IRR External Temperature Probe with Suction Cup, C250 Carrying Case with Shoulder Strap, (4) AA Alkaline Batteries (installed), Pomona PVLEAD1 MC4 to 4mm Test Lead Set, Pomona PVLEAD3 Solar Clamp Test Lead Set, User Manual

Ordering Information

FLK-393FC-PVLEAD	Fluke 393 FC Clamp Meter and MC4 Test Leads Bundle
FLK-393-IRR-PVLEAD	Fluke 393 FC Clamp, IRR1 Irradiance Meter, MC4 Test Leads Bundle
FLK-87V MAX-PVLEAD1	Fluke 87V MAX DMM and PVLEAD1 MC4 Test Leads Bundle

Contact your local distributor for price and availability.

fluke.co/wtb

Fluke FEV300 Electric Vehicle Charging Station Adapter

Fluke FEV300

Test and troubleshoot the functionality and safety of electric vehicle power supply equipment

The Fluke FEV300 Electric Vehicle Charging Station Test Adapter simulates the presence of an electric vehicle, allowing you to conduct safety and functionality tests in combination with appropriate test instruments such as installation testers (for example the Fluke 1664 FC Installation Multifunction Tester), digital multimeters (such as the Fluke 87V MAX Industrial Multimeter) or oscilloscopes (such as the Fluke 120B Series Industrial ScopeMeter®). With the FEV300 Adapter Kit, charging stations can be tested in accordance with IEC/EN 61851-1 and IEC/HD 60364-7-722.

The Fluke FEV300 is designed for electricians and technicians that install electric vehicle charging stations to verify the station is working properly after installation, during periodic maintenance, or when troubleshooting.

- Suitable for AC charging stations with mode 3 and connector Type 1 and Type 2
- Enables you to test in a safer manner compliant to the required standard. Eg AS3000
- Use the PE Pre-Test safety feature to test the PE conductor for dangerous voltage against earth
- Use the CP control pilot for vehicle simulation and PP Proximity Pilot for cable simulation
- Includes measuring terminals L1, L2, L3, N and PE to connect a test device such as an installation tester to perform safety and functional tests
- IP54 rating for limited dust ingress and water splash protection
- Three year warranty

Specifcations	FEV300
Input voltage	Up to 250 V (single phase system) / up to 480 V (three phase system), 50/60 Hz, max 10 A
EV connector (Type 2)	AC charging mode 3, suitable to IEC 62196-2 type 2 socket outlet or fixed cable with vehicle connector (type 2, 7P three-phase)
EV connector (Type 1)	AC charging mode 3, suitable to IEC 62196-2 type 1 or SAE J1772 with vehicle connector (type 1, 5P single-phase)
Operating temperature	-20°C to 40°C
Storage temperature	-20°C to 50°C
Operating humidity range	10% to 85% relative humidity non-condensing
Storage relative humidity	0% to 85% non-condensing
Dimensions (H × W × D)	Approx. 220 mm x 110 mm x 45 mm without cable assembly
Weight	Approx. 2 kg
Safety standards	IEC 61010-1, Pollution Degree 2 IEC 61010-2-030
Measurement category	CAT II 250 V
IP protection class	IP54

Recommended Accessories

Type 1 Connector
Type 1 plug vehicle connector

Recommended Kits

Bundle & Save

Fluke FEV300 with Type 1 and 2 Connector

Fluke FEV300 with Type 2 Connector

Fluke FEV300 with 1664 FC

For more details see page 193

Included Accessories

FLK-FEV300/TY2 & TY1: FEV300 Type 2 & Type 1 Connector, Soft Carrying Case, User Manual

FLK-FEV300/TY2: FEV300 Type 2 Connector, Soft Carrying Case, User Manual

FLK-FEV300/Kit: FEV300 Type 2 Connector, Soft Carrying Case, User Manual

Ordering Information

FLK-FEV300/ TY1 & TY2	Test Adapter w/ Type 1 & 2 Connector
FLK-FEV300/ TY2	Test Adapter w/ Type 2 Connector
FLK-FEV300/ Kit	Test Adapter w/ 1664 FC

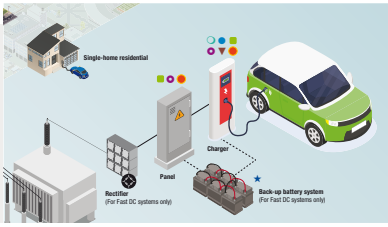

Work in the eMobility and EVSE solutions Industry?

Visit us to learn how Fluke tools can help with eMobility and EVSE solutions.

fluke.co/ emobility

Contact your local distributor for price and availability.

fluke.co/wtb

NEW

Fluke FEV350 EV Charging Station Analyser

Fluke FEV350 EV Charging Station Analyser Type 2
NEW

Fluke FEV350 EV Charging Station Analyser Type 1 + Type 2
NEW

Fluke FEV350 EV Charging Station Analyser Type 2 PRO
NEW

Fluke FEV350 EV Charging Station Analyser Type 1 + Type 2 PRO
NEW

A complete solution testing of AC EV charging stations with Type 2 or Type 1 connectors

The NEW Fluke FEV350 EV Charging Station Analyser is a complete solution for safety and performance testing of AC EV charging stations with Type 2 or Type 1 connectors. It was designed for technicians who are required to perform and document multiple tests quickly and efficiently without carrying multiple tools. The range of measurements performed by the FEV350 include PE (protective) earth pre-test, visual inspection, 30 mA RCD + 6 mA RDC-DD trip test, nominal voltage + phase sequence, auto control pilot (CP) with waveform analysis, proximity pilot, and error testing. There are also other supported measurements that can be performed with this tool. Another key feature of the FEV350 is the TruTest™ EV Charging software module included with the device for documentation and reporting. The FEV350 EV Charging Station Analyser is designed in accordance with IEC/EN 61851-1, IEC/HD 60364-7-722 and AS 3000.

- PE (protective) earth pre-test to ensure no dangerous voltage is present
- 30 mA RCD + 6 mA RDC-DD trip test
- Nominal voltage + phase sequence
- Auto control pilot (CP) with waveform analysis
- Proximity pilot
- Earth bond
- Insulation
- Loop/line impedance
- Two year factory warranty

Features	Fluke FEV350
Input electrical ratings	1 : 250 V max 3 : 230/400V, 50/60 Hz, max 1A
Internal power consumption	3W max
Size (H x W x D)	~(263 mm x 123 mm x 63 mm) without the TY1 or TY2 plug
Battery	4 x AA/IEC LR6 alkaline or IEC HR6 NiMH
Temperature	
Operating	-10 °C to 40 °C
Storage	-20 °C to 50 °C
Relative Humidity	
Operating	10 % to 85 %, 0 °C to 40 °C, non-condensing
Storage	up to 95 %
Wireless Radio, Bluetooth 5.0	
Frequency range	2412 MHz to 2462 MHz
Output power	<100mW
Altitude	3000m
Safety	IEC 61010-1: Pollution Degree 2, IEC 61010-2-030, CAT II 300 V, Protection Class II
Performance	IEC 61557-1, IEC 61557-6, IEC 61557-7, IEC 61557-10
Ingress protection	IEC 60529: IP40

Recommended Accessories

Type 1 Connector
Type 1 plug vehicle connector

Type 2 Connector
Type 2 plug vehicle connector

Included Accessories

FLK-FEV350/TY2/TY1:
FLK-FEV350/BASIC Test Analyser, Type 1 and Type 2 Adapter, Type 1 and Type 2 Zero Adapter, TPAK Magnetic Hanger, Soft Carrying Bag

FLK-FEV350/TY2:
FLK-FEV350/BASIC Test Analyser, Type 2 Adapter, Type 2 Zero Adapter, TPAK Magnetic Hanger, Soft Carrying Bag

FEV350/TY2/TY1 PRO:
FLK-FEV350/BASIC Test Analyser, Type 1 and Type 2 Adapter, Type 1 and Type 2 Zero Adapter, TPAK Magnetic Hanger, Soft Carrying Bag, TruTest™ Software License

FLK-FEV350/TY2 PRO:
FLK-FEV350/BASIC Test Analyser, Type 2 Adapter, Type 2 Zero Adapter, TPAK Magnetic Hanger, Soft Carrying Bag, TruTest™ Software License

Ordering Information

FLK-FEV350/ BASIC	EV Charging Station Analyser, INTL
FLK-FEV350/ TY2/TY1	EV Charging Station Analyser w/Type 1 & 2 Plug, INTL
FLK-FEV350/ TY2	EV Charging Station Analyser w/Type 2 Plug, INTL
FLK-FEV350/ TY2/TY1 PRO	FLK-FEV350/TY2 & TY1 + TruTest
FLK-FEV350/ TY2 PRO	FLK-FEV350/TY2 + TruTest
FLK-ZERO ADAPTER/ TY2	TY2 Zero Adapter
FLK-ZERO ADAPTER/ TY1	TY1 Zero Adapte

Contact your local distributor for price and availability.

fluke.co/wtb

NEW

Fluke PVA-1500 Series PV Analyser, I-V Curve Tracer

Fluke PVA-1500T2 I-V Curve Tracer
NEW

Fluke PVA-1500HE2 I-V Curve Tracer
NEW

Powerful and efficient solution designed for I-V curve tracing and PV performance verification

The Fluke Solmetric PVA-1500 is a cutting-edge I-V curve analyser kit designed to ensure accurate energy measurement and optimal system function. With this high-precision testing equipment, you can reliably assess the health and efficiency of your solar modules, making informed decisions to enhance their output and longevity.

The PVA-1500 offers an array of advanced features, including high throughput I-V curve tracing, providing quick and detailed performance data. Its intuitive user interface enables easy navigation and real-time analysis, allowing for immediate identification of potential issues. By pinpointing problems early, you can maximise your solar energy production and minimise downtime.

- Advanced built-in PV model provides immediate PV performance checking
- Sweep-to-sweep delay of 9 seconds to measure 3.5MW in < 1hr
- Uninterrupted measurements even in hot environments
- Automates data management, analysis, and reporting with included software
- Database of more than 70,000 modules with automatic updates
- Wireless interfaces for faster setup, safer work environment, and freedom of movement during PV troubleshooting
- In-the-field firmware update ready
- One year factory warranty

Features	PVA-1500T2	PVA-1500HE2
Voltage Range (Voc)	20 to 1500V DC	
Voltage Accuracy	±(0.5% + 0.25V)	
Current Accuracy	±(0.5% + 0.04A)	
Power Accuracy	±(1.7% + 1.0W) (current ≥3A, module efficiency <19%)	
I-V Trace Points	100 or 500 (selectable)	
I-V Sweep Duration	0.05 to 2 seconds (typically 0.2 seconds for PV strings)	
Operating Temperature (ambient)	0 to 45 °C	
Safety and Regulatory	CAT III 1500V, CE, UKCA, TUV	
Maximum Current (Isc)		
Module Efficiency <19%	30A DC	
Module Efficiency ≥19%	10A DC	30A DC
Measurement Throughput		
Sweep-to-sweep delay (@VOC ≤ 1350V)	<9 seconds	
Max number of I-V sweeps per hour (@VOC ≤ 1350V)	400 sweeps/hr	
Max megawatts measured per hour	3.5 MW/hr	
Thermal Capacity - Number of I-V sweeps before the PVA must cool down		
25 °C Ambient, 9 or 18 second sweep-to-sweep delay	Unlimited	
45 °C Ambient, 18 second sweep-to-sweep delay	550	
45 °C Ambient, 9 second sweep-to-sweep delay	330	

Included Accessories

Fluke-PVA-1500 HE2: PVA (Type HE2) Unit, SolSensor™ and Clamp, Windows Application, Alligator Test Leads, MC4 Disconnect Tool, Chargers, Data Analysis Tool (DAT), 2x Thermocouples, Adhesive Disks, Sensor Cleaning Supplies, Transit Case

Fluke-PVA-1500 T2: PVA (Type T2) Unit, SolSensor™ and Clamp, Windows Application, Alligator Test Leads, MC4 Disconnect Tool, Chargers, Data Analysis Tool (DAT), 2x Thermocouples, Adhesive Disks, Sensor Cleaning Supplies, Soft Case

Ordering Information

FLUKE-PVA-1500HE2	Solmetric PV Analyser High Efficiency IV Curve Tracer
FLUKE-PVA-1500T2	Solmetric PV Analyser IV Curve Tracer

Contact your local distributor for price and availability.

fluke.co/wtb

Environmental Testing

To maintain acceptable temperature, humidity and ventilation levels for occupant health and comfort, to help regulate building health and manage increasing energy costs, you can rely on Fluke's range of HVAC & environmental testing equipment to get the job done.

Indoor Air Quality Meter Selection Guide

Models	Fluke 972B	Fluke 922	Fluke 985	Fluke CO-220
Record storage	99	99	10,000	
Downloadable data	No	No	USB or Ethernet	No
Battery type	(2) AAA	(4) AA	Rechargeable Li-Ion 7.4 V 2600 mAh	(1) 9V
Warranty	1 year	2 years	1 year	1 year
Indoor air diagnostic applications				
Air velocity		•		
Air pressure		•		
Air flow (volume)		•		
Carbon dioxide				
Carbon monoxide				•
Temperature	•	•		
Humidity	•	•		
Dew point/wet bulb	•			
Particle concentration counting			•	
Air pressure/air velocity/air flow				
Air pressure range		±4000 Pascals/±16 in H_2O/±400 mm H_2O/±40 m bar/±0.6 psi		
Air pressure accuracy		±1% + 1 Pascal/±1% + 0.01 in H_2O/±1% + 0.1 mm H_2O/±1% + 0.01 m bar/±1% + 0.0001 psi		
Air velocity range		250 to 16,000 fpm/1 to 80 m/s		
Air velocity accuracy		±2.5% of reading at 2000 fpm (10.00 m/s)		
Air flow (volume) range		0 to 99,999 cfm		
Air flow (volume) accuracy		Accuracy is a function of velocity and duct size		
Temperature relative humidity				
Temperature range	-30.0 °C to 70.0 °C (internal sensor); -40.0 °C to 100°C (external sensor)	0°C to 50°C (32°F to 122°F)		
Temperature accuracy	Internal sensor: ±0.4 °C (-30 °C to 70 °C) External sensor: ±0.4 °C (-40 °C to 90 °C); ±0.5 °C (90 °C to 100 °C)	0°C to 50°C (±.01°C)		
Relative humidity range	5% to 95% RH	0% to 90% RH		
Relative humidity accuracy	±3% RH (20% RH to 80% RH @ 25 °C) ± 5% RH (< 20% RH, > 80 % RH @ 25 °C)	0% to 90% RH @ 23°C (±2.0% RH)		
Carbon dioxide/carbon monoxide				
Carbon dioxide range				
Carbon dioxide accuracy				
Carbon monoxide range				0 to 1000 ppm
Carbon monoxide accuracy				5% or ±2 PPM
Particle counting				
Flow rate			2.83 L/min (0.1 cfm)	
Particle size range			0.3 µm - 10.0 µm (6 channel)	
Cound modes			Raw counts, #/m³, #/ft³, #/liter in Cumulative or Differential mode	
Counting efficiency			50% @ 0.3 µm; 100% for particles > 0.45 µm (per ISO 21501)	
Concentration limits			10% @ 4,000,000 particles per ft³ (per ISO 21501)	

Fluke 922 Airflow Meter/Micromanometer

Fluke 922

The Fluke 922 helps you analyse airflow easily

The Fluke 922 makes airflow measurements easy by combining three tools: differential pressure, airflow, and velocity into a single, rugged meter. The 922 was designed and built for how (and where) you do your job, with performance, ruggedness and ease of use, setting the Fluke 922 apart from the competition. The bright white display and ruggedised holster and wrist strap let you take the Fluke 922 into less than ideal environments. The colour-coded hoses help you keep track of where your readings are coming from. The simple, intuitive interface means you can measure pressure, velocity, or airflow at the push of a button.

- Powerful meter provides differential and static pressure, air velocity and flow readings
- Convenient coloured hoses help proper interpretation of pressure readings
- Easy to use without sacrificing performance
- Bright, backlit display for clear viewing
- User-defined duct shape and size for maximum airflow accuracy
- Resolution down to 0.001 in H20
- 99 point data storage capacity
- Min/Max/Average/Hold functions for easy data analysis
- Auto power off saves battery life
- Two year warranty

Use the Fluke 922 Micromanometer to:

- Measure pressure drops across key HVAC equipment to drive peak performance and extend equipment life
- Match ventilation to occupant loads
- Monitor indoor vs. outdoor pressure relationships and manage the building envelope
- Promote indoor comfort and quality
- Perform duct traversals for accurate airflow readings

Specifications	922
Operating Temperature	0°C to +50°C
Storage Temperature	-40°C to +60°C
Operating Relative Humidity	Non condensing (< 10°C) 90% RH (10°C to 30°C) 75% RH (30°C to 40°C) 45% RH (40°C to 50°C) without Condensation
IP Rating	IP40
Operating Altitude	2000 m
Storage Altitude	12000 m
EMI, RFI, EMC	Meets requirements for EN61326-1
Vibration	MIL-PREF-28800F, Class 3
Max Pressure at Each Port	10 PSI
Data storage	99 readings
Size (HxWxD)	175 mm × 77.5 mm × 41.9 mm
Weight	0.64 kg
Battery	Four AA batteries
Battery Life	375 hours without backlight, 80 hours with backlight

	Range	Accuracy
Air pressure	±4000 Pa ±16 in H20 ±400 mm H20 ±40 mbar ±0.6 PSI	±1% + 1 Pa ±1% + 0.01 in H20 ±1% + 0.1 mm H20 ±1% + 0.01 mbar ±1% + 0.0001 PSI
Air velocity	250 fpm to 16,000 fpm (1 to 80 m/s)	±2.5% of reading at 2000 fpm (10.00 m/s)
Air flow (volume)	0 to 99,999 cfm 0 to 99,999 m^3/hr 0 to 99,999 l/s	Accuracy is a function of velocity and duct size
Temperature	0°C to 50°C	0.1°C

Recommended Accessories

PT12
Pitot Tube 30.48 cm

TPAK
Magnetic Meter Hanger
See page 176

CXT170
Extreme Case
See page 176

Recommended Kits

Bundle & Save

Fluke 922 Airflow Meter/ Micromanometer Kit
For more details see page 192

Included Accessories

Fluke 922: Two Rubber Hoses, Wrist Strap, Four AA Batteries 1.5 V Alkaline, User Manual and Soft Carrying Case.

Fluke 922 Kit: Fluke 922 Airflow Meter, 30.48 cm Pitot Tube, ToolPak, Two Rubber Hoses, Wrist Strap, Four AA Batteries, User Manual and Hard Carrying Case.

Ordering Information

FLUKE-922	Airflow Meter
FLUKE-922/KIT	Airflow Meter Kit

Contact your local distributor for price and availability.

fluke.co/wtb

Fluke 985 Airborne Particle Counter

Fluke 985

Troubleshooting indoor air quality made easy

The Fluke 985 Particle Counter is ideal for troubleshooting and monitoring indoor air quality issues and verifying HVAC filter performance in critical locations. With its easy to read and fully configurable channel display, lightweight yet rugged form and highly accurate measurements, the Fluke 985 is the perfect tool for the maintenance, HVAC, and IAQ professional.

- **Six channels and particle size range of 0.3 µm to 10.0 µm:** Assures accurate measurements even for critical locations requiring ISO Class 5 – 9 certification
- **Ultra-lightweight and ergonomic design:** Promises easy single-hand operation in tight or awkward spaces with less operator fatigue
- **Long battery life:** Ten hours of standard-use battery life to last a full work day
- **Large 3.5 inch QVGC colour display:** Easy navigation and viewing with the intuitive icons and large font options
- **10,000 record storage:** Quick access to historical data
- **On-screen data presentation:** Data can be viewed in a traditional tabular or trend graph view at the user's preference
- **Personalised setting and configurations:** Customisable settings for the display, sample methods, and alarm settings for sample count
- **Data export options:** Download data to a PC using a USB memory stick, USB cable or Ethernet connection. No special software is required to download or view data
- **Option password control:** Confirms security when required
- **USB/Ethernet charge cradle:** Assures device is always ready to go when needed
- One year warranty

Specifications	985
Channels	0.3 µm, 0.5 µm, 1.0 µm, 2.0 µm, 5.0 µm, 10.0 µm
Flow rate	0.1 cfm (2.83 L/min)
Light source	775 nm to 795 nm, 90mW class 3B laser
Count modes	Raw counts, #/m^3, #/ft^3, #/liter in Cumulative or Differential mode
Counting efficiency	50% @ 0.3 µm; 100% for particles > 0.45 µm (per ISO 21501)
Zero count	1 count/5 minute (JIS B9921)
Concentration limits	10% at 4,000,000 particles per ft3 (per ISO 21501)
Data storage	10,000 records (rotating buffer)
Alarms	Counts, low battery, sensor fail
Delay time	0 to 24 hours
Sample inlet	Isokinetic probe
Security	Administrator password control (optional)
Communication mode	USB or Etheret
Calibration	PSL particles in air (NIST traceable)
Size (HxWxD)	272 mm × 99 mm × 53 mm
Weight	0.68 kg
Power adapter	100 V AC to 240 V AC, 12 V DC, 2.5 A
Rechargeable battery	Li-ion 7.4 V 2600 mAh; 10 hours typical use (5 hours continuous sampling) / 3.5 hours)
Operating environment	10°C to 40°C / < 95% non-condensing relative humidity
Storage environment	-10°C to 50°C /Up to 98% non-condensing relative humidity

Specialty Model

CO-220 Carbon Monoxide Meter

Measures CO levels in industrial environments, commercial or residential buildings where accumulation of combustion gas is possible.

- Stand-alone CO meter that does not require a digital multimeter
- Large backlit LCD displays CO levels from 0 ppm to 999ppm
- Beeper triggers with increasing frequency as CO levels rise
- MAX hold function stores and displays the maximum CO level
- Automatic sensor zeroing and self-test upon startup

For more information, go to ***fluke.com/en-au/co-220***

CO-205 Aspirator Kit

The CO-205 flue gas sampling accessory kit contains all the components necessary to provide a clean sample for the Fluke family of gas measuring devices.

The CO-205 Accessory Kit includes:

- Stainless steel sampling tube
- Industrial-grade hand operated aspirator to draw flue sample
- Easily replaceable particulate filter
- Specially designed nose cap for connection to the Fluke CO-220

Included Accessories

Fluke 985: Cradle for charging and USB and Ethernet Communications, ENET CAT5E 7-foot Cable, USB-A Cable to Mini-B 6-foot Cable, 12V DC Power Supply, Zero Count Inlet-Filter, Filter Adapter, Sample Inlet Protective Cap, Hard Case, Getting Started Manual and User Manual (CD).

Fluke CO-220: C50 Soft Carrying Case and Battery.

Ordering Information

FLUKE-985	Particle Counter
FLUKE-CO-220	Carbon Monoxide Meter
FLUKE-CO-205	Aspirator Kit

Fluke 972B with 972ES Temperature Humidity Meter

Fluke 972B

The Fluke 972B Temperature Humidity Meter can quickly and easily collect accurate humidity and temperature data. It features streamlined industrial design and is comfortable to hold. The Fluke 972B is an indispensable environmental monitoring tool for facility maintenance and engineering technicians, HVAC service contractors, R&D and manufacturing engineers, and professionals involved in indoor air quality (IAQ) assessments. The additional 972ES External sensor can be used to extent the temperature measuring range and access hard to reach places. Available with internal and external probes for varied applications

- Accuracy of ± 0.4 °C and ± 3% RH, to meet industrial grade testing requirements
- 99 sets of stored data, easy to review (Fluke 972B only)
- Comfortable grip and ergonomic design
- Reinforced sensor protective cover for worry-free operation
- One Year Warranty

Specification		972B	972ES
Temperature Range		-30.0 °C to 70.0 °C (internal sensor); -40.0 °C to 100°C (external sensor)	-40.0 °C to 100 °C
Temperature Accuracy		Internal sensor: ±0.4 °C (-30 °C to 70 °C) External sensor: ±0.4 °C (-40 °C to 90 °C); ±0.5 °C (90 °C to 100 °C)	±0.4 °C (-40 °C to 90 °C); ± 0.5 °C (90 °C to 100 °C)
Temperature Resolution		0.1 °C	
Dew Point Temperature	Range	-40.0 °C to 100 °C	N/A
	Resolution	0.1 °C	
Wet Bulb Temperature	Range	-20.0 °C to 60.0 °C	N/A
	Resolution	0.1 °C	
Humidity	Range	0% to 99.9% RH	
	Accuracy	±3% RH (20% RH to 80% RH @ 25 °C) ± 5% RH (< 20% RH, > 80 % RH @ 25 °C)	
	Resolution	0.1% RH	
Date Storage		Yes. Up to 99 sets	N/A
Dimensions (L x W x H)		211 × 58 × 40 mm	264 × 33 × 28 mm
IP Rating		IEC 60529: IP30, non-operating	

Recommended Accessories

972ES
FLUKE-972ES,
External Sensor For FLUKE-972

Included Accessories

Fluke 972ES External Sensor, Black Soft Case.

Ordering Information

Fluke-972B Temperature Humidity Meter, with External Sensor

Contact your local distributor for price and availability.

fluke.co/wtb

Fluke 930 Non-Contact & 931 Dual-Purpose Tachometers

Fluke 931

Where equipment needs quick troubleshooting to diagnose problems, the Fluke 930 or 931 is the right tool for the job. The Fluke 930 is equivalent to a Fluke 931 with the ability to measure via stroboscope in non-contact mode only. With the ability for contact measurement and non-contact combined, the Fluke 931 provides greater flexibility.

- Signal detection reminder minimises false readings
- Maximum/Minimum/Average value and final readings
- Easily switch between contact and non-contact measurement modes (Fluke 931 only)
- Includes different speed measuring heads to adapt to different measurement occasions (Fluke 931 only)
- One year warranty

Fluke 925 Vane Anemometer

Fluke 925

Easy-to-use and economical anemometer

The Fluke 925 is an economical and durable vane anemometer designed to conveniently measure wind speed, air flow and wind temperature. With a separate air flow sensor and display, it provides the user the flexibility to measure air flow in a variety of locations. Vane anemometers are well suited to measure air flow in residential and commercial buildings as part of regular maintenance checks.

- Ability to measure wind speed in metres per second
- Data capture using one button and the ability to average multiple readings
- Min and Max alarm setting to alert the user when limits have been met
- Two year warranty

Fluke 941 Light Meter

Fluke 941

The Fluke 941 is a handheld light meter/luminometer than can measure the visible light produced by a variety of light sources, including fluorescent, metal halide, high pressure sodium, or incandescent lamps. The Fluke 941 is a portable tool that measures light up to 20,000 fc (foot-candles) or 200,000 lux with an accuracy of 0.01 fc/lux.

- Measure in lux or foot-candles and switch between display options with one button
- Data hold to freeze reading on the digital display
- Min/Max ability to show high and low readings
- One year warranty

Fluke 945 Sound Meter

Fluke 945

The Fluke 945 Sound Meter has been designed to meet the measurement requirements of Safety Engineers, Health Industrial Safety Officers, and Quality Control Standards across a wide variety of industrial environments.

It offers two types of measurements: A weighting and C weighting. The A weighting is for general noise sound level, and the C weighting is for measuring sound level of acoustic material in various environments. The Fluke 945 conforms to the IEC651 Type 2, ANSI S1.4 Type 2, and JISC1502 requirements for sound level meters.

- Data storage
- Min/Max
- Auto ranging
- One year warranty

Fluke 925 Applications

- Clean rooms or other locations with installed filter systems
- Environmental health and safety personnel, and construction research institutions
- HVAC system suppliers, installers and maintenance technicians
- Food and beverage, pharmaceutical and electronic manufacturing, and building fire protection industries

Fluke 945 Applications

- Sound testing for research environments
- Heavy and light industry sound testing
- Healthcare environment testing
- Safety testing

Included Accessories

Fluke 925: Instruction Guide.

Fluke 930 and 931: 0.1m wheel, conical speed measuring head, inner cone speed measuring head, lengthening rod, 10 reflective strips and 9 V battery, Instruction Guide and User Manual.

Ordering Information

FLUKE-925	Vane Anemometer
FLUKE-930	Non-Contact Tachometer
FLUKE-931	Contact and Non-Contact Dual-Purpose Tachometer
FLUKE-941	Light Meter
FLUKE-945	Sound Meter

Contact your local distributor for price and availability.

fluke.co/wtb

Insulation Testers

Whether you work on motors, generators, cables, or switch gear, the Fluke digital insulation resistance tester range provide noise-free, reliable results. With advanced performance, the insulation tester line is designed to be safe, simple to use and gimmick-free. A perfect solution for insulation testing, troubleshooting, commissioning and preventative maintenance applications.

Insulation Tester Selection Guide

Insulation Test Functions	1503	1507	1577	1587 FC	1587T	1535	1537	1550C	1555
Test Voltages	500 V, 1000 V	50 V, 100 V, 250 V, 500 V, 1000 V	500 V, 1000 V	50 V, 100 V, 250 V, 500 V, 1000 V	50 V, 100 V	250 V, 500 V, 1000 V, 2500 V	250 V, 500 V, 1000 V, 2500 V	250 V, 500 V, 1000 V, 2500 V, 5000 V	250 V, 500 V, 1000 V, 2500 V, 5000 V, 10 000 V
Insulation Resistance Test Range	0.1 MΩ – 2 GΩ	0.01 MΩ – 10 GΩ	0.1 MΩ – 600 MΩ	0.01 MΩ – 2 GΩ	0.01 MΩ – 100 MΩ	200 KΩ – 500 GΩ	200 KΩ – 500 GΩ	200 KΩ – 1 TΩ	200 KΩ – 2 TΩ
Polarisation Index/Dielectric Absorption Ratio		●		●		●	●	●	●
Auto Discharge	●	●	●	●	●	●	●	●	●
Time Ramp Test (Breakdown)								●	●
Pass/Fail Comparison		●					●		
Estimated Number of Insulation resistance Tests	1000	1000	1000	1000	1000			1000 @ 5000 V	1000 @ 10 000 V
Voltage >30 V Warning	●	●	●	●	●			●	●
Memory				●			●	(99 locations)	(99 locations)
Remote Test Probe	●	●	●	●	●				
Lo Ohms	●	●							
Display	Digital LCD	Digital LCD	Digital LCD	Digital LCD	Digital LCD	LCD / Analogue Bar Graph	LCD / Analogue Bar Graph	LCD / Analogue Bar Graph	LCD / Analogue Bar Graph
Continuity	(200 mA)	(200 mA)	●	●	●		●		
Multimeter Functionality									
AC/DC Volts	●	●	●	●	●		●		
Current			●	●	●				
Resistance	●	●	●	●	●		●		
Temperature (contact)				●	●		●		
Temperature Compensation				●					
Lo-Pass Filter				●	●				
Capacitance				●	●			●	●
Diode Test				●	●				
Frequency				●	●				
MIN/MAX				●	●				
Fluke Connect® enabled				●				●+	●+
Other									
Hold/Lock	●	●	●	●	●			●	●
Backlight	●	●	●	●	●				
Software							●	●	●
Warranty (in years)	1	1	3	3	3	1	3	3	3
Battery	4× AA (NEDA 15 A or IEC LR6)	4× AA (NEDA 15 A or IEC LR6)	4× AA (NEDA 15 A or IEC LR6)	4× AA (NEDA 15 A or IEC LR6)	4× AA (NEDA 15 A or IEC LR6)	8× AA (IEC LR6)	8× AA (IEC LR6)	Rechargeable	Rechargeable

+ With Fluke IR FC Connector.

Fluke 1587 FC and 1577 Insulation Multimeters

Fluke 1587 FC

Fluke 1577

Two powerful tools in one.

The Fluke 1587 FC and 1577 Insulation Multimeters combine a digital 1 kV insulation tester with a full-featured, true-RMS digital multimeter in a single compact, handheld unit, which provides maximum versatility for both troubleshooting and preventive maintenance.

- Insulation test (1587 FC: 0.01 MΩ to 2 GΩ) (1577: 0.1 MΩ to 600 MΩ)
- Insulation test voltages (1587 FC: 50 V, 100 V, 250 V, 500 V, 1000 V), (1577: 500 V, 1000 V) for many applications
- Live circuit detection prevents insulation test if voltage > 30 V is detected for added user protection
- Auto-discharge of capacitive voltage for added user protection
- Filter for motor drive measurements (1587 FC only)
- AC/DC voltage, DC millivolts, AC/DC milliamps, resistance (Ω), and continuity
- Capacitance, diode test, temperature, Min/Max, and frequency (Hz) (1587 FC only)
- Auto power off to save battery power
- Large display with backlight and large digits
- Included accessories: Remote probe, test leads and probes, alligator clips, (Type K thermocouple, 1587 FC only)
- Accepts optional Fluke TPAK magnetic hanging system to free your hands for other work
- Rugged, utility hard case allows you to bring everything you need for the job
- Three year warranty

The Fluke 1587 FC Insulation Multimeter adds four powerful diagnostic functions through the Fluke Connect® Measurements app:

- PI/DAR timed ratio tests with TrendIt™ graphs identifies moisture and contaminated insulation problems faster
- Memory storage through Fluke Connect® eliminates writing down results, reduces errors and saves data for historical tracking over time
- Temperature Compensation through app for establishing accurate baselines and relevant historical comparisons

Specifications	1587 FC	1577
Insulation test voltages 50 V, 100 V, 250 V, 500 V, 1000 V	●	
Insulation test voltages 500 V, 1000 V		●
Insulation resistance	0.01 MΩ to 2.0 GΩ	0.1 MΩ to 600 MΩ
Auto-discharge of capacitive voltage	●	●
Insulation test smoothing reading	●	
Frequency	●	
Capacitance	●	
Diode test	●	
Temperature	●	
Min/Max	●	
Low-pass filter (for work on VSDs)	●	
AC/DC voltage	●	●
DC millivolts	●	●
AC/DC milliamps	●	●
Resistance	0.1 Ω to 50 MΩ	0.1 Ω to 50 MΩ
Continuity	●	●
Remote probe, test leads, alligator clips	●	●
Type K thermocouple	●	
Rugged, utility hard case	●	●
Auto power off	●	●

Recommended Accessories

TPAK
Magnetic Meter Hanger
See page 178

i400
AC Current Clamp
See page 184

C101
Universal Carrying Case
See page 178

TL27
Heavy Duty Test Leads
See page 166

Recommended Kits

Bundle & Save

Fluke 1587/i400 Current Clamp FC Kit

Fluke 1587 FC Advanced Electrical Troubleshooting Kit

Fluke 1587 FC/MDT Advanced Motor and Drive Troubleshooting Kit

For more details see page 193

Included Accessories

Remote Probe, Test Leads, Alligator Clips, K-type Thermocouple (1587 FC only), Hard Case, User Documentation.

Ordering Information

FLUKE-1577	Insulation Multimeter
FLUKE-1587T	Telecommunications Insulation Multimeter
FLUKE-1587FC	Insulation Multimeter with Fluke Connect®
FLUKE-1587/MDT FC Kit	FC 2-in-1 Adv Motor & Drive Kit w/ 9040, i400
FLUKE-1587/I400 FC KIT	FC 2-in-1 Insulation Multimeter with i400
1587KIT/62MAX+FC	FC 2-in-1 Adv Elec Kit w/62MAX+ i400

Contact your local distributor for price and availability.

fluke.co/wtb

Fluke 1535 and 1537 Insulation Resistance Testers

Fluke 1537

Fluke 1535

Quick, safe and accurate testing.

Perform insulation tests quickly, safely and accurately with the new Fluke 1535 and Fluke 1537. These models also come with advanced features and functions like analog bar graph, ramp voltage, polarity index, Dielectric Absorption Ratio, and Dielectric Discharge (Fluke 1537) test, which help to effectively find defects such as insulation breakdown, severe overheating and equipment ageing.

- Preset test voltage: 250 V, 500 V, 1000 V, 2500 V
- Insulation measurement: 200 kΩ to 500 GΩ
- Automatically calculate Polarity Index (PI) and Dielectric Absorption Ratio (DAR)
- Digitalised insulation test with analogue bar graph
- Automatically calculate Dielectric Discharge (DD) with Fluke 1537
- 5mA shortage current ensures faster and reliable test result (Fluke 1537)
- Three year warranty (1537), one year warranty (1535)

Features	1535	1537
Basic Insulation Features		
Insulation test voltage (preset): 250 V, 500 V, 1000 V, 2500 V	●	●
Insulation test voltage trim		●
Step mode (100 V/s)		●
Insulation test: 200 kΩ to 500 GΩ	●	●
Shortage current	2 mA	5 mA
Auto-discharge of capacitive voltage	●	●
Advanced Analysis of Insulation Performance		
Polarity Index (PI)	●	●
Dielectric Absorption Ratio (DAR)	●	●
Dielectric Discharge (DD)		●
Breakdown voltage indicator		●
Comparison of insulation test results		●
Timed test		●
Multimeter		
AC voltage		●
DC voltage		●
Resistance		●
Continuity		●

Fluke 1535 & 1537 Insulation Resistance Testers							
Range	200 kΩ to 500 kΩ	0.50 MΩ to 5.00 MΩ	5.0 MΩ to 50.0 MΩ	50 MΩ to 500 MΩ	0.5 GΩ to 5.00 GΩ	5.0 GΩ to 50.0 GΩ	50 GΩ to 500 GΩ
Resolution	1 kΩ	10 kΩ	100 kΩ	1 MΩ	10 MΩ	500 MΩ	5 GΩ
Accuracy	5%	5%	5%	5%	5%	5% to 20%	20%
Leakage Current measurement							
Range	1 nA to 1 mA						
Accuracy	±(0% + 2 nA)						
Capacitance measurement							
Range	0.01 µF to 2.00 µF						
Accuracy	±(15% rdg + 0.03 µF)						
Test voltage for insulation resistance							
Range	250 V to 2500 V						
Accuracy	±(3% + 3 V)						

Recommended Accessories

TL1550B
Test Lead Set
with Alligator Clips

Fluke 1537 with included accessories

Included Accessories

Test Lead Set with Alligator Clips (Red, Black, Green), Test Probes (Red, Black), Soft Carrying Case, USB Cable (1537 only).

Ordering Information

FLUKE-1535/APAC	2500 V Insulation Tester
FLUKE-1537/APAC	2500 V Advanced Insulation Tester

Contact your local distributor for price and availability.

fluke.co/wtb

Fluke 1507 and 1503 Insulation Resistance Testers

Fluke 1507

Fluke 1503

These lightweight, affordable insulation testers are perfect for troubleshooting, commissioning and preventive maintenance applications.

- Automatic calculation of polarisation index and dialectric absorption ratio (1507 only)
- Multiple test voltages: 50 V, 100 V, 250 V, 500 V, 1000 V (1507 only)
- Remote test probe for rapid testing
- Insulation test range 0.01 MΩ to 10 GΩ (1507), 0.1 MΩ to 2000 MΩ (1503)
- Compare (Pass/Fail) function for repetitive tests (1507 only)
- Live circuit detection prevents insulation test if voltage > 30 V is detected
- Auto-discharge of capacitive voltage
- AC/DC voltage: 0.1 V to 600 V
- Lo ohms/Earth-bond continuity (200 mA) for checking connections and motor windings
- Resistance: 0.01 Ω to 20.00 Ω
- One year warranty

Features	1503	1507
User selectable test voltages for many applications	•	•
Additional test voltages 50 V, 100 V, 250 V		•
Special remote control probe for easy and safe measurements	•	•
Auto-discharge of capacitive voltage for added user protection	•	•
Live circuit detection prevents insulation test if voltage > 30 V is detected for added user protection	•	•
Save both time and money with Automatic calculation of Polarisation Index and Dielectric Absorption Ratio		•
Auto Power off to save batteries	•	•
Large display with backlight	•	•
Continuity function (200 mA)	•	•
Compare function (pass/fail) for fast repetitive tests		•

Insulation	1503	1507
Insulation test range	0.1 MΩ to 2000 MΩ	0.01 MΩ to 10 GΩ
Test voltages	500 V, 1000 V	50 V, 100 V, 250 V, 500 V, 1000 V
Test voltage accuracy	+ 20%, - 0%	+ 20%, - 0%
Insulation test current	1 mA nominal	1 mA nominal
AC/DC Voltage measurement	600 V (0.1 V resolution)	600 V (0.1 V resolution)
Resistance measurement range	0.01 Ω to 20 kΩ	0.01 Ω to 20 kΩ
Auto discharge	Discharge time < 0.5 second for C = 1 µF or less	Discharge time < 0.5 second for C = 1 µF or less
Maximum capacitive load	Up to 1 µF	Up to 1 µF
Open circuit test voltage	> 4 V , < 8 V	> 4 V , < 8 V
Short circuit current	> 200 mA	> 200 mA
General		
Battery life	Meter: 1000 hours Insulation Test: >1000 tests	
Size (HxWxD)	203 mm × 100 mm × 50 mm	
Weight	0.55 kg	

Recommended Accessories

TPAK
Magnetic Meter Hanger
See page 176

TLK289
Industrial Master Test Lead Set
See page 167

TL27
Heavy Duty Test Lead Set
See page 164

C116
Soft Carrying Case
See page 175

C101
Hard Case
See page 176

Fluke 1507/1503 Applications

Insulation test at a distribution panel

Wiring test in a small distribution box – all in one spot

Included Accessories

TL224 Test Leads, TP74 Test Probes, Clips PN 1958654 (red) and PN 1958646 (black), Holster, Remote Probe and User Manual.

Ordering Information

FLUKE-1507 Insulation Tester

FLUKE-1503 Insulation Tester

Contact your local distributor for price and availability.

fluke.co/wtb

Fluke 1555 and 1550C Insulation Resistance Testers

Fluke 1555

Fluke 1550C

Powerful troubleshooting and predictive maintenance tools.

The Fluke 1555 and redesigned Fluke 1550C Insulation Resistance Testers offer digital insulation testing up to 10 kV, making them ideal for testing a wide range of high voltage equipment including switchgear, motors, generators and cables.

- Capacitance and leakage current measurement
- Ramp function for breakdown testing
- Warning function alerts the user that line voltage is present and gives a voltage reading up to 600 V AC or DC for increased user safety
- Measurements can be stored in up to 99 memory locations, and each location is assigned a unique, defined label for easy recall
- Automatic calculation of Dielectric Absorption (DAR) and Polarisation Index (PI) with no additional setup
- Three year warranty

The tester's accuracy is specified for one year after calibration at operating temperatures of 0°C to 35°C. For operating temperatures outside the range (-20°C to 0°C and 35°C to 50°C), add ±.25% per °C, except on the 20% bands add ±1% per °C.

Insulation resistance measurement		
Test voltage (DC)	**Range**	**Accuracy (±reading)**
250 V	< 250 kΩ 250 kΩ to 5 GΩ 5 GΩ to 50 GΩ > 50 GΩ	unspecified 5% 20% unspecified
500 V	< 500 kΩ 500 kΩ to 10 GΩ 10 GΩ to 100 GΩ > 100 GΩ	unspecified 5% 20% unspecified
1000 V	< 1 MΩ 1 MΩ to 20 GΩ 20 GΩ to 200 GΩ > 200 GΩ	unspecified 5% 20% unspecified
2500 V	< 2.5 MΩ 2.5 MΩ to 50 GΩ 50 GΩ to 500 GΩ > 500 GΩ	unspecified 5% 20% unspecified
5000 V	< 5 MΩ 5 MΩ to 100 GΩ 100 GΩ to 1 TΩ > 1 TΩ	unspecified 5% 20% unspecified
10000 V (1555 only)	< 10 MΩ 10 MΩ to 200 GΩ 200 GΩ to 2 TΩ > 2 TΩ	unspecified 5% 20% unspecified

Functions	Range	Accuracy (±reading)
Leakage current	1 nA to 2 mA	±(5% + 2 nA)
Capacitance measurement	0.01 uF to 15.00 µF	±(15% rdg + 0.03 µF)
Live circuit warning	30 V to 600 V AC/DC, 50/60 Hz	±(15% + 2 V)

Combine the IR3000 FC Connector and Fluke Connect®, to perform advanced insulation testing for preventive and PdM tasks through:

- PI (polarity index) and DAR (dielectric absorption ratio) tests with TrendIt™ graphs to identify problems faster
- Wireless transfer of test results from the tool to Fluke Connect® eliminates error-prone paperwork and saves your technician's time
- Temperature Compensation through Fluke Connect® App helps establish accurate baselines and relevant historical comparisons

Recommended Accessories

Fluke 1550C

TLK1550-RTLC
Integral Test Lead and 10 kV Clamp

FVF-BASIC
FlukeView® Forms Software

CXT1555
Pelican Carrying Case

IR189USB
USB-IR Cable
See page 177

IR3000 FC
Fluke Connect® ir3000 Connector
See page 177

Recommended Kits

Bundle & Save

Fluke 1550C 5 kV Insulation Tester Kit

Fluke 1550C FC 5 kV Insulation Tester Kit with IR 3000FC

Fluke 1555 10 kV Insulation Tester Kit

Fluke 1555 10 kV Insulation Tester Kit with IR 3000FC

For more details see page 191

Included Accessories

Test Cables with Alligator Clips (red, black, green), Infrared Adapter with Interface Cable, FlukeView® Forms Basic CD, AC Power Cord, Soft Carrying Case, User Manual, Quick Reference Card, Software License Agreement, Registration Card, FlukeView® Forms Installation Guide, USB-IR Cable Installation Guide, IP67 Hard Case (Kit only), Certificate of Calibration (Kit only), Ruggedised Alligator Clips (Kit and 1555 only), IR3000FC1550 Connector (FC models only).

Ordering Information

FLUKE-1550C	5 kV Insulation Tester
FLUKE-1550C FC	5 kV Insulation Tester with IR 3000FC
FLUKE-1555	10 kV Insulation Tester
FLUKE-1555 FC	10 kV Insulation Tester with IR 3000FC
FLUKE-1550C KIT	5 kV Insulation Tester Kit
FLUKE-1550C FC KIT	5 kV Insulation Tester Kit with IR 3000FC
FLUKE-1555 KIT	10 kV Insulation Tester Kit
FLUKE-1555 FC KIT	10 kV Insulation Tester Kit with IR 3000FC

Earth Ground Testers

It is critical for facilities to have grounded electrical systems, so that in the event of a lightning strike or utility overvoltage, current will find a safe path to earth.

Fluke 1620-2 Series Geo Earth Ground Testers

Fluke 1625-2

Fluke 1623-2

The Fluke 1623-2 and 1625-2 Earth Ground Testers offer data storage and download capabilities via USB port, have a large display and world class accessories that will simplify and speed up testing time.

These unique earth ground testers that can perform all four types of earth ground measurement:

- 3 and 4-Pole Fall-of-Potential (using stakes)
- 4-Pole Soil Resistivity testing (using stakes)
- Selective testing (using 1 clamp and stakes)
- Stakeless testing (using 2 clamps only)
- IP56 rated for outdoor use
- Professional carrying case
- USB data storage and transfer
- Two year warranty

In addition, the Fluke 1625-2 offers these advanced features:

- Automatic Frequency Control (AFC) – identifies existing interference and chooses a measurement frequency to minimise its effect, providing more accurate earth ground value
- R* measurement – calculates earth ground impedance at 55 Hz to more accurately reflect the earth ground resistance that a fault-to-earth ground would see
- Adjustable limits – for quicker testing

Earth ground resistance and soil resistivity should be measured when:

- Designing earth ground systems
- Installing new ground system and electrical equipment
- Periodically testing ground and lightning protection systems
- Installing large electrical equipment such as transformers, switchgears, machines, etc.

Features	1623-2	1625-2
One-button measurement concept	●	
3- and 4-pole Fall of Potential, earth resistance loop testing	●	●
4-Pole soil resistivity testing	●	●
2-Pole resistance measurement AC		●
2-and 4-pole resistance measurement DC		●
Selective testing, no disconnection of ground conductor (1 clamp)	●	●
Stakeless testing, quick ground loop testing (2 clamps)	●	●
Measuring frequency 128 Hz	●	
Earth impedance measurement at 55 Hz		●
Automatic frequency control (AFC) (94 – 128 Hz)		●
Measuring voltage switchable 20/48V		●
Programmable limits, settings		●
Continuity with buzzer		●
Dust/water resistance	IP56	IP56
Safety rating	CAT II 300 V	CAT II 300 V

Specifications	1623-2	1625-2
Resistance ranges	0 to 20 kΩ	0 to 300 kΩ
Operating error	±10%	±5%
Test voltage	48 V	20 / 48 V
Short circuit current	> 50 mA	250 mA
Weight	1.1 kg (including batteries)	1.1 kg (including batteries)
Size (HxWxD)	133 mm × 250 mm × 187 mm	
Battery type	6 × AA alkaline cells	

These products are for unpowered installations measuring grounding connections.

Recommended Accessories

EI-1623
Selective/stakeless clamp set for 1623

EI-1625
Selective/stakeless clamp set for 1625

ES-162P3
Stake/reel set for 3-pole measurements

ES-162P4
Stake/reel set for 4-pole measurements

EI-162BN 320 mm
Split Core Transformer for use with Fluke 1625

CABLE REEL
Ground/Earth Cable Reel

Recommended Kits

Bundle & Save

Fluke 1623-2 GEO Earth Ground Tester Kit

Fluke 1625-2 GEO Earth Ground Tester Kit

For more details see page 191

Included Accessories

Fluke 1623-2: Protective Holster, 2 Test Leads, 2 Alligator Clips, User Manual.

Fluke 1623-2 Kit: Same as above plus Stake/Reel, Set 4 Pole and Selective/ Stakeless Clamp Set.

Fluke 1625-2: Protective Holster, 2 Test Leads, 2 Alligator Clips, User Manual.

Fluke 1625-2 Kit: Same as above plus Stake/Reel, Set 4 Pole and Selective/ Stakeless Clamp Set.

Ordering Information

FLUKE-1623-2	Basic GEO Earth Ground Tester
FLUKE-1623-2 KIT	Basic GEO Earth Ground Tester Kit
FLUKE-1625-2	Advanced GEO Earth Ground Tester
FLUKE-1625-2 KIT	Advanced GEO Earth Ground Tester

Fluke 1630-2 FC Earth Ground Clamp Meter

Fluke 1630-2 FC

Stakeless earth ground loop and AC leakage current clamp for fast, safe indoor/outdoor earth ground resistance and AC leakage current tests.

Heavy-duty clamp jaw stays in alignment and in calibration even in every day, on-the-job industrial environments. Test the grounding components of equipment in hard-to-reach spaces, including areas that are indoors or fully paved and do not permit driving auxiliary test stakes. Stay on line—identify ground loop resistance without the need to disconnect then reconnect the earth electrode from the system.

Stakeless measurement

The 1630-2 FC clamp measures earth ground loop resistances for multi-grounded systems using the dual-clamp jaw. This test technique eliminates the dangerous and time-consuming activity of disconnecting parallel grounds, as well as the process of finding suitable locations for auxiliary test stakes. You can also perform ground tests in places that were previously difficult: inside buildings, on power pylons or anywhere you don't have access to soil to place auxiliary test stakes. With this test method, a two-process measurement is made around the earth ground wire or bus bar using the specially-designed jaw of the 1630-2 FC clamp. Auxiliary test stakes are not used at all. A known voltage is induced by the source in the clamp, and the current is measured by the sensor in the clamp. The tester automatically determines the earth loop resistance for this section of the earthing system.

One year warranty.

Ground Resistance Measurement Principle

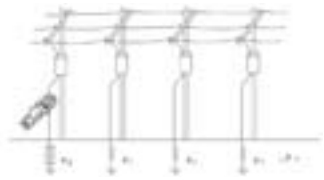

Equivalent Circuit Diagram

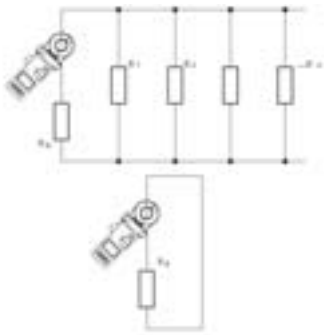

Electrical specifications				
Maximum voltage to earth ground		1000 V		
Battery type		4 × 1.5 V AA alkaline IEC/EN LR6		
Battery life		More than 15 hours		
Frequency range		40 Hz to 1 kHz		
Ingress protection		IEC/EN 60529: IP30 with jaw closed		
LCD	Digital reading	9999 counts		
	Refresh rate	4 Hz		
Reference temperature		23°C ±5°C		
Display Reading Specification with Loop Resistance Standard		Input (Ω)	Minimum	Maximum
		0.474	0.417	0.531
		0.5	0.443	0.558
		10	9.55	10.45
		100	96	104.0
Data logging capacity		Minimum of 32,760 measurements		
Safety	General	IEC/EN 61010-1: Pollution Degree 2 IEC/EN 61557-1		
	Measurement	IEC/EN 61010-2-032: CAT IV 600 V / CAT III 1000 V		
Current clamp for leakage current measurements		IEC/EN 61557-13: Class 2, ≤30 A/m		
Resistance to Earth		IEC/EN 61557-5		
Effectiveness of the protective measures		IEC/EN 61557-16: cutoff frequency 20 kHz (-3 dB)		

General specifications	
Conductor size	40mm approximately
Dimensions (H×W×D)	283 mm × 105 mm × 48 mm
Weight	880 g

Included Accessories

Hard Case, Loop Resistance Standard, Four AA Batteries, Safety Information Guide and Quick Reference Guide.

Ordering Information

Fluke-1630-2 FC Earth Ground Loop and Leakage Clamp

Contact your local distributor for price and availability.

fluke.co/wtb

Installation Testers

Safety and performance are two of the most critical requirements for any electrical system. Good quality insulation, a properly working grounding system and active protection assure the safety of people, electrical systems and buildings, and protect them against electrocution, fire and other equipment damage.

Fluke 1660 Series Multifunction Installation Testers

Fluke 1664 FC

Fluke 1663

Fluke 1662

The Fluke 1660 Series Multifunction Installation Testers verify the safety of electrical installations in domestic, commercial, and industrial applications. They can ensure that fixed wiring is safe and correctly installed to meet the requirements of IEC 60364 and all relevant local standards. The Fluke 1664 FC and 1663 also feature a 6mA DC Type B RCD test suited for safely testing electric vehicle charging stations.

Three year warranty.

Fluke 1664 FC – The comprehensive tester for advanced users

The Fluke 1664 FC is the only installation tester that protects connected appliances from damage during insulation tests, and allows you to share your test results wirelessly by smartphone with coworkers or customers. Fluke's patented Insulation PreTest stops you from performing tests with appliances that are connected to the system during test. This helps eliminate accidental damage and keeps your customers happy.

In addition, the Fluke 1664 FC offers you the power of Fluke Connect®. Now you can send test results straight from your Fluke 1664 FC to your smartphone and seamlessly transmit those results to other members of your team.

Fluke 1663 - The ideal tester for professional troubleshooters

This instrument is ideal for professional users' high-end functionality, advanced measurement capability, yet it is still easy to use.

Fluke 1662 - A solid, basic installation tester

The Fluke 1662 gives you Fluke reliability, simple operation and all the testing power you need for basic installation testing.

Measurement function	1664 FC	1663	1662
Insulation PreTest safety function	•	–	–
Insulation at L-N, N-PE inputs	•	–	–
Auto Test sequence	•	–	–
Loop and line resistance–mΩ resolution	•	–	–
Continuity at L-N, N-PE inputs	•	•	–
Test smooth dc sensitive RCDs (Type B/B+)	•	•	–
Earth resistance	•	•	–
Wiring polarity checker, detects broken PE and N wires	•	•	•
Insulation resistance	•	•	•
Continuity and resistance	•	•	•
Measure motor windings with continuity test (@ 10 mA)	•	•	•
Loop and line resistance	•	•	•
Prospective earth fault current (PEFC/IK)	•	•	•
Prospective short-circuit current (PSC/IK)	•	•	•
RCD trip time	•	•	•
RCD trip current (ramp test)	•	•	•
Measures trip time and current for RCD type A and AC in one test	•	•	•
Automatic RCD test sequence	•	•	•
Phase sequence test	•	•	•
Other features			
Fluke Connect® compatibility	•	–	–
ShareLive™ calling	•	–	–
On/Off switchable auto-start for RCD and Looptest	•	•	•
Self-test	•	•	•
Memory, interface			
Z Max memory	•	•	–
Memory	•	•	•
IR-USB and BLE interface (when used with optional FVF software)	IR-USB/BLE	IR-USB	IR-USB

Recommended Accessories

TLK290
Flexible Socket Probe Set
See page 165

FLK-166X-MTC-AU
Test Cable Assembly Mains Test Lead

TP165X
Remote Control Probe
See page 163

ES165X
Earth Spike Test Kit (Fluke 1663 and 1664 FC)

FVF-SC2
FlukeView® Forms Software (Fluke 1662)
See page 187

Zero Adapter
Null Adapter

Complete Package with Fluke FVF-SC2 Software

To address the increasing demands for reporting and documentation, we've added FlukeView® Forms Software to the Fluke 1663 and 1664 FC Testers.

Included Accessories

Six AA (IEC LR6) Batteries, C1600 Hard Carrying Case, Zero Adapter, Heavy Duty Mains Cord, STD Standard Test Lead Set, Padded Carrying and Waist Strap, Quick Reference Guide, TP165X Remote Control Probe and Lead Set, User Manual on CD.

Ordering Information

Fluke 1664 FC/FVF AU	Multifunction Installation Tester with Auto Test, Insulation PreTest, Fluke Connect® compatibility with FlukeView® Forms Software
Fluke 1663/ FVF AU	Multifunction Installation Tester with FlukeView® Forms Software
Fluke 1662 AU	Multifunction Installation Tester

Contact your local distributor for price and availability.

fluke.co/wtb

NEW

Fluke 1672, 1673 FC and 1674 FC Multifunction Installation Testers

Fluke 1672
NEW

Fluke 1673 FC
NEW

Fluke 1674 FC
NEW

500 V CAT III · True RMS

A device that verifies proper installation and operation of electrical systems

Fluke 1670 Series Installation Multifunction Testers, the ultimate solution to help your customers work faster and smarter. With up to 30% quicker testing and 50% less documentation time, the 1670 Series is designed to make a real difference in their daily tasks. These testers offer an ergonomic design, user friendly interface, integrated data management, and wireless connectivity with Fluke Connect™ Software (1673 FC and 1674 FC). It meets IEC 60364-6 and AS/NZS 3000, ensuring your customers can trust it for testing across any application.

- Quickly input site information and set up circuits for testing using the color touchscreen or PC to start testing sooner
- With user-programmable auto tests, customers can run an entire installation test sequence automatically with just the touch of a button
- Automatic measurement validation compares installation test results to an integrated standards reference giving users an immediate pass/fail indication with user defined limit warnings
- Reduce manual data entry and record keeping with wireless Bluetooth connectivity that automatically links test results to the circuit or point under test
- Fluke Connect™ compatibility allows users to quickly and easily store, manage and share measurement data from the field while TruTest™ Software enables them to easily generate documentation and reports
- Three year warranty

Recommended Accessories

Zero Adapter
Null Adapter

TL165x
Test Lead Set, Red/ Blue, Green Test Leads + Probe + Clip

TP165X
Remote Control Probe
See page 163

FLK-166X-MTC-AU
Test Cable Assembly Mains Test Lead

BP290
Rechargeable Battery
See page 182

Compatible Software

FLK-TRUTEST-LITE

TruTest Software License Code - Lite

FLK-TRUTEST-ADV

TruTest Software License Code - Advanced

	Curent Range			New Range		
	1662	1663	1664 FC	1672	1673 FC	1674 FC
Full-colour touch screen	-	-	-	•	•	•
Li-ion battery	-	-	-	•	•	•
USB-C port supports charging & data transfer	-	-	-	•	•	•
Digital rotary dial - supports new feature additions	-	-	-	•	•	•
Project setup	-	-	-	•	•	•
Field updatable	-	-	-	•	•	•
Bi-directional data	-	-	-	•	•	•
660v maximum voltage, 600v volt operation	-	-	-	•	•	•
Pass fail limits	-	-	-	•	•	•
Onscreen help	-	-	-	•	•	•
Voltage drop measurement	-	-	-	•	•	•
Insulation monitoring device (IMD) test	-	-	-	-	-	•
Surge protection device (SPD) test	-	-	-	-	-	•
Save results from additional Fluke Connect™ tools	-	-	-	-	•	•
User-programmable auto test sequence	-	-	-	-	-	•

Included Accessories

Heavy Duty Mains Cord with Single Input Connector, Hard Case, USB-C Power Adapter For Charging, Remote Control Probe, Hanging Strap, Zero Adapter, Test Leads and Probes, Alligator Clips, Li-Ion Battery

Ordering Information

FLK-1672	1672 AUS, Installation Tester W/ MEM
FLK-1673 FC	1673 FC AUS, Installation Tester W/ RCD Type B & EV
FLK-1674 FC	1674 FC AUS, Installation Tester W/ FC Tool & RMT Tests
FLK-1673 FC-TruTest	1673 FC AUS FTT, Installation Tester AUS + TruTest
FLK-1674 FC-TruTest	1674 FC AUS FTT, Installation Tester AUS + TruTest
FLK-1674 FC-1630-2-TruTest	1674 FC AUS/1630/ FTT, Installation Tester AUS + 1630-2/ TruTrest

Contact your local distributor for price and availability.

fluke.co/wtb

Fluke 6200-2 and 6500-2 Portable Appliance Testers

Fluke 6200-2

Fluke 6500-2

Perform more tests each day

The Fluke 6200-2 and 6500-2 Portable Appliance Testers (PAT) have redesigned auto-test capabilities to help you increase the number of portable appliance tests completed each day. It is designed to enable you to work faster without compromising safety – yours or your customer's.

Two year warranty.

The Fluke 6200-2 Portable Appliance Tester offers:

- Dedicated key for each test for 'one- touch' testing
- Pre-set pass/fail levels to save time
- Large display for easy reading
- Single mains socket for appliance connection
- Separate IEC socket for easy mains/extension lead testing
- Detachable test leads for quick field replacement
- Integral carrying handle

The Fluke 6500-2 Portable Appliance Tester delivers all of this capability, plus:

- Integral QWERTY keyboard for rapid data entry
- Additional Compact Flash memory card capability for back-up data storage and USB port for transfer to PC
- Large backlit graphics display
- Pre-set, auto-test sequences for user convenience
- Integral site, location and description codes for faster data processing
- Memory review facility for more on-site control

Measurement functions	6200-2	6500-2
LN Mains Volts	•	•
Outside Limits Indicators	•	•
Null out facility for earth bond lead	•	•
Protective Earth Resistance PE (200 mA)	•	•
Protective Earth Resistance PE (25 A)	•	•
Insulation 500 V DC	•	•
Insulation 250 V DC	–	•
Protective Earth Conductor Current	•	•
Touch Current	•	•
RCD Test	–	•
Substitute leakage current	•	•
Appliance Power kVA	•	•
Appliance Load Current	•	•
Seven Segment Custom LCD	•	–
Colour dot matrix display	–	•
Back Light	•	•
USB Flash drive port	•	•
USB Port-Printing/downloading	–	•
External printer output	•	•
Front Panel QWERTY Key pad	–	•
IEC Lead Test	•	•
Auto-testing	–	•
Pass / Fail Level Programmable Indicators	–	•
Data Storage	–	•
Limited Data Storage	–	•
Polarity Checks	•	•
Graphical Help Menu Online	–	•
Programme Mode	–	•
Real time clock	–	•

Recommended Accessories

SP-SCAN-6000
Barcode Scanner
(6500-2 only)

C1600
Gear Tool Box
See page 176

Included Accessories

Test Lead, Test Probe, Alligator Clip, Mains Cord, USB Stick and Cable (6500-2 only), Hard Carrying Case, Quick Reference Guide and User Manual on CD.

Ordering Information

FLUKE-6200-2 AU Portable Appliance Tester

FLUKE-6500-2 AU Portable Appliance Tester

Contact your local distributor for price and availability.

fluke.co/wtb

Power Quality

Whether you're in an industrial plant, manufacturing facility or a utility, Fluke Power Quality and energy management tools are designed to assist in capturing the power quality and energy data needed to maintain the best performance and reliability. These tools make it possible to identify your power quality and energy efficiency issues with easy and effective recording and analysis.

Power Quality Tools Selection Guide

FLUKE®

Power Quality

Basic measurements	Application use	Single-Phase	Three-Phase								
		VR1710	1732/34	1736	1738	1742	1746	1748	1773	1775	1777
Energy Studies											
Measure V, I, kW, Cos/DPF, kWhr	Get detailed power and energy consumption profiles during energy audits and pinpoint savings opportunities		•	•	•	•	•	•	•	•	•
Measure MIN/MAX and AVG values			•	•	•	•	•	•	•	•	•
Basic Harmonics Study											
THD measurement (V & I)	Discover the source of distortion in your installation, so that you can filter those loads or move them to separate circuits	•	•	•	•	•	•	•	•	•	•
Harmonics 1 to 50th for V & I		• (V only)		•	•		•	•	•	•	•
Advanced Harmonics Study											
Full harmonic spectrum	If distorting loads are causing problems in your installation, you need comprehensive data to identify the source and create a solution			•	•		•	•	•	•	•
Power harmonics									•	•	•
Basic Industrial PQ Troubleshooting											
Oscilloscope function	When troubleshooting in the field, graphical data enables you to trace the source of the problem at hand			•	•				•	•	•
Voltage dips and swells		•		•	•		•	•	•	•	•
Advanced Industrial PQ Troubleshooting											
Comprehensive logging capability	Complex installations often require a deeper dive into measurement data. Multiple loads may be interacting randomly to cause a single problem			•	•	•	•	•	•	•	•
Transient capture		•							•	•	•
Flicker		•				•	•	•	•	•	•
Event capture and transients with waveforms								•		•	•
Voltage Transients											
Measurement range										8kV	8kV
Sampling rate										1 MS/s	1 MS/s, 20 MS/s
Features											
Inrush				•	•		•	•	•	•	•
Mains signaling							•	•	•	•	•
Power wave									•	•	•
Event waveform capture				Opt.	•			•	•	•	•
Power inverter efficiency									•	•	•

Fluke 1770 Series Power Quality Analysers

Fluke 1777

1000 V CAT III 600 V CAT IV

Class A IEC 61000-4-30 Compliant

The faster, easier way to perform power quality studies.

Fluke 1770 Series Three-Phase Power Quality Analysers eliminate the complexities of power quality logging, troubleshooting, and analysis. Engineered to be the faster, easier way to perform power quality studies, the 1770 Series offers automatic measurements, a straightforward user interface and setup, best-in-class specifications, and a simplified reporting platform. The instrument can also be powered directly from the measurement circuit, eliminating the need to find a power outlet or use a lengthy extension cord. With the 1770 Series you'll never miss a critical power quality event—from fast transients up to 8 kV, harmonics up to 30 kHz, dips and swells, as well as the voltage, current, and power measurements that enable you to characterise your electrical system.

Captures all the key measurements you need to determine power quality health.

Log up to 10 sessions of 8 weeks with 1-minute intervals and 100 events.

Fluke 1777 Power Quality Analyser kit with included iFlex® and Alligator clips.

- **True power quality tool:** Captures all the key measurements you need to determine power quality health automatically without additional setup, including key power quality parameters harmonics, dips, swells, unbalance, inrush etc.
- **AC/DC applications:** Measure AC up to 6000 A and DC up to 2000 A
- **High speed transients:** 20 MS/s (1777) & 1 MS/s sampling up to 8 kV to enable capture of high voltage, high speed transients that can cause physical damage to equipment.
- **Class A compliant:** Perform tests knowing you are fully compliant with stringent international IEC61000=4-30 Class A standards
- **Power quality health summary:** Automatically evaluate power quality inputs against the EN 50160 electrical standard, providing detailed troubleshooting of problem areas
- **Real time data:** At-a-glance "Advanced Power Quality Health" summary screen with graphical representation, allows you to analyse real time data and zoomed views while all your recording needs are taken care of
- **Simple guided setup functionality:** Auto-detection of system type (WYE/Delta/Frequency 50–60 Hz/Nominal voltage) and auto-population of non-system-specific parameters
- **Ease of operation:** High resolution captive touch-screen and button user interface ensures that gloved operation is simple and easy providing clear results in seconds
- **Power system connection and instrument setup autocorrection:** Automatically detect and correct errors in voltage and current wiring, manual correction also available
- **Automatic parasitic power from measurement line:** Power internal battery with 120/240 V AC adapter or direct connection to measurement line (up to 600 V AC)
- **Customised views and reporting:** Create custom views to operate more efficiently and simply. Using Energy Analyse Plus software custom reporting templates can be created
- **Highest safety rating in the industry:** CAT III 1000 V / CAT IV 600 V rated for use at service entrance
- **Easy access to data:** with 8 GB of internal memory, expandable to 32 GB, continual powering of measurement circuits and advanced communicated options such as WIFI and LTE communication, no event or data will be missed
- Two year warranty

	1773	1775	1777
Applications			
Harmonic surveys	•	•	•
Basic power and power quality studies	•	•	•
Energy surveys and load testing	•	•	•
Nuisance circuit breaker tripping		•	•
Advanced power and power quality studies		•	•
Discovery of equipment failures caused by transients		•	•
Power utility power quality surveys		•	•
Diagnose electronic equipment damage with capture of high speed, high magnitude (8 kV) voltage transients. High speed transient capture with waveshape analysis in FEA+ application software			•
Features			
Event capture with table	•	•	•
Event capture and transient with waveforms		•	•
8kV transients		1 MS/s	20 MS/s

Fluke 1770 Series Power Quality Analysers		
Voltage inputs		
Number of inputs		4 inputs, 3 phases and neutral referenced to PE (5 connectors)
Measurement category		1000 V CAT III / 600 V CAT IV
Maximum input voltage		1000 V rms / 1000 V DC (1700 Vpk)
Nominal voltage range		Wye and single phase: variable (50 V – 1000 V) Delta: Variable (100 V – 1000 V) IEC 61000-4-30 Class A compliance for the nominal voltages (V_{din}) 100 V – 690 V
Input impedance		10 MΩ between P-P and P-N, 5 MΩ between P-PE and N-PE
Bandwidth		DC to 30 kHz for PQ measurements, excluding transients
Resolution		24-bit synchronous sampling
Sampling frequency		80 kS/s at 50/60 Hz
Scaling		1:1, variable for use of potential transformers
Voltage transients		
Measurement range		±8 kV
Sampling rate		1775: 1 MS/s 1777: 1 MS/s, 20 MS/s
Bandwidth		DC to 1 MHz
Trigger		Adjustable trigger level. Triggers on high-frequency components >1.5 kHz
Resolution		14-bit synchronous sampling
Current inputs		
Number of inputs		4 inputs 3 phases and Neutral, range selected automatically to attached sensor
Range	AC	1 A to 1500 A with i17XX-FLEX1500 12 1 A to 1500 A with i17XX-FLEX1500 24 3 A to 3000 A with i17XX-FLEX3000 24 6 A to 6000 A with i17XX-FLEX6000 36 40 mA to 40 A with clamp i40s-EL 4 A to 400 A with clamp i400s-EL
	DC	20 A to 2000 A with 80i-2010-EL clamp
Bandwidth		DC to 30 kHz
Resolution		24-bit synchronous sampling
Sampling frequency		80 kS/s at 50/60 Hz
Scaling		1:1, variable
Input voltage		Clamp: 50 mV / 500 mV rms; CF 2.8 Rogowski Coil: 15 mV / 150 mV rms at 50 Hz, 18 mV / 180 mV rms at 60 Hz; CF 4 all at nominal probe range
Input impedance		11 kΩ
Aux inputs		
Wired connection with 17xx-AUX adapter		
Number of inputs		2
Input range		Direct: 0 V DC to ±10 V DC 0 V to 1000 V DC
Input impedance		Direct: 2.92 MΩ

Recommended Accessories

i17XX-FLEX6KIP
IP65 iFlex® 6000 A 90 cm Current Probes
(individual, 3pk or 4pk)
See page 182

I400S
AC Current Clamp
See page 182

i40s-EL/3pk
40 A Clamp-on Current Transformer
(individual or 3pk)
See page 182

80I-2010S/3PK
2000 A AC/DC Current Clamp
(individual or 3pk)
See page 183

Antenna Cable
Antenna cable 5 m

177X WiFi/BLE
Wi-Fi/BLE Module

Included Accessories

17XX iFlex® 1500 A 24 IN, Voltage Test Lead 3-Phase+N, 4x AC285 Black Alligator Clips, 1x AC285 Green Alligator Clip, USB-C Cable, Line Cord, FLK-17XX 0.18 M Test Lead Set, Green Test Lead, Cable Marker Set, WiFi/BLE Module (1775, 1777), Magnet Probe (1775, 1777), Hanger Kit (1775, 1777), Black Soft Case (1775), Hardcase (1777)

Ordering Information

FLUKE-1773	Three-Phase Power Quality Analyser w/ Accessories
FLUKE-1773/BASIC	Three-Phase Power Quality Analyser Only
FLUKE-1775	Three-Phase Power Quality Analyser w/ Accessories
FLUKE-1775/BASIC	Three-Phase Power Quality Analyser Only
FLUKE-1777	Three-Phase Power Quality Analyser w/ Accessories
FLUKE-1777/BASIC	Three-Phase Power Quality Analyser Only

Contact your local distributor for price and availability.

fluke.co/wtb

Fluke 1732 and 1734 Three-Phase Electrical Energy Loggers

Fluke 1734

Energy logging is now within your reach — discover where you're wasting energy, optimise your facility's energy use and reduce your bill

The Fluke 1732 and 1734 Three-Phase Electrical Energy Loggers introduce a new simplicity to discovering sources of electrical energy waste. Discover when and where energy in your facility is being consumed; from the service entrance to individual circuits. Access and share data remotely with your team via the Fluke Connect® app so you can maintain safer working distances and make critical decisions in real-time, reducing the need for protective equipment, site visits and check-ins.

Profiling energy usage across your facility helps you identify opportunities for energy savings, and provides you with the data you need to act on them. The new Energy Analyse software package allows you to compare multiple data points over time to build a complete picture of energy usage, which is the first step to reduce the cost of your energy bill.

- **Key measurements:** Automatically capture and log voltage, current, power, power factor, energy and associated values
- **Fluke Connect® compatible:** View data locally on the instrument, via Fluke Connect® mobile app and desktop software or through your facilities' WiFi infrastructure
- **Convenient instrument powering:** Power instrument directly from the measured circuit
- **Highest safety rating in the industry:** 600 V CAT IV/1000 V CAT III rated for use at the service entrance and downstream
- **Measure all three phases:** With included 3 flexible current probes
- **Fully integrated logging:** Connect other Fluke Connect® devices to the Fluke 1734 to simultaneously log up to two other measurement parameters, virtually any parameter available on a Fluke Connect® wireless digital multimeter or module
- **Energy Analyse Plus application software:** Download and analyse every detail of energy consumption with our automated reporting
- One year warranty

Specifications

Parameter		Range	Max resolution	Intrinsic accuracy at reference conditions (% of reading +% of full scale)
Voltage		1000 V	0.1 V	±(0.2% + 0.01%)
Current	i17xx-flex 1500 12"	150 A	0.1 A	±(1% + 0.02%)
		1500 A	1 A	±(1% + 0.02%)
	i17xx-flex 3000 24"	300 A	1 A	±(1% + 0.03%)
		3000 A	10 A	±(1% + 0.03%)
	i17xx-flex 6000 36"	600 A	1 A	±(1.5% + 0.03%)
		6000 A	10 A	±(1.5% + 0.03%)
	i40s-EL clamp	4 A	1 mA	±(0.7% + 0.02%)
		40 A	10 mA	±(0.7% + 0.02%)
Frequency		42.5 Hz to 69 Hz	0.01 Hz	±(0.1%)
Aux input		±10 V DC	0.1 mV	±(0.2% + 0.02%)
Voltage min/max		1000 V	0.1 V	±(1% + 0.1%)
Current min/max		defined by accessory	defined by accessory	±(5% + 0.2%)
THD on voltage		1000%	0.1%	±0.5
THD on current		1000%	0.1%	±0.5
Voltage harmonics 2nd ... 50th		1000 V	0.1 V	≥ 10 V: ±5% of reading < 10 V: ±0.5 V
Current harmonics 2nd ... 50th		defined by accessory	defined by accessory	≥ 3% of current range: ±5% of reading < 3% of current range: ±0.15% of range
Unbalance		100%	0.1%	±0.2

Recommended Accessories

i17XX-FLEX 1500
1500 A 12 inch iFlex® Current Clamps
(Purchase as individual, 3pk or 4pk)
See page 182

i17XX-FLEX 3000
3000 A 24 inch iFlex® Current Clamps
(Purchase as individual, 3pk or 4pk)
See page 182

i17XX-FLEX 6000
6000 A 36 inch iFlex® Current Clamps
(Purchase as individual, 3pk or 4pk)
See page 182

i40s-EL/3pk
40 A Clamp-on Current Transformer 3 pack
(Purchase as individual or 3pk)
See page 182

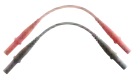

FLUKE-17XX-TL 0.1M
Test Lead Set, 1000V CAT III, Non-stackable Connectors; 0.1 m; Red/Blk

FLUKE-17XX-TL 1.5M
Test Lead Set, 1000V CAT III, Non-stackable Connectors; 1.5 m; Red/Blk

1730-Hanger
Hanging Strap Kit
See page 183

MP1-Magnet Probe 1
Magnet Probes for 4mm banana, Set of 4
See page 182

1732/UPGRADE
Upgrade Kit for 1732 to 1734
See page 182

C1740
Soft case
See page 184

Included Accessories

Power Supply, Voltage Test Leads, 4× Alligator Clips, 3× 12 inch 1,500A Flexible Current Probe, Soft Case, Energy Analyse Plus Software, Line Cords, Colour Coding Set and Documentation on USB Flash Drive, Magnetic Hanging Strap (1734) and Magnetic Voltage Probes (1734).

Ordering Information

FLUKE 1732/B	Energy Logger, Basic Version (excl. current probes)
FLUKE 1732/INTL	Energy Logger, International Version (incl. current probes)
FLUKE 1734/B	Energy Logger, Basic Version with Fluke Connect® (excl. current probes)
FLUKE 1734/INTL	Energy Logger, International Version with Fluke Connect® (incl. current probes)

Contact your local distributor for price and availability.

fluke.co/wtb

Fluke 1736 and 1738 Three-Phase Power Loggers

Fluke 1736

Fluke 1738

1000 V CAT III
600 V CAT IV

More visibility, reduced uncertainty

The Fluke 1736 and 1738 Three-Phase Power Loggers built with Fluke Connect® mobile app and desktop software compatibility give you the data you need to make critical power quality and energy decisions in real-time. The ideal test tools for conducting energy studies and basic power quality logging, the 1736 and 1738 automatically capture and log over 500 power quality parameters so you have more visibility into the data you need to optimise system reliability and savings.

- **Measure all three phases and neutral** with included 4 flexible current probes.
- **Comprehensive logging:** More than 20 separate logging sessions can be stored on the instruments. In fact, all measured values are automatically logged so you never lose measurement trends.
- **Capture dips, swells, and inrush currents:** Includes event waveform snapshot and high resolution RMS profile, along with date, timestamp and severity to help pinpoint potential root causes of power quality issues
- **Optimised user interface:** Capture the right data every time with quick, guided, graphical setup and reduce uncertainty about your connections with the intelligent verificationfunction.
- **Complete "in-the-field" setup through the front panel or Fluke Connect® App:** No need to return to the workshop for download and setup or to take a computer to the electrical panel.
- **Energy Analyse Plus application software:** Download and analyse every detail of energy consumption and power quality state of health with our automated reporting.
- One year warranty

Recommended Accessories

I17XX-FLEX 1500
1500 A 12 inch iFlex® Current Clamps
(Purchase as individual, 3pk or 4pk)
See page 182

FLUKE-17XX-TL 2M
Blue, Non-stackable Plug and 2x Alligator Clips

I17XX-FLEX 3000
3000 A 24 inch iFlex® Current Clamps
(Purchase as individual, 3pk or 4pk)
See page 182

FLUKE-17XX-TL 1.5M
Test Lead Set, 1000 V CAT III, Non-stackable Connectors; 1.5 m; Red/Blk
See page 182

I17XX-FLEX 6000
6000 A 36 inch iFlex® Current Clamps
(Purchase as individual, 3pk or 4pk)
See page 182

MP1-MAGNET PROBE 1
Magnet Probes for 4 mm banana, Set of 4
See page 182

FLUKE-17XX AUX
Input adapter
See page 182

I17XX I40S-EL/3PK
40 A Clamp-on Current Transformer
(Purchase as individual or 3pk)
See page 182

1736/UPGRADE
Upgrade Kit for 1736 to 1738
See page 183

C173X
Soft Case
See page 183

	Three-Phase Energy Loggers		Three-Phase Energy Loggers	
	1732 Energy Logger	1734 Energy Logger	1736 Power Logger	1738 Advanced Power Logger
Load studies	•	•	•	•
Energy assessments	•	•	•	•
Neutral Current Measurement (four current channels)	–	–	•	•
Harmonics measurements	–	–	•	•
Voltage event capture	–	–	•	•
Advanced analysis: Waveform and Inrush event capture PQ Health (EN51060)	–	–	Upgrade package*	•
Fully integrated logging with Fluke Connect®	Upgrade package*	•	Upgrade package*	•
WiFi	Optional	•	•	•
Wi-Fi / Bluetooth	Optional	•	Optional	•
Magnetic probe set	Optional	•	Optional	•
Magnetic hanger	Optional	•	Optional	•
Connection via WiFi router	Requires FREE software license available upon product registration.		Requires FREE software license available upon product registration.	

*Upgrade packages are available to upgrade existing 1732 Energy Loggers with the same features of the 1734 Energy logger, and to upgrade existing 1736 Power Loggers with the same features and capabilities of the 1738 Advanced Power Logger. Please note that 1732 and 1734 Energy Loggers cannot be upgraded with the functionality of 1736 and 1738 Power Loggers.

Included Accessories

Power Supply, Voltage Test Leads, 4× Alligator Clips, 4× 12 inch 1500A Flexible Current Probe, Soft Case, Energy Analyse Plus Software, WiFi Adapter, Line Cords, Colour Coding Set and Documentation on USB Flash Drive, Magnetic Hanging Strap (1738) and 4× Magnetic Voltage Probes (1738).

Ordering Information

FLUKE 1736/B	Power Logger, Basic Version (excl. current probes)
FLUKE-1736/INTL	Power Logger, International Version (excl. current probes)
FlUKE 1738/B	Power Logger, Advanced Version (excl. current probes)
FLUKE-1738/INTL	Power Logger, International Advanced Version (excl. current probes)

Contact your local distributor for price and availability.

fluke.co/wtb

Fluke 1742, 1746 and 1748 Three-Phase Power Quality Loggers

Fluke 1746

600V CAT III

Troubleshoot, quantify energy usage and perform quality of service surveys easier than ever

The Fluke 1742, 1746 and 1748 Three-Phase Power Quality Loggers give you fast, easy access to the data you need to make critical power quality and energy decisions in real-time, and with the included Energy Analyse Plus software package you can easily create detailed reports.

Fully compliant with international power quality standards such as IEC 61000-4-30 Class A including local compliance to AS/NZ 61000.4.30 Class A and capable of simultaneously logging up to 500 parameters while also capturing events, the Fluke 1740 Series helps uncover intermittent and hard-to-find power quality issues more easily than ever. Energy Analyse Plus software quickly assesses the quality of power at the service entrance, substation, or at the load, according to national and international standards.

- "In-workshop" or "in-the-field" setup and download through PC application software using USB Memory Stick, Wi-Fi download, wired ethernet connection or via USB cable
- One-touch reporting: Create standardised reports or export data in PQDIF or NeQual compatible format for use with third party software
- Capture dips, swells and interruptions
- Measures harmonics and interharmonics for voltage and current, also includes unbalance, flicker and rapid voltage changes
- Two year warranty (battery not included)

Measure all power quality and power paramaters	1742 Power Quality Logger	1746 Power Quality Logger	1748 Power Quality Logger
Functions			
Energy	•	•	•
Basic Power Quality	Optional	•	•
Advanced Power Quality	Optional	Optional	•

Selection Guide	1742 Power Quality Logger	1746 Power Quality Logger	1748 Power Quality Logger
Functions			
Voltage, current, power, power factor, frequency	•	•	•
Energy forward/reverse	•	•	•
Peak Demand	•	•	•
THD	•	•	•
Voltage and current harmonics (to 50th)	–	•	•
Flicker	•	•	•
Unbalance	–	•	•
Rapid voltage change events	–	•	•
Interharmonics (to 50th)	–	•	•
Dips, swells, interruption and transient events tables	–	•	•
Mains signaling	–	•	•
Inrush current	–	•	•
Transients (low frequency)/Waveform deviation events	–	–	•
Recording			
Trend	•	•	•
Waveform snapshots	–	–	•
RMS profile	–	–	•
Communication			
Ethernet	•	•	•
USB (mini B)	•	•	•
WiFi download Instrument to device	•	•	•
Wifi download via WiFi hub (requires registration)	Opt.	Opt.	Opt.

Recommended Accessories

i17XX-FLEX1.5KIP
IP65 iFlex® 1.5KA 60 cm (24") Current Probes
(Purchase as individual, 3pk or 4pk)
See page 182

i17XX-FLEX3KIP
IP65 iFlex® 3KA 60 cm (24") Current Probes
(Purchase as individual, 3pk or 4pk)
See page 182

i17XX-FLEX6KIP
IP65 iFlex® 6KA 90 cm (36") Current Probes
(Purchase as individual, 3pk or 4pk)
See page 182

i40S-EL/3PK
40 A Clamp-On Current Transformer
(Purchase as individual or 3pk)
See page 182

IP65 VOLT CONN
IP65 Rated Voltage Connector
See page 182

MP1-3R/1B
Magnet Probe 1 (3× Red, 1× Black)
See page 182

3PHVL-1730-5M
Cable Assembly, Voltage Test Lead 3-Phase+N 5 m

17XX AUX
Auxiliary Input Adapter
See page 183

174X-HANGER
174X Hanger Kit
See page 182

1742-6/8 UPGRADE
Upgrade Kit 1742 to 1746/1748 & 1746 to 1748

Included Accessories

4× Flexible Current Probes, USB Stick, USB Cable, 3PHVL-1730 3-Phase + Neutral Voltage Test Lead, Test Lead Set Red/Black 0.18m, Test Lead Set Red/Black 1.5m, 4× Alligator Clips, 173X/174X Soft Case, Cable Marker Kit, MP1-3R/1B-Magnet Probe 1 Set (3 Red, 1 Black) and Hanger Kit (1748).

Ordering Information

FLUKE-1742/15/INTL	Three-Phase Power Quality Logger
FLUKE-1742/30/INTL	Three-Phase Power Quality Logger
FLUKE-1746/15/INTL	Three-Phase Power Quality Logger
FLUKE-1746/30/INTL	Three-Phase Power Quality Logger
FLUKE-1748/15/INTL	Three-Phase Power Quality Logger
FLUKE-1748/30/INTL	Three-Phase Power Quality Logger

Contact your local distributor for price and availability.

fluke.co/wtb

Fluke Norma 6000 Series Portable Power Analysers

Fluke Norma 6003

Fluke Norma 6004

The Fluke Norma 6000 Series Portable Wide-band Precision Power Analysers gives you more freedom than ever before to make high accuracy power measurements wherever you need. Designed for portability the lightweight, battery powered Fluke 6000 Series eliminates the need to carry large analysers into the field, allowing you to make measurements directly at the load in nearly any environment. By measuring directly at the load, you can discover how the equipment operates under real-world conditions, with real-world variables, not just at a test bench or in the lab.

- Measure three phase power and DC output power at the same time (available in 3 or 4 channel), with voltage and current inputs on each channel
- Make mechanical torque and speed measurements using the included inputs and outputs of the Fluke 6003+ and 6004+
- 0.1% accuracy, 500 kHz bandwidth, 200 ks/s sample rate so you can rely on the power conversion system measurements you take no matter what distortion may be present
- Take precision power measurements almost anywhere – highly portable, battery powered analyser weighing only 3.5 kg and 9.3 cm depth with up to 10 hours of battery life
- View critical data in the field on the main display meter, waveform, harmonics up to the 100th, vector and trend
- Ensure high common-mode rejection and allow flexible configurations according to measurement requirements using the electrically isolated channels
- User adjustable measurement rate from 100 ms to 1 s with continuous logging via 32GB of onboard storage
- Easy in-field set up using the large 5.7" front LCD screen or a remote PC connection (USB or RS485),
- Online measuring, data download and analysis with included PC software (Fluke Power Analyser Software)
- Three year warranty

	Norma 6003	Norma 6003+	Norma 6004	Normal 6004+
Number of channels for voltage / current	3/3	3/3	4/4	4/4
Motor speed / torque measurement	-	Yes	-	Yes
Basic accuracy	0.1%			
Channel-to-channel isolation	Yes			
Main Function	Meter, Scope, Harmonic, Phasor, Trend			
Measuring Parameters *Available in N6003+ and N6004+ only	RMS, DC Component, AC Component, Rectified Mean, Peak Value, Peak-Peak, Crest Factor, Form Factor, Fundamental Component, Fundamental Content, Harmonic Distortion, Harmonic Content, Harmonic Factor for voltages and currents, Active Power, Reactive Power, Apparent Power, Power Factor, Phase Shift, Efficiency, Impedance, Electric Energy, Charge/Discharge capacity (Ah), Frequency, Motor Speed*, Torque*, Mechanical Power*, Mechanical Energy*			
IP and CAT rating	IP50, CAT III 1000 V, CAT IV 600 V			
Colour screen	5.7", backlight, 4:3			
Lithium battery	10.8 V/5000 mAh, 54 Wh			
Communication Interface	USB/RS485			
PC Software	Fluke Power Analyser Software			
Storage Capacity	32GB			

Recommended Accessories

80I-2010S
2000 A AC/DC Current Clamp
See page 183

80I-2010S/3PK
2,000 A AC/DC Current Clamp 3 pack
See page 183

BP291
Additional Battery
See page 182

Included Accessories

Battery BP291, Power Supply Adapter (18V DC, CAT IV 600V Adapter), Power Line Cord, Soft Case, Mains Adapter Set, Test Lead Set, USB (mini B) Cable, RS-485/Synchrony Adapter (3.81 mm, black, 3 pin), Speed / Torque Adapter (3.81 mm, black, 6 pin), USB Flash Drive for PC SW and User Manual.

3-Channel Models: Test Leads, 1.5 m, 3× Red, 3× Black, 6× Blue, Alligator Clips, 3× Red, 3× Black, 6× Blue

4-Channel Models: Test Leads, 1.5 m, 4× Red, 4× Black, 8× Blue, Alligator Clips, 4× Red, 4× Black, 8× Blue

Ordering Information

NORMA 6003	3 Channel Portable Power Analyser
NORMA 6003+	3 Channel Portable Power Analyser with Speed/Torque Inputs
NORMA 6004	4 Channel Portable Power Analyser
NORMA 6004+	4 Channel Portable Power Analyser with Speed/Torque Inputs

Contact your local distributor for price and availability.

fluke.co/wtb

Fluke VR1710 Single Phase Voltage Quality Recorder

Fluke VR1710

Easy-to-use solution for detecting and recording voltage quality problems

The Fluke VR1710 is a single-phase, plug-in voltage quality recorder that provides fast and easy recording of voltage trends, dropouts, harmonics and general power quality including dips and surges to help maintenance and facilities management personnel easily pinpoint the root cause of voltage problems. Voltage quality parameters including RMS average, transients, flicker, and harmonics up to the 32nd are recorded using a user-selected average period from 1 second to 20 minutes.

- Fast and easy recording of voltage trends, dropouts and power quality: Easily pinpoint the root cause of single phase voltage problems
- Extremely easy to use: Plugs directly into the mains power socket and capture data
- Quickly see what happened and when: Min, Max, average RMS values (1/4 cycle) with time stamp and transient display (>100 µs) with time stamp
- Easily identify problems: Power quality or equipment related Flicker recording to EN 61000-4-15, individual harmonic and THD values with trends
- Includes PowerLog software: For quick download, analysis and automatic reporting
- Save time: Generate power quality reports automatically with pre-set templates
- One year warranty



PowerLog Setup – Simple set up of internal clock, logging periods, and intervals with default values for quick results.

PowerLog View – Data presentation showing RMS voltage and harmonic trends, actual transients, summary information and statistics in accordance with EN50160.

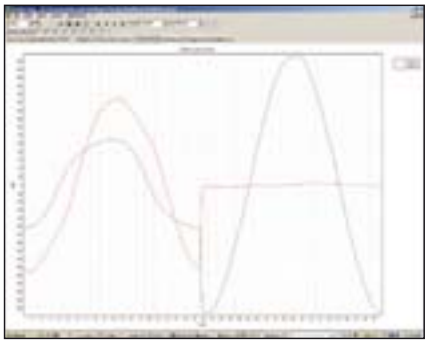

Actual transient display (> 100 µs) with time stamp – Quickly identify issues with included graphical software.

Includes PowerLog software

Applications	
Voltage recording	Monitors and records supply voltage; measures RMS average, minimum and maximum values, and checks whether the socket outlet is providing voltage within tolerance.
Distortion measurement	Measure frequency and harmonics; check whether the distorting loads (UPS systems, drives, etc.) are affecting your other equipment.
Flicker measurement	Quantify the affects of switching loads on lighting systems.
Voltage transients	Capture those intermittent, momentary events that may be affecting your equipment; the full waveform is captured with date, timestamp, and duration.

Specifications	
Operating voltage	70 V to 300 V
Min/Max/Avg RMS value	Resolution 0.125 V
Number of events	175,000
Dips/Interruptions	Yes
Time resolution	5 ms
Voltage resolution)	0.125 V
Over-voltages	Yes
Frequency	Yes
Harmonics measurement	EN 61000-4-7 (up to 32nd)
Flicker measurement	EN 61000-4-15
Number of recording channels	1 Phase to Neutral, 2 Phase/Neutral to Ground
Recording time	1 day to 339 days depending on average time from 1 second to 20 minutes
Transients	Yes
Frequency range	50 Hz ±1 Hz and 60 Hz ±1 Hz
Safety category rating	CAT II 300 V

Included Accessories

USB Cable, PowerLog Software CD, Power Cord Adapter.

Ordering Information

FLK-VR1710	Voltage Quality Recorder

Contact your local distributor for price and availability.

fluke.co/wtb

Portable Oscilloscopes

ScopeMeter® Portable Oscilloscopes take you into territory that standard bench oscilloscopes cant readily with stand - harsh, hazardous and dirty industrial environments. These hand-held instruments combine the performance of a bench oscilloscope with a multimeter and paperless recorder for installing, commissioning and maintaining industrial and electronic equipment out in the field.

Portable Oscilloscope Selection Guide

	120B Series			190 Series III							MDA Series III
Models	**123B**	**124B**	**125B**	**190-062**	**190-102**	**190-104**	**190-202**	**190-204**	**190-502**	**190-504**	**MDA-550**
Bandwidth	20 MHz	40 MHz	40 MHz	60 MHz	100 MHz	100 MHz	200 MHz	200 MHz	500 MHz	500 MHz	500 MHz
Input Channels											
2 scope/DMM Channels	•	•	•								
2 scope Channels + 1 DMM				•	•		•		•		
4 Channels						•		•		•	•
Isolated Inputs				•	•	•	•	•	•	•	•
Triggering											
Connect-and-View™	•	•	•	•	•	•	•	•	•	•	•
IntellaSet™ Technology	•	•	•								
Advanced Triggering				•	•	•	•	•	•	•	•
Advanced Measurement Function											
Cursors		•	•	•	•	•	•	•	•	•	•
TrendPlot™	•	•	•	•	•	•	•	•	•	•	•
ScopeRecord™	•	•	•	•	•	•	•	•	•	•	•
100 screen Replay				•	•	•	•	•	•	•	•
Industrial Bus Health			•								
Harmonics			•								•
FFT				•	•	•	•	•	•	•	•
Power Measurements			•	•	•	•	•	•	•	•	•
Waveform Mathematics			•	•	•	•	•	•	•	•	•
Guided Motor-Drive Analysis											
Motor Drive Input (V, I, Unbalance)											•
Motor Drive Input Harmonics (2–150)											•
Motor Drive DC Bus											•
Motor Drive Output PWM (V, I, dV/dt, overshoot)											•
Motor Drive Input PWM (V, I, dV/dt, overshoot)											•
Motor Shaft Voltage Discharges											•
EN61010-1 Safety											
CAT III 1000 V				•	•	•	•	•	•	•	•
CAT IV 600 V	•	•	•	•	•	•	•	•	•	•	•
Power											
Li-ion	•	•	•	•	•	•	•	•	•	•	•
Battery (hours)	7	7	7	3.5 (opt 8)	3.5 (opt 8)	7	3.5 (opt 8)	7	7	7	7
General Specifications											
Size (H × W × D)	259 mm × 132 mm × 55 mm			270 mm × 190 mm × 70 mm (10.5 in × 7.5 in × 2.8 in)							
Weight	1.4 kg (3.2 lb)			2.2 kg (4.8 lb)							
Fluke Connect®											
Fluke Connect® App	•	•	•	•	•	•	•	•	•	•	•

FlukeView® ScopeMeter® Software for Documenting, Archiving and Analysis of Waveforms

Get more out of your ScopeMeter with FlukeView® ScopeMeter® FLUKEVIEW-2 SCM software for Windows®

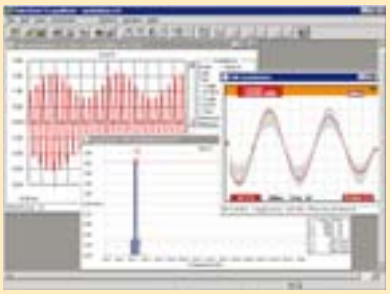

- Copy screen images into your reports and documentation
- Store instrument's screen copies on the PC, in colour
- Capture and store waveform data from your ScopeMeter on your PC
- Online recording of your current waveform
- Create and archive waveform references for easy comparison
- Copy waveform data into your spreadsheet for detailed analysis
- Export data to another analysis program
- Use cursors for parameter measurement
- Add user text to instrument setups and send them to the instrument for operator reference and instructions

Fluke MDA-550 Series III Motor Drive Analyser

Fluke MDA-550-III

Simplify complex motor-drive troubleshooting

The Fluke MDA-550 Motor Drive Analyser simplifies the troubleshooting process for variable frequency drives. On screen step-by-step guided measurements to show you where to make voltage and current connections, while preset measurement profiles ensure you will capture all the data you need for each critical motor-drive section, from the input to the output, the DC bus and the motor itself.

- Measure key motor-drive parameters including voltage, current, DC Bus voltage level and AC ripple, voltage and current unbalance and harmonics, voltage modulation, and motor shaft voltage discharges
- Perform extended harmonics measurements to identify the effects of low and high order harmonics on your electrical power system
- Conduct guided measurements for motor-drive input, DC bus, drive output, motor input and shaft measurements with graphical step-by-step voltage and current connection diagrams
- Preset measurement profiles collect data based on the chosen test procedure and reduce the need for complex configuration
- Capture additional parameters with full 500 MHz oscilloscope, meter and recording capability
- USB & WIFI connectivity for quick and easy data transfer
- Three year warranty

Recommended Accessories

SVS-500
Shaft Voltage Measurement Kit

SB-500
Shaft Voltage Brush Set

BP291
4500 mAh capacity Li-ion Battery
See page 182

Key Features	
Motor Drive Input	**Test Points**
Phase – Phase	V-A-Hz
Phase – Ground	V pk, Vmax, Vmin, V pk-to-pk, Crest factor
Voltage Unbalance	V AC+DC unbalance, V pk-to-pk
Current Unbalance	A AC+DC unbalance, A pk-to-pk
Motor Drive DC Bus	
DC	V DC, V pk-to-pk, V pk max
Ripple	V AC, V pk-to-pk, Hz
Motor Drive Output	
Voltage and Current (filtered)	V-A-Hz, V pwm, V/Hz
Voltage Unbalance	V pwm unbalance, V pk-to-pk
Current Unbalance	A AC+DC unbalance, A pk-to-pk
Voltage Modulation	Phase-phase, Phase-ground, Phase-DC+, Phase-DC- : V pwm, V pk-to-pk, Hz, V/Hz, Delta V, Delta V/s, Risetime peak, Overshoot
Motor Input	
Voltage and Current (filtered)	V-A-Hz, V pwm, V pk, A ac+dc, A pk, V/Hz, Crest factor
Voltage Unbalance	V pwm unbalance, V pk-to-pk
Current Unbalance	A AC+DC unbalance, A pk-to-pk
Voltage Modulation	Phase-phase, Phase-ground: V pwm, V pk-to-pk, Hz, V/Hz, Delta V, Delta V/s, Risetime peak, Overshoot
Motor Shaft	Shaft voltage events: V pk-to-pk, Delta V, Rise/fall time, Delta V/s, Events/s
Motor Drive Input Output and Motor Input	Voltage and Current Harmonics: V and A fundamental, Hz fundamental, %THD, %THD/TDD

Included Accessories

BP291 Li-Ion Battery Pack, BC190 Charger/Power Adapter, 3x VPS421 100:1 High Voltage Probes with Alligator Clips, VPS410-II-R 10:1 500 MHz Voltage Probe, 3x i400s AC Current Clamp, 1x SVS-500 Shaft Voltage Set (3x brush, Probe Holder, Two-Piece Extension Rod and Magnetic Base), Large Size, Protective Carrying Case with Rollers (C437-II), FlukeView-2 PC Software (Full Version) and WiFi Dongle.

Ordering Information

FLUKE-MDA-550-III	Motor Drive Analyser 4CH CLR PRO

Contact your local distributor for price and availability.

fluke.co/wtb

Fluke ScopeMeter® 190 Series III Portable Oscilloscopes

Fluke 190-504 Series III

Fluke 190-102 Series III

Fluke 190-204 Series III

Fluke 190 Series III ScopeMeter Portable Oscilloscopes are high-performance scopes built for harsh industrial environments. These high-performance portable oscilloscopes come with 2 or 4 independently insulated input channels, an IP51 dust and drip proof rating and a CAT III 1000 V/CAT IV 600 V safety rating. Choose from 500 MHz, 200 MHz, 100 MHz or 60 MHz bandwidth models. Now plant maintenance engineers can take a 2 or 4 channel scope into the harsh world of industrial electronics.

- Up to four independent floating isolated inputs, up to 1000V
- Up to 5 GS/s real time sampling (depending on model and channels used)
- Deep memory: 10,000 points per trace waveform capture
- CAT III 1000 V/CAT IV 600 V safety rated instrument for industrial environments
- Up to seven hours of battery operation using BP291
- Security slot: lock down oscilloscope with Kensington® lock while unattended
- IP51 rating, dust and drip-proof
- Connect-and-View™ triggering for intelligent, automatic triggering on fast, slow and even complex signals
- Automatic capture and REPLAY of 100 screens
- ScopeRecord™ Roll mode gives 30,000 points per input channel for low frequency signal analysis
- USB & WIFI connectivity for quick & easy data transfer
- Three year warranty



Use the 27,000 points memory of ScopeRecord and zoom in for maximum detail.

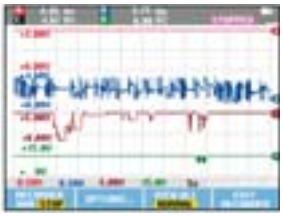

Cursors and zoom features of the Fluke 190 Series III help you to analyse the captured TrendPlot.

Specifications	190-062	190-102	190-202	190-502	190-104	190-204	190-504
Bandwidth (MHz)	60	100	200	500	100	200	500
Scope Inputs	2	2	2	2	4	4	4
Dedicated DMM	1	1	1	1	–	–	–
Dual Input Trendplot™	•	•	•	•	–	–	–
Four Input Trendplot™	–	–	–	–	•	•	•
ScopeRecord Mode	•	•	•	•	•	•	•
Automatic Capture & Replay Mode	•	•	•	•	•	•	•
Cursors	•	•	•	•	•	•	•
Zoom	•	•	•	•	•	•	•
Bus Health Test Mode	–	–	–	–	–	–	–
Advanced Power Measurements	•	•	•	•	•	•	•
EN61010-1 CAT III Safety Rating	1000 V	1000 V	1000 V	1000 V	1000 V	1000 V	1000 V
EN61010-1 CAT IV Safety Rating	600 V	600 V	600 V	600 V	600 V	600 V	600 V
Battery	4 hr Li-ion (8 hr Opt)	4 hr Li-ion (8 hr Opt)	7 hr Li-ion	7 hr Li-ion	7 hr Li-ion	7 hr Li-ion	7 hr Li-ion
Optical RS-232	–	–	–	–	–	–	–
Isolated USB	•	•	•	•	•	•	•
Isolated USB Memory	•	•	•	•	•	•	•

Recommended Accessories

Accessories for the Fluke 190-III Portable Oscilloscopes are available in the Accessories Section on Pages 180-181.

Included Accessories

Fluke 190 4-Channel Models: VPS410-X (1 red, 1 grey, 1 blue, 1 green), Double Capacity BP291 Li-ion Battery, BC190 Battery Charger, Hanging Strap, Adjustable Hand Strap, User Manual on CD-ROM, FlukeView® Demo Package and USB Interface Cable for PC connectivity.

Fluke 190 2-Channel Models: VPS410-X (1 red, 1 blue), Single Capacity BP290 Li-ion Battery, TL175 Test Leads.

Fluke /S (SCC-290 Kit) Models: FlukeView® ScopeMeter® Software and C290 Hard Carrying Case.

Ordering Information

FLUKE-190-062-III	Colour ScopeMeter 60MHz, 2 Channel
FLUKE-190-062-III-S	Colour ScopeMeter 60MHz, 2 Channel with SCC-290 Kit
FLUKE-190-102-III	Colour ScopeMeter 100MHz, 2 Channel
FLUKE-190-102-III-S	Colour ScopeMeter 100MHz, 2 Channel with SCC-290 Kit
FLUKE-190-104-III	Colour ScopeMeter 100MHz, 4 Channel
FLUKE-190-104-III-S	Colour ScopeMeter 100MHz, 4 Channel with SCC-290 Kit
FLUKE-190-202-III	Colour ScopeMeter 200MHz, 2 Channel
FLUKE-190-202-III-S	Colour ScopeMeter 200MHz, 2 Channel with SCC-290 Kit
FLUKE-190-204-III	Colour ScopeMeter 200MHz, 4 Channel
FLUKE-190-204-III-S	Colour ScopeMeter 200MHz, 4 Channel with SCC-290 Kit
FLUKE-190-502-III	Colour ScopeMeter 500MHz, 2 Channel
FLUKE-190-502-III-S	Colour ScopeMeter 500MHz, 2 Channel with SCC-290 Kit
FLUKE-190-504-III	Colour ScopeMeter 500MHz, 4 Channel
FLUKE-190-504-III-S	Colour ScopeMeter 500MHz, 4 Channel with SCC-290 Kit

Contact your local distributor for price and availability.

fluke.co/wtb

Fluke ScopeMeter® 120B Series Industrial Hand-Held Oscilloscopes

Fluke 125B

Simplified testing, more insight and faster electro-mechanical troubleshooting

The compact ScopeMeter® 120B Series, is the rugged oscilloscope solution for industrial electrical and electro-mechanical equipment troubleshooting and maintenance applications. It's a truly integrated test tool, with oscilloscope, multimeter and high-speed recorder in one easy-to-use instrument. The ScopeMeter 120B Series also integrates with Fluke Connect® mobile app and FlukeView® for ScopeMeter software to enable further collaboration, data analysis and archiving of critical test information.

The 120B Series Industrial ScopeMeter Test Tools include innovative functions designed to help technicians troubleshoot faster and get the answers they need to keep their systems up and running. Colour Display Waveforms with Connect-and-View™ trigger and setup technology and automatically view related numerical measurements using Fluke IntellaSet™ technology, all without making manual measurement adjustments.

- Dual-input digital oscilloscope and multimeter
- 40 MHz or 20 MHz oscilloscope bandwidth
- Two 5,000-count true-RMS digital multimeters
- Connect-and-View™ trigger simplicity for hands-off operation
- IntellaSet™ technology automatically and intelligently adjusts numerical readout based on the measured signal
- Dual-input waveform and meter reading recorder for trending data over extended periods
- With Recorder Event Detect capabilities and expandable micro SD memory, recording sessions can be done for up to 14 days
- The ScopeMeter 125B Bus Health Test analyses the electrical signals on the Industrial Network Bus and gives a clear "Good", "Weak" or "Bad" indication mark for each of the relevant parameters used in CAN-bus, Profi-bus, Foundation Field, RS2-232 and more
- Three year warranty

Specifications	123B	124B	125B
Full Function Dual Input Scope and Meter	•	•	•
Oscilloscope Bandwidth MHz	20	40	40
Meter and Scope Recorder	•	•	•
Scope Cursor Measurements	–	•	•
Power and Harmonics Measurements	–	–	•
Bus Health	–	–	•
10:1 Voltage Probe	–	•	•
i400S AC Current Clamp	–	–	•

Recommended Accessories

STL120-IV
Shielded Test Lead Set 600V CAT IV

HC120-II
Set of 2 Hook Clips

BB120-IV
Set of 2 Banana to BNC Adapter

VPS41
Voltage Probe Set 40MHz 600V CAT IV

I400S
AC Current Clamp
See page 182

I410
AC/DC Current Clamp
See page 173

Fluke I5S
AC Current Clamp
See page 171

C120B
Soft Carrying Case

SCC120B
Accessory Kit

Included Accessories

Fluke 120B: Li-Ion Battery Pack, Charger/Power Adapter, 10:1 Voltage Probe (124B, 125B), i400s AC Currently Clamp (125B), 2 Shielded Test Leads with Ground Leads, Black Test Lead, Red and Blue Hook Clips, Banana to BNC Adapter, USB Angled Adapter and WiFi USB Adapter.

Fluke 120B/S: Also include Soft Carry Case, FlukeView® for Windows® Software, Magnetic Hanger and Screen Protector.

Ordering Information

FLUKE-123B/AU	Industrial 20MHz ScopeMeter Kit
FLUKE-123B/AU/S	Industrial 20MHz ScopeMeter Kit
FLUKE-124B/AU	Industrial 40MHz ScopeMeter Kit
FLUKE-124B/AU/S	Industrial 40MHz ScopeMeter Kit
FLUKE-125B/AU	Industrial 40MHz ScopeMeter Kit
FLUKE-125B/AU/S	Industrial 40MHz ScopeMeter Kit

Contact your local distributor for price and availability.

fluke.co/wtb

Maintenance Manager

Focus: Maintaining plant uptime and maintenance efficiency

What issues do you face?

- Ensuring continuous uptime
- Maintaining good ROI for equipment
- Compliance
- Process improvement
- Increase efficiency

Fluke solutions:

- Temperature
- Pressure
- Standards
- Process tools

Quality Manager

Focus: Maintaining and documenting product quality

What issues do you face?

- Complying with quality regulations
- Maintaining documentation of processes

Fluke solutions:

- Temperature
- Pressure
- Standards
- Process tools
- Software

Field Calibration Technician

Focus: Calibrating and verifying measurement devices

What issues do you face?

- Making accurate measurements
- Documenting procedures
- Increasing throughput

Fluke solutions:

- Temperature
- Pressure
- Standards
- Process tools
- Software
- Field Metrology Wells

Instrumentation Technician

Focus: Maintaining and verifying instrumentation throughout the plant

What issues do you face?

- Monitor and maintain sensors and transmissions
- Accurate measurements

Fluke solutions:

- Temperature
- Pressure
- Standards
- Process tools
- Software
- Field Metrology Wells

Process Calibration Solutions

Bench Pressure Controllers	Bench Temperature Sources		Process Calibrators			
P3130	9100S	9144	707	725	754	789

FLUKE ®

Process Calibration Solutions

Get more information on
Fluke Process Calibration solutions at
fluke.co/calibration
Based on you. **Built by Fluke.**

** Diagram is not intended to be an exact representation. Diagram components are not to scale and are for illustration purposes only.*

Learn how Fluke solutions can save you time and money while increasing your productivity at www.fluke.com.au

mA Loop Calibrator	Handheld Pressure Calibrators			Deadweight Testers		Pressure Gauge	Temperature Readouts	Software Solutions
773	700PTP	719 PRO	729/729 PRO	P5510	3120	700G/730G	1524	DPC/TRACK 2

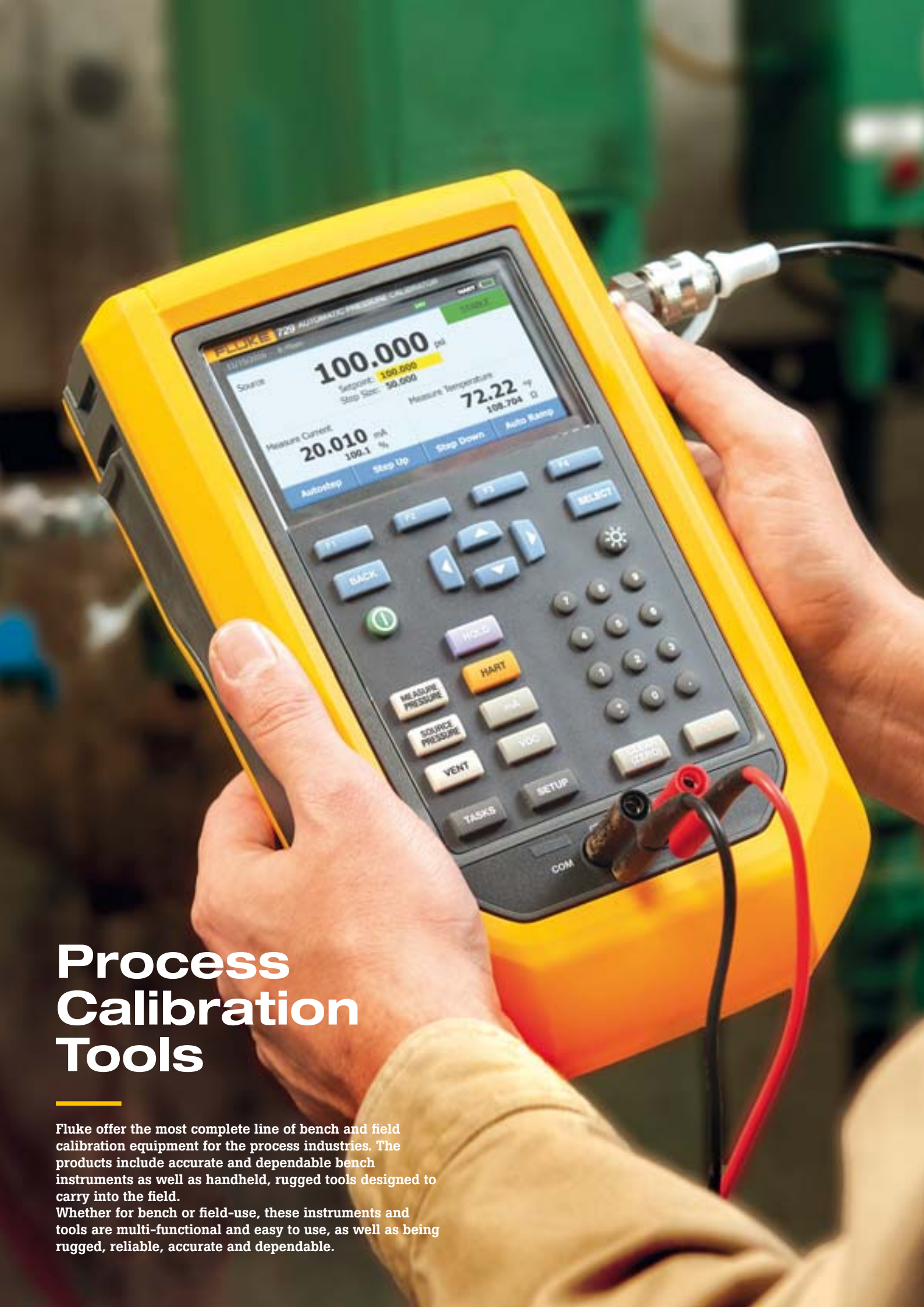

Process Calibration Tools

Fluke offer the most complete line of bench and field calibration equipment for the process industries. The products include accurate and dependable bench instruments as well as handheld, rugged tools designed to carry into the field.
Whether for bench or field-use, these instruments and tools are multi-functional and easy to use, as well as being rugged, reliable, accurate and dependable.

Process Calibration Tools Selection Guide

FLUKE®

	Documenting Process Calibators	Multifunction Process Calibrators		Temperature Calibrators			Pressure Calibrators						Automatic Pressure Calibrator		Loop Calibrators						Process-Meters™
	754 / 753	725	726	724	714B	712B	718 / 718Ex	717	730G	719	719Pro	721	729	729 Pro	715	705	707	709 / 709H	771	772 / 773	789[5] / 787B
Voltage DC	300 V	30 V	30V	30 V	75 mV				30 V		30 V	30 V	30 V	30 V	10 V	28 V	28 V	30 V		- / 30 V	1000 V
Voltage AC (True RMS)	300 V																				1000 V
Resistance	10 kΩ	3200 Ω	4000 Ω	3200 Ω		4000 Ω															40 MΩ
Current DC	110 mA	24 mA	24 mA	24 mA	24 mA	24 mA	24 mA	24 mA	24 mA	24 mA	24 mA	24 mA	24 mA	24 mA	24 mA	24 mA	24 mA	24 mA	100 mA	100 mA	30 mA, 1 A
Current AC																					•
Frequency	50 kHz	10 kHz	15 kHz																		20 kHz
Pressure	•[1]	•[1]	•[1]				-0.85 bar to 20 bar (4 ranges) / up to 700 bar[2]	-0.85 bar to 700 bar (10 ranges)	-20m bar to 690 bar (31 ranges)	-0.85 bar to 7 bar (2 ranges) / up to 700 bar[2]	-0.8 to 20 bar (3 ranges)/ up to 700 bar[2]	input 1: -0.97 bar to 2,48 bar input 2: -0.83 bar to 345 bar[3]	-0.83 bar to 20.69 bar (3 ranges)	-0.95 bar to 70 bar (2 models, up to 6 pressure modules)							
Temperature						–					-50 to 150°C[4]	-50 to 150°C[4]	-50 to 150°C[4]	-50 to 150°C[4]							
Temperature: RTD types	8	7	8	7		13															
TC types	13	12	12	12	17																
Source/Simulate																					
Voltage DC	15 V	10 V	20 V	10 V	75 mV								30 V	30 V	10 V					- / 10 V	
Resistance	10 kΩ	3200 Ω	4000 Ω	3200 Ω		4000 Ω															
mA DC/% scale	22 mA	24 mA	24 mA							●	●		24 mA	24 mA	24 mA	24 mA	24 mA	●		24 mA	24 mA
mA source; auto step, auto ramp	•	•	•										•	•	•	•	•	•		•	•
Frequency	50 kHz	10 kHz	15 kHz																		
Temperature: RTD types	8	7	8	7		13															
Temperature: TC types	13	10	10	10	17																
Record																					
Min/Max	•						•	•		•	•	•	•	•							•
Hold							•	•		•									•	•	•
As Found/ As Left results	•												•	•							
Log data	•								•				•	•				-/•			
Upload data to PC	•												•	•				-/•			•
Remote operation		•/-	•										•	•							
Features																					
Loop supply	26 V	24 V/12 V	24 V	24 V			24 V / -	24 V	24 V	24 V	24 V	24 V	24 V	24 V	24 V	24 V	24 V	24 V		24 V	24 V/-
HART® communication	•/-								•				•	•				-/•			
Integrated hand pressure pump							•														
Electric Pump										•	•	•	•	•							
Intrinsically safe (ATEX)							718 Ex														
NIST traceable certification	•	•	•	•	•	•	•	•	•	•	•	•	•	•	•	•	•	•			
Warranty in years	3	3	3	3	3	3	3	3	3	3	3	3	3	3	3	3	3	3	3	3	3

[1] Fluke 750 Pressure Modules Required
[2] Ranges for the internal sensor
[3] Ranges depending on version
[4] By using optional 720 RTD Probe accessory
[5] Fluke 789 & 787B are Fluke Connect® compatible with Fluke ir3000 FC Connector (sold seperately)

Process Calibration Tools

Fluke 787B and 789 ProcessMeter™

Fluke 789

Fluke 787B

Double the troubleshooting power so you can do more, while carrying a lot less

The Fluke 787B and 789 ProcessMeter™ double troubleshooting capabilities by combining the power of a safety rated digital multimeter and mA loop calibrator into a single, compact test tool. Whether you only need to source and simulate mA, or need a 24 V loop power supply, Fluke has a ProcessMeter™ test tool designed specifically to meet your needs.

Fluke 787B and 789 key features

- 20 mA DC current source/measure/simulate
- Simultaneous mA and% of scale readout
- DMM designed to meet 1000 volt IEC 61010 CAT III and 600 V CAT IV standards
- Fluke Connect® compatibility for wireless data logging (with IR3000FC module)
- Precision 1000 V, 440 mA true-RMS digital multimeter
- Frequency measurement to 20 kHz
- Min/Max/Average/Hold/Relative modes
- Diode test and continuity beeper
- Manual step (100%, 25%, Coarse, Fine) plus Auto Step and Auto Ramp
- Externally accessible battery for easy battery changes
- Three year warranty

Fluke 789 additional features

- 24 V loop power supply
- HART mode setting with loop power (adds 250 ohm resistor)

Measurement Function	Range and Resolution	Best Accuracy (% of reading + LSD)
V DC	400.0 mV, 4.000 V, 40.00 V, 400.0 V, 1000 V	0.1% + 1
V AC (True-RMS)	400.0 mV, 4.000 V, 40.00 V, 400.0 V, 1000 V	0.7% + 2
mA DC	30.000 mA	.05% + 2
A DC	1.000 A (0.440 A continuous)	0.2% + 2
A AC	1.000 A (0.440 A continuous)	1% + 2
Resistance	400.0 O, 4.000 kO, 40.00 kO, 400.0 kO, 4.0 MO, 40 MO	0.2% + 1
Frequency (0.5 Hz to 20 kHz)	199.99 Hz, 1999.9 Hz, 19.999 kHz	.005% + 1
Diode Rest	2.000 V (shows diode voltage drop)	2% + 1
Continuity	Beeps for resistance < approx. 100 ohms	

Output Function	Range and Resolution	Drive Capability	Accuracy
DC Current Output (Internal Battery Operation)	0.000 to 20.000 mA or 4.000 to 20.000 mA, (selectable at power-up) Over-range to 24.000 mA	24 V compliance or, 1,200 ohms, @ 20 mA	.05%
DC Current Simulate (Ext. 15 V to 48 V loop supply)	0.000 to 20.000 mA or 4.000 to 20.000 mA, (selectable at power-up) Over-range to 24.000 mA	1000 ohms, @ 20 mA	.05%
24 V Loop Supply*	Minimum 24 V	250 ohms @ 20 mA	> 24 V
Current Adjustment Modes	Manual: Coarse, Fine, 25% and 100% step Automatic: Slow Ramp, Fast Ramp, 25% step		

*24 V Loop Supply available on 789 ProcessMeter™ only.

Recommended Accessories

IR3000 FC
Fluke Connect® ir3000 Connector
See page 177

TPAK
ToolPak Meter Hanging Kit
See page 176



80T-150UA
Universal Temperature Probe
See page 169

TL220
SureGrip™ Industrial Test Lead Set
See page 167

80PK-8
Pipe Clamp Temperature Probe
See page 169

Recommended Kits

Bundle & Save

Fluke Connect® 789 ProcessMeter™ and Temperature Kit

For more details see page 192

Included Accessories

TL71 Test Lead Set, AC72 Alligator Clips, Four AA Alkaline Batteries, User Manual and Quick Reference Guide.

Ordering Information

FLUKE-787B	ProcessMeter™
FLUKE-789	ProcessMeter™
FLUKE-789/ T3000FC	Fluke Connect 789 ProcessMeter™ & Temperature Kit
FLUKE-IR3000 FC	Fluke Connect® Infrared Connector
FVF-SC2	FlukeView® Forms Software (incl. Interface Cable)

Contact your local distributor for price and availability.

fluke.co/wtb

Fluke 771, 772 and 773 mA Process Clamp Meters

Don't break the loop on 4–20 mA signal measurements and save time with the Fluke 771, 772 and 773 Milliamp Process Clamp Meters. Three year warranty, (one year provided on mA clamp assembly and cable).

Use the Fluke 772 and 773 to:

- Source 4–20 mA signals for testing control system I/O or I/Ps
- Simulate 4–20 mA signals for testing control system I/O
- Measure 4–20 mA signals with in-circuit measurement
- Power a transmitter with the 24 V loop power supply
- Automatically ramp and step change the 4–20 mA output for remote testing

Use the Fluke 773 to:

- Measure DC voltage to verify 24 V power supplies or voltage I/O signals
- Source DC voltage to test voltage input devices
- Scaled mA output signal enables a logging DMM (289) to record 4–20 mA signal without breaking the loop
- mA in/out: simultaneously source a mA signal while measuring a mA signal with the clamp

	mA measure w/jaw	mA measure In circuit	mA source	mA sim	Loop power 24 V	DCV source 0-10 V	DCV measure 0-30 V	Scaled mA output to mA input	mA in/out
771	•	–	–	–	–	–	–	–	–
772	•	•	•	•	•	–	–	–	–
773	•	•	•	•	•	•	•	•	•

Specifications	Function	Resolution and range	Accuracy	Notes
771, 772, 773	mA measurement	0 to 20.99 mA	0.2% + 5 counts	Measured by clamp
		21.0 mA to 100.0 mA	1% + 5 counts	–
772 and 773	mA measurement	0 to 24.00 mA	0.2% + 2 counts	Measured in series with test jacks
772 and 773	mA source	0 to 24.00 mA	0.2% + 2 counts	Maximum mA drive: 24 mA into 1,000 Ω
772 and 773	mA simulate	0 to 24.00 mA	0.2% + 2 counts	Maximum voltage 50 V DC
773	Voltage source	0 to 10.00 V DC	0.2% + 2 counts	2 mA maximum drive current
773	Voltage measure	0 to 30.00 V DC	0.2% + 2 counts	–

	771	772	773
Battery	Two 1.5 V, Alkaline, IEC LR6	Four 1.5 V, Alkaline, IEC LR6	
Working hours	40 hours typical	12 hours @ 12 mA source into 500 ohms	
Size (H×W×L)	59 mm × 38 mm × 212 mm	43.7 mm × 70 mm × 246.2 mm	
Weight	260 g	410 g	
Operating temperature	-10°C to 50°C		
IP rating	IP 40		

Recommended Accessories

TL220
SureGrip™ Industrial Test Lead Set
See page 167

C550
Tool Bag
See page 175

Fluke 771, 772 and 773 mA Process Clamp Meters pay for themselves

- The more you use them the more money you save
- Measuring 4–20 mA signals (five) times without operator intervention can pay for the 771
- Saving a trip back to shop to get a loop calibrator can pay for the price difference of the 772
- Saving a trip back to the shop for a voltage test source can pay for the price difference of the 773

Included Accessories

Fluke 771: Soft Carrying Case, User Manual.

Fluke 772/773: Four AA Alkaline Batteries (installed), Soft Carrying Case, TL75 Test Leads, AC 72 Detachable Clip, TL940 Mini-hook Test Leads, Instruction Sheet, Hanging Tool with Hook and Loop Strap.

Ordering Information

FLUKE-771 Milliamp Process Clamp Meter

FLUKE-772 Milliamp Process Clamp Meter

FLUKE-773 Milliamp Process Clamp Meter

Contact your local distributor for price and availability.

fluke.co/wtb

Fluke 709, 709H and 710 Precision Loop Calibrators

Fluke 710

Fluke 709H

HART is a registered trade mark of the HART Communications Foundation.

The Fluke 709 and 709H mA Loop Calibrators and 710 Valve Tester are designed to save time and produce high-quality results. These calibrators are built around a user friendly interface with a Quick-Set rotary encoder knob. This tool reduces the time it takes to measure, or source, current and power up a loop. The protective holster easily fits into a technician's hand and the large backlit display is easy to read, even in dark, cramped worked areas.

- Best-in-class accuracy at 0.01% reading
- HART® Communication (709H, 710) communicate with and test HART smart instruments
- Compact rugged design
- Intuitive user interface with quick-set knob for fast setup, easy to use
- 24 V DC loop power with mA measure mode
- Resolution of 1 µA on mA ranges
- Built in selectable 250 Ω resistor for HART communications
- Simple two wire connection for all measurements
- Valve test (source and simulate defined mA values with % keys)
- Upload logged mA measurements and HART device data using the 709H with optional 709H/TRACK software
- Three year warranty

HART® Communication

The Fluke 709H offers a built-in HART modem for communication capability to perform the following commands:

- Read message, tag, descriptor and calibration date
- Read sensor PV information and PV output information
- Read long tag
- Write PV ranges (upper and lower)
- Enter/exit fixed current mode and set zero offset
- Trim DAC zero (mA output 4 mA) and trim DAC gain (mA output 20 mA)

The Fluke 710 has key valve-testing functions include preconfigured valve signature test, speed test, step test, manual test and bump/partial stroke test. The instrument comes with ValveTrack™ desktop software where you can upload valve test results, logged measurements and HART device configurations captured in the field.

Key Features	709	709H	710
mA measure (range and accuracy)	0-24 mA @ 0.01%	0-24 mA @ 0.01%	0-24 mA @ 0.01%
mA source/simulate	0-24 mA @ 0.01%	0-24 mA @ 0.01%	0-24 mA @ 0.01%
DCV measure	0-30 V @ .01%	0-30 V @ .01%	0-30 V @ .01%
DCV source			
24 V loop power	•	•	•
Auto step/ramp	•	•	•
Documenting and log data		Option	•
HART communication		•	•
Intrinsically safe			
Valve testing	Analog	Analog	Analog/HART
Non-contact clamp			

Recommended Accessories

709H TRACK
Software/Cable
HART® Communication

C195
Soft Carry Case
See page 175

TP220
Industrial Test Probes
See page 164

AC285
SureGrip™
Alligator Clips
See page 164

TL80A
Basic Electronic
Test Lead Set
See page 167

TL220
SureGrip™ Industrial
Test Lead Set
See page 167

Included Accessories

709: AC175 Alligator Clip Set, TL75 Test Leads, Soft Case, Six AAA Batteries (installed), Product Manual (CD), Quick Reference Guide, Safety Information.

709H: 754-8016 Alligator Clip Set, 75X-8014 Stackable Lead Set, TP220-4201 Test Probes, AC280-5001 SureGrip Hook Clips, Soft Case, Six AAA Batteries (installed), Product Manual (CD), Quick Reference Guide, Safety Information.

710: Stackable Test Lead Set, Extended Tooth Alligator Clip Set, TP220 Test Probes, AC280 SureGrip™ Hook Clips, Lemo to USB Cable ValveTrack™ Software (free download), Softcase, Six AAA batteries (installed).

Ordering Information

FLUKE-709	Precision Loop Calibrator
FLUKE-709H	Precision Loop Calibrator with HART®
FLUKE-709H/TRACK	HART® Data-Logging Communications Software
FLUKE-710	Valve Tester

Contact your local distributor for price and availability.

fluke.co/wtb

Fluke 715, 707, and 705 Loop Calibrators

Complete family of Volt/mA calibrators

Fluke 715

Fluke 705

Fluke 707

Fluke 715 Volt/mA Calibrator

- Source voltage to 200 mV or 20 V
- Measure loop current (0 to 20 mA, 4-20 mA) signals with 0.01% accuracy and 1 µA resolution
- Measure voltage output process signals from PLCs, transmitters
- Source or simulate 4-20 mA loop current
- 24 V loop supply with simultaneous current measurement
- Ramp and Step Ramp output functions
- Three year warranty

Fluke 707 and 705

- Innovative output adjustment dial on 707 provides 1 µA and 100 µA resolution and one-hand operation
- Large display and simple interface for ease of use
- Simultaneous mA and% readout for quick, easy interpretation of readings
- mA accuracy of 0.015% on the Fluke 707 and 0.02% on the 705
- HART mode on 707 connects 250 ohm resistor in series with 24 V loop for compatibility with HART® communicators
- Push button 25% steps for fast, easy linearity checks
- "Span Check" for fast confirmation of zero and span
- Selectable slow and fast linear step ramp provide ramping outputs for valve slewing, remote testing and loop functional tests
- 24 V internal loop supply, so you can power and read a transmitter at the same time without carrying a DMM
- 0 to 20 mA or 4-20 mA default start up modes
- Three year warranty

Recommended Accessories

TL28A
Heavy Duty Test Lead Set
See page 178

TL220
SureGrip™ Industrial Test Lead Set
See page 167

C550
Tool Bag
See page 175

	705/707	715
Voltage measurement		
Range	0 V to 28 V	0 mV to 200 mV / 0 V to 25 V
Resolution	1 mV	10 µV / 1 mV
Accuracy	705: 0.025% Rdg + 1 LSD 707: 0.015% Rdg + 2 LSD	0.01% Rdg + 2 LSD
Current measurement		
Range	0 mA to 24 mA	0 mA to 24 mA
Resolution	0.001 mA	0.001 mA
Accuracy	705: 0.02% Rdg + 2 LSD 707: 0.015% Rdg + 2 LSD	0.01% + 2 LSD
Current sourcing		
Range	0 mA to 20 mA or 4 mA to 20 mA	0 mA to 20 mA or 4 mA to 20 mA
Accuracy	705: 0.025% Rdg + 2 LSD 707: 0.015% Rdg + 2 LSD	0.01% Rdg + 2 LSD
Drive capability	705: 1000 Ω @ 24 mA 707: 1200 Ω @ 24 mA	1000 Ω @ 24 mA
Loop power while measuring mA	24 V	
Voltage sourcing	–	0 mV to 200 mV or 0 V to 20 V
Display current and% of span	Yes	mA or%
Auto step, auto ramp	Yes	
Span Check	Yes	
Battery life	18 hours typical, at 12 mA	

Included Accessories

Fluke 705/707: Test Leads, AC175 Alligator Clips, Single 9V Alkaline Battery, Instruction Sheet.

Fluke 715: Yellow Holster (H80M excl. TPAK), Test Leads and AC175 Alligator Clips, Single 9V Alkaline Battery, Instruction Sheet.

Ordering Information

FLUKE-705 Loop Calibrator

FLUKE-707 Loop Calibrator

FLUKE-715 Volt/mA Calibrator

Contact your local distributor for price and availability.

fluke.co/wtb

Fluke 725 and 726 Multifunction Process Calibrators

Fluke 726

Fluke 725

Pressure Enabled

More calibration power!

- Two separate channels; measure, source and view process signals simultaneously
- Measure volts, mA, RTDs, thermocouples, frequency, and resistance to test sensors and transmitters
- Source/simulate volts, mA, thermocouples, RTDs, frequency, and pressure to calibrate transmitters
- Measure or source pressure using any of 50 Fluke xx Pressure Modules
- Source mA with simultaneous pressure measurement to conduct valve and I/P tests
- Perform fast linearity tests with auto step and auto ramp
- Power transmitters during test using 24 V loop supply and simultaneous mA measurement
- Store frequently-used test setups for later use
- Three year warranty

726 additional features:

- More precise measurement and calibration source performance, accuracies of 0.01%
- Transmitter error% calculation
- Memory storage for up to 8 calibration results
- Frequency totaliser and frequency pulse train source mode
- HART mode inserts 250 ohm resistor in mA measure and source for compatibility with HART instrumentation
- Integrated pressure switch test
- Custom RTD curves, add calibration constants for certified RTD probes for enhanced temperature measurement

Recommended Accessories

TL220
SureGrip™ Industrial Test Lead Set
See page 167

C125
Soft Case
See page 177

80PK-27
Industrial Surface Temperature Probe
See page 171

700PRV
Pressure Relief Valve Kit
See page 187

750PXX
Pressure Module
See page 139



Function or Source	Range or Type	Resolution	Accuracy	Notes
Voltage	0 to 100 mV 725: 0 to 10V (source) **0 to 20V (source)** 725/726: 0 to 30V (measure)	0.01 mV 0.001 V 0.001 V 0.001 V	**0.01%** 0.02% Rdg + 2 LSD	Max load, 1 mA
mA	0 to 24	0.001 mA	0.01%; 0.02% Rdg +2 LSD	Max load, 725/726: 1000Ω
mV (TC terminals)	-10.00 mV to +75.00 mV	0.01 mV	**0.01%** 0.025% of range + 1 LSD	
Ohms	15Ω to 3200Ω **5Ω to 4000Ω**	0.01Ω to 0.1Ω	0.10Ω to 1.0Ω **0.015%**	
Hz - CPM	2.0 to 1000 CPM 1 to 1000 Hz 1.0 to 10.0 kHz **10.0 to 15.0 kHz**	0.1 CPM 1 Hz 0.1 kHz **0.1 kHz**	±0.05% ±0.05% ±0.25% **±0.05%**	Source; 5V p-p **1V - 20 V p-p** squarewave, -0.1 V offset
Loop Supply	725/726: 24 V DC	N/A	10%	
T/C	J, K, T, E, L, N, U, XK	0.1°C	to 0.7°C to 0.2°C	
T/C	B, R, S, BP	1°C	to 1.7°C to 1.2°C	
RTDs	**Cu (10)**, Ni 120 (672) Pt 100, 200, 500, 1000 (385) Pt 100 (3916), Pt 100 (3926)	**0.01°C** 0.1°C	**to 0.15°C** to 0.2°C	

Simultaneous function capability	Channel A	Channel B
24.000 mA DC	M	M or S
24.000 mA DC with 24 V loop supply	M	—
100.00 mV DC	—	M or S
30.000 V DC measure	M	—
20.000 V DC measure; 10.000 V DC source; **20.000 V DC source**	—	M or S
15 to 3200 Ohms (725); **5 to 4000 Ω** (726)	—	M or S
Thermocouple J, K, T, E, R, S, B, M, L, U, N, XK, BP	—	M or S
RTD **Cu 10**, Ni120; Pt100 (392); Pt100 (JIS); Pt100, 200, 500, 1000 (385), XK and BP	—	M or S
Pressure (requires Fluke 750PXX Modules)	M	M used as S
Frequency; 10 kHz; **(15 kHz)**	—	M or S

M = Measure, S = Source/Simulate

Unique 726 features are in bold

Included Accessories

TL75 Test Lead Set (TL75), AC70A Test Clip Set (725), AC72 Test Clip Set (726), Stackable Test Lead Set, Four AA Batteries, Replacement Fuse (725), User Manual on CD, NIST Traceable Calibration Certificate.

Ordering Information

FLUKE-725 Multifunction Process Calibrator

FLUKE-726 Precision Multifunction Process Calibrator

Contact your local distributor for price and availability.

fluke.co/wtb

Fluke 750 Series Documenting Process Calibrators

Fluke 753

Fluke 754

HART is a registered trade mark of the HART Communications Foundation.

Whether you're calibrating instruments, troubleshooting a problem or running routine maintenance, Fluke's 753 and 754 Series Process Calibrators can help you get the job done faster. They do so many different tasks, so quickly and so well and they are the only process calibrators you need to carry.

- Measure volts, mA, RTDs, thermocouples, frequency, and ohms to test sensors, transmitters etc
- Source/simulate volts, mA, thermocouples, RTDs, frequency, ohms, and pressure to calibrate transmitters
- Power transmitters during test using loop supply with simultaneous mA measurement
- Measure/source pressure using any of Fluke's 50 Pressure Modules
- Measure and source simultaneously with one compact, rugged, reliable tool
- Create and run automated as-found/as-left procedures to satisfy quality programs or regulations and record and document results.
- Advanced features like autostep, custom units, user entered values during test, one-point and two-point switch testing, square root DP flow testing, programmable measurement delay and more
- Control the temperature of selected HART® Scientific Dry Blocks
- Handle fast pulsed RTD transmitters and PLCs in RTD source mode with 1 ms response time
- Three year warranty

Fluke 753: A complete Documenting Calibrator

The Fluke 753 is a complete multifunction documenting calibrator and includes a PC interface that lets you load procedures, lists and instructions created with software—or unload data for printing, archiving, and analysis. The 753 can hold a full week of calibrations and procedures.

Fluke 754: Get HART-ability™

The Fluke 754 offers all of the capabilities of the 753, plus the ability to calibrate, maintain and troubleshoot HART instrumentation. Integrated HART communication functions permit you to monitor, control and calibrate HART instrumentation. It handles fast pulsed instruments such as RTD transmitters and PLCs responding to pulses within 1 ms.

Instrumentation Management Software

The Fluke 753 and 754 are compatible with Fluke 750SW DPC/TRACK2 software and with software from Cornerstone, Emerson, Honeywell, On Time Support, Prime Technologies, Yokogowa, Intools, Meridium and Beamex.

For more information, visit **www.fluke.com.au**

Functions	Measure	Sourcing
DC voltage	0.020% reading + 0.005% full scale	0.01% output + 0.005% full scale
DC current	0.01% reading + 5 µA	0.01% output + 0.003 mA
Resistance	0.05% reading + 50 mΩ	0.01% output + 240 mΩ
Frequency	0 to 50 kHz, ±0.5 Hz to 1100 Hz	0 to 50 kHz, ±0.1 Hz to 1099.9 Hz
Thermocouples	0.3°C	0.2°C
RTDs	0.3°C	0.1°C
Pressure	To 0.025% of full scale, per pressure module specifications	

General Specifications	
Battery life	Typically over eight hours
Internal battery pack	Li ion 4400 mAh
Battery replacement	Via twist lock fastener without opening calibrator; no tools required
Weight	1.2 kg
Size (HxWxD)	245 mm × 136 mm × 63 mm
RTDs	0.3°C
Pressure	To 0.025% of full scale, per pressure module specifications

Recommended Accessories

750PXX
Pressure Modules
See page 139

750SW
DPC/TRACK2 Software

C799
Field Soft Case
See page 178

754HCC
Smart Instrument Communication Cable

Bundle Package

Fluke 754/750SW 754DPC and 750SW DPCTRACK2 Bundle Package

Purchase the Fluke 754 with the Fluke DPC/TRACK2™ software at a special bundle package price.

For more information, go to **fluke.com/au/754**

Included Accessories

Stackable Test Leads (3 sets), TP220 Test Probes (3 sets) with extended Tooth Alligator Clips (3 sets), AC280 Hook Clips (2 sets), BP7240 Li-ion Battery Pack, BC7240 Battery Charger, C799 Field Soft Case, USB Communication Cable, Getting Started Guide, Instruction Manual on CDROM, NIST Traceable Certificate of Calibration, DPCTrack™ 2 Sample Software that enables upload and printing of calibration records, 754 HHC HART® Communication Cable (754 only).

Ordering Information

FLUKE-753	Documenting Process Calibrator
FLUKE-754	Documenting Process Calibrator HART®
FLUKE-754/750SW	754DPC and 750SW DPCTRACK2 Bundle Package
FLUKE-750SW	DPC/TRACK2 Software

Contact your local distributor for price and availability.

fluke.co/wtb

Fluke 154 HART® Calibration Assistant

Fluke 154

HART® Calibration assistance at your fingertips. Combine with a Fluke Calibrator for a total HART Calibration Solution.

The 154 puts HART device configuration at your fingertips. An Android™ based tablet user interface makes HART configuration easy. The external wireless modem allows you to connect the modem to the transmitter being tested so you can communicate to the device remotely. HART transmitters can often be found in confined spaces that are difficult to access, or are out of reach. The Fluke 154 helps reduce the need to stand right next to the device being tested or configured so you can work from a safer, more convenient location.

When you combine the Fluke 154 Communicator with a Fluke 750 Series Documenting Process Calibrator, or a Fluke 720 Series Multifunction Process Calibrator you have a complete HART calibration and configuration solution.

- Full HART Device Description (DD) support of all HART devices
- Configure HART devices
- Perform HART trim on HART devices when used with a Fluke 750 or 720 Series Calibrator
- Monitor device PV, SV, TV, QV and other measured HART variables
- Quarterly HART DD updates for free
- Convenient wireless connectivity to HART modem
- Easy to use, fast connect and view HART data
- Store HART device configurations
- Long range wireless communication up to 76.2 metres
- Three year warranty

Tablet	
Operating System	Android 5.0 or newer
Processor	ARM or Atom
Memory RAM	1 GB
Memory ROM	2 GB
Screen	960 × 540 qHD
Communication Port	Bluetooth
HART® Modem	
Enclosure	
Dimensions (LxWxH)	10.16 cm × 2.5 cm × 6.9 cm
Total Unit Weight	0.16 kg
HART Cable Length	1.2 m
HART Cable Connectors	Mini-Grabber
HART® Interface	
Interface	Capacitive coupling
Output	600 mVpp
Leakage	< 10 uA
Connections	Across loop resistor or HART field device
Specifications	HART 4, HART 5, HART 6, HART 7
HART Physical Layer Spec	HCF_SPEC-54
Specification	Bluetooth v2.0
Frequency	2.4 GHz
Class 1 Master Distance	275 ft (83.8 m)
Battery Type	Rechargeable Li-ion
Battery Life	19 hours continuous use
Humidity	0% to 90% (non-condensing)

Included Accessories

Tablet Charger and USB, Micro-cable, Fluke HART® App (installed), HART Modem, USB Mini-Cable, Hook Test Clips, Alligator Clips, Magnetic Hanging Strap, Case, Manual installed on Tablet.

Ordering Information

Fluke 154 HART Calibration Assistant

Contact your local distributor for price and availability.

fluke.co/wtb

Fluke 712B, 714B and 724 Temperature Calibrators

Fluke 714B

Fluke 712B

Accuracy and simplicity

The Fluke 712B and 714B are designed for both simplicity, ease of use and high accuracy. They are a powerful combination of temperature and loop calibration.

Fluke 714B Thermocouple Calibrator

- Measure and simulate 17 different thermocouple types and millivolts
- Measure 4–20 mA signals while simultaneously sourcing a temperature signal
- Hanging tool designed in and included with every unit
- Configurable 0% and 100% source settings for quick 25% linearity checks
- Linear ramp and 25% step auto ramp based on 0% and 100% settings
- Dual inputs and backlit display for easy interpretation of measurements
- Power down settings remembered at power up for easy restart of tests
- 1 and 2 year specifications and traceable certificate of calibration
- Three year warranty

Fluke 712B RTD Calibrator

- Measure and simulate 13 different RTD types and resistance
- Measure 4–20 mA signals while simultaneously sourcing a temperature signal
- Configurable 0% and 100% source settings for quick 25% linearity checks
- Linear ramp and 25% step auto ramp based on 0% and 100% settings
- Dual inputs and backlit display for easy interpretation of measurements
- 1-year and 2-year specifications and traceable certificate of calibration
- Three year warranty

General Specifications	712B	714B
Operating Temperature	-10°C to 50°C	
Operating Altitude	2,000 metres	
Relative Humidity (% RH operating without condensation)	Non condensing 90% (10°C to 30°C), 75% (30°C to 40°C), 45% (40°C to 50°C) (Without condensation)	
Vibration Requirements	MIL-T-28800E, Class 2	
Drop Text Requirements	1 metre	
IP Rating	IEC 60529: IP52	
Safety	IEC 61010-1, Max 30 V to earth, Pollution Degree 2	
Power Supply	4 AA NEDA 15A IEC LR6 batteries	
DC mA Measurement		
Resolution	0–24 mA	
Range	0.001 mA	
Accuracy (% of reading + counts)	0.010% + 2 µA	
Ohms Measurement		
Ohms range	0.00 Ω to 400.00 Ω, 400.0 Ω to 4000.0 Ω	
Accuracy (% of reading +counts)	0.015% + 0.05 Ω, 0.015% + 0.5 Ω	
Ohms Source		
Ohms Range	1.0 Ω to 400.0 Ω, 1.00 Ω to 400.00 Ω, 400.0 Ω to 1500.0 Ω, 1500.0 Ω to 4000.0 Ω	
Accuracy (% of reading + counts)	0.015% + 0.1 Ω, 0.015% + 0.05 Ω, 0.015% + 0.5 Ω, 0.015% + 0.5 Ω	
Resolution		
0.00 Ω to 400.00 Ω	0.01 Ω	
400.0 Ω to 4000.0 Ω	0.1 Ω	
Millivolt Measurement & Source		
Resolution		-10 mV to 75 mV
Range		0.01 mV
Accuracy (% of reading +counts)		0.015% + 10 mA

Specialty Model

Fluke 724 Temperature Calibrator

- Easy to read dual display allows for input and output simultaneous view
- Source/measure TCs, RTDs, volts and ohms
- Measure mA while supplying loop power
- 25% and 100% stepping, auto-step and auto ramp

Recommended Accessories

TPAK
Magnetic Meter Hanger
See page 176

AC220
SureGrip™ Alligator Clips
See page 164

Fluke 712/724

TL175
TwistGuard™ Test Leads
See page 163

TL220
SureGrip™ Industrial Test Lead Set
See page 167

80PK-24
SureGrip™ Air Temperature Probe
See page 169

80PK-3A
Surface Probe
See page 169

C101
Meter Hard Case
See page 176

C25
Large Soft Case
See page 175

Included Accessories

Fluke 714B/712B: Magnetic Hanging Tool, Batteries, Manual, Traceable Calibration Certificate and Test Leads.

Fluke 724: TL75 Test Leads, AC175 Test Clips, Stackable Test Leads (1 pair), Spare Fuse and User Manual.

Ordering Information

FLUKE-714B	Thermocouple Temperature Calibrator
FLUKE-712B	RTD Calibrator
FLUKE-724	Temperature Calibrator

Calibration

FLUKE CALIBRATION TOOLS

Fluke Calibration Tools are used to ensure precision and accuracy across a wide range of industries. Fluke offers a comprehensive array of top-tier calibration tools to calibrate in many different disciplines offering precision instrument calibration and metrology hardware and software for electrical, temperature, pressure, flow, and RF measurements. Use these top-of-the-line devices to compare and adjust measuring devices to ensure they operate within their specified limits.

Calibration instruments and software from Fluke Calibration are found in calibration facilities around the world, including National Metrology Institutes, that demand the highest levels of performance and reliability for their calibration equipment, backed by state-of-the-art metrology and uncompromising support.

Electrical Calibration

Electrical calibration involves the use of precise devices that evaluate the performance of key properties for other devices called devices under test (DUTs). Because these precise devices have thoroughly known performance characteristics compared to the DUT, performance evaluation and/or calibration adjustment of the DUT to identify or minimize errors is possible. Typically, the performance of such precision devices should be four or more times better than the DUT.

These precision devices fall into two broad categories. Electrical signal sources are often referred to as either calibrators or standards. Precision measurement devices are often classified as reference digital multimeters, measurement standards, or ratio bridges.

Temperature Calibration

Thermometers are typically calibrated by placing them in a stable temperature environment (heat source) and comparing their output to that of a calibrated reference thermometer or standard thermometer. Fluke Calibration provides three general categories of heat sources: industrial heat sources (dry-well calibrators, portable calibration baths, Micro-Baths, etc.) for field use; fluid baths and thermocouple furnaces for laboratory use; and fixed-point cells for primary calibrations. Fluke Calibration also offers a variety of reference thermometers, including SPRTs, and thermometer readout instruments.

In addition, Fluke Calibration provides laboratory and field solutions for calibrating the electronics used in temperature measurement circuits.



Pressure Calibration

The comparison process can be performed in a chain from the highest level of fundamental pressure realisation down to everyday pressure measurement devices, such as analog gauges, transducers and transmitters, to ensure that pressure measurements are accurate and comply with accepted or mandated standards. The test fluid inside a pressure calibration system may be liquid or gas depending on the application. In general, gas (usually compressed nitrogen or air) is used for cleanliness and precision at lower pressures, and liquids (usually oil or water) are often used for safety, leak integrity, and ease of pressure generation at higher pressures above 7 MPa to 40 MPa (1,000 psi to 6,000 psi).
There is a great deal of overlap in the actual ranges for which liquid or gas may be used practically, as reflected in the range of Fluke Calibration instruments that are specialised for each type of test fluid.

Fluke Calibration 1524 Reference Thermometers

Fluke 1524

The 1524 Reference Thermometers from Fluke Calibration measure, graph and record PRTs, thermocouples and thermistors. You can measure up to 0.3 seconds per sample and plot and scale trends in real time. Both thermometers have memory for up to 25 readings with statistics. The 1524 has two inputs with data logging memory for 15,000 measurements with date and time stamps.

- High accuracy PRTs: ±0.011°C; Thermocouples: ±0.24°C; Thermistors: ±0.002°C
- A simple user interface to see trends quickly
- Smart connectors to load probe information automatically
- Use a PC and optional Log*Ware* II software to monitor and log more data over time
- One year warranty

Models	Included accessories
	Fluke 1524 Bundled with:
1524-P2	5628 PRT, Universal TC INFO-CON Connector, TPAK and Case
1524-P3	5627A PRT, Universal TC INFO-CON Connector, TPAK and Case
1524-P4	5615 PRT, Universal TC INFO-CON Connector, TPAK and Case

Fluke Calibration 1551AEx and 1552AEx Stik Thermometer Readouts

Fluke 1552A

Best substitute for precision mercury-filled glass thermometers

The Fluke 1551A and 1552A Stik Thermometers are an accurate and repeatable substitute to mercury-in-glass thermometers. Whether working outdoors in environments where potentially explosive gases may be present or on the floor of a processing plant, these intrinsically-safe, battery operated, portable reference thermometers are designed to go where you work.

- User-configurable temperature Trend/Stability indicator
- Optional data logging to internal memory
- 300-hour battery life
- NVLAP-accredited, NIST-traceable calibration included
- Accuracy of ±0.05°C (±0.09°F) over full range
- Intrinsically safe (ATEX and IECEx compliant) Ex ib IIB T4 Gb
- Two models to choose from (-50°C to 160°C or -80°C to 300°C)
- One year warranty

Models	
1551A-9*	1551A Ex Thermometer, Fixed RTD, -50°C to 160°C, 4.8 mm × 229 mm
1551A-12*	1551A Ex Thermometer, Fixed RTD, -50°C to 160°C, 6.35 mm × 305 mm
1551A-20*	1551A Ex Thermometer, Fixed RTD, -50°C to 160°C, 6.35 mm × 508 mm
1552A-12*	Thermometer, Fixed PRT, -80°C to 300°C, 6.35 mm × 305 mm

*Datalogging option models also available as -DL

Recommended Accessories

Fluke 1524

5615-12-P
Precision PRT
305 mm × 6.35 mm

5610-9-P
Precision Thermistor
229 mm × 3.2 mm

1524-CASE
1524 Readout & Probe Carrying Case

2384-P, 2384-T
INFO-CON Connectors, PRT (gray cap) or TC (blue cap)

Fluke 1551AEx/2AEx

1551-CASE
Carrying Case

1551-CBL
Cable, RS-232

Fluke Calibration 7526A Precision Process Calibrator

The Fluke Calibration 7526A Precision Process Calibrator offers the best balance of economy and accuracy for benchtop calibration of temperature and pressure process instrumentation.

Easily calibrate RTD and thermocouple readouts, pressure gauges, temperature transmitters, digital process simulators, data loggers, multimeters and more.

- Sources and measures DC voltage, current, resistance, RTDs and thermocouples
- Precision pressure measurement using Fluke 750P Series Pressure Modules
- Measures 4-20 mA loop current
- Includes certificate of calibration traceable to national standards
- Thermocouple output/input: –10 mV to 75 mV ±(30 ppm of reading +2 µV)
- Transmitter output: 0 mA to 24 mA (input with loop power) ±(100 ppm +1 µA)
- Resistance output: 5 Ω to 400 Ω ±0.015 Ω

Contact your local distributor for price and availability.

fluke.co/wtb

Fluke Calibration 9100S and 9102S Handheld Dry-Well Temperature Calibrators

Fluke 9102S

Fluke 9100S

The Fluke Calibration 9100S and 9102S are the world's smallest, lightest and most portable dry-wells. With an easy-to-use interface and temperature range to 375°C the 9100S is ideal for checking RTDs, thermocouple, and small bimetal thermometers in the field. For work in the temperature range of -10°C to 122°C the 9102S is ideal for dial gauges, digital thermometers, bulb switches, and other sensors that need calibration below ambient.

9102S Handheld Dry-Well

- Smallest dry-wells in the world
- Interchangeable and customisable inserts available
- Ranges from –10°C to 122°C
- Accuracy to ±0.25°C
- Stability of ±0.05°C at 0°C
- One year warranty

9100S Handheld Dry-Well

- High performance, convenience and easy-to-use
- Ranges from 35°C to 375°C
- Accuracy: ±0.25°C at 50°C; ±0.25°C at 100°C; ±0.5°C at 375°C
- NIST traceable calibration
- One year warranty

Recommended Accessories

Fluke 9100S/9102S

9300
Rugged Carrying Case (9100S)

1586-CASE
Carrying Case (1586A Super DAQ)

Fluke Calibration 1586A Data Acquisition Systems

Fluke 1586A

1586A Super DAQ Precision Temperature Scanner

The 1586A Super DAQ automates calibration when connected to a Fluke Calibration temperature source. It is a powerful thermometer readout and the most accurate and flexible temperature data acquisition system on the market.

- Measure thermocouples, PRTs, thermistors, DC voltage, DC current, and resistance
- Best-in-class temperature measurement accuracy
- Fluke DAQ 6.0 software incl. to visualise & handle data
- PRTs: ±0.005°C
- Thermocouples: ±0.3°C (Type K,T,J w/ internal CJC)
- Thermistors: ±0.002°C
- One year warranty

Optional: ISO I7025 Accredited Calibration available for 1586A models (add "/C" to the below model number).

Ordering Information

9100S-A-256	HDRC Handheld Dry-Well, Block A, Hight-Temp
9100S-B-256	HDRC Handheld Dry-Well, Block B, High-Temp
9100S-C-256	HDRC Handheld Dry-Well, Block C, High-Temp
9100S-D-256	HDRC Handheld Dry-Well, Block D, High-Temp
9102S-256	HDRC Handheld Dry-Well, Low-Temp
1586A	Super-DAQ Precision Temperature Scanner
1586A/1DS	Super-DAQ Precision Temperature Scanner, 1 DAQ-STAQ Multiplexer
1586A/2DS	Super-DAQ Precision Temperature Scanner, 2 DAQ-STAQ Multiplexers
1586A/DS-HC	Super-DAQ Precision Temperature Scanner, 1 High-Capacity Module, 1 DAQ-STAQ Multiplexer
1586A/1HC	Super-DAQ Precision Temperature Scanner, 1 High-Capacity Module
1586A/2HC	Super-DAQ Precision Temperature Scanner, 2 High-Capacity Modules

Contact your local distributor for price and availability.

fluke.co/wtb

Fluke Calibration 9142, 9143 and 9144 Field Metrology Wells

Fluke 9144

Field temperature calibration with precision and speed

Whether you need to calibrate 4-20 mA transmitters or a simple thermostatic switch, a Fluke Calibration Field Metrology Well is the right tool for the job. With three models covering the range of –25°C to 660°C, this family of Metrology Wells calibrates a wide range of sensor types. The optional process version (models 914X-X-P) provides a built-in two-channel thermometer readout that measures PRTs, RTDs, thermocouples, and 4-20 mA transmitters which includes the 24 V loop supply to power the transmitter.

- Lightweight, portable, and fast
- **9142** –25°C to 150°C ±0.2°C
- **9143** 33°C to 350°C ±0.2°C
- **9144** 50°C to 660°C ±0.35°C to 420°C ±0.5°C at 660°C
- Cool to –25°C in 15 minutes and heat to 660°C in 15 minutes
- Built-in two-channel readout for PRT, RTD, thermocouple, 4-20 mA current
- True reference thermometry with accuracy to ±0.01°C
- Automate calibration with the Fluke 754 or Fluke 1586A or use on-board automation with process version
- One year warranty

Models		Well inserts X in the model number to be replaced with A, B, C, D, E, or F as appropriate for the desired insert.	
9142-X	Field Metrology Well, -25°C to 150°C	9142-INSA	Insert A, 9142, misc holes
9142-X-P	Field Metrology Well, -25°C to 150°C, process version	9142-INSB	Insert B, 9142, comp holes
		9142-INSC	Insert C, 9142, 6 × 0.25 in holes
9143-X	Field Metrology Well, 33°C to 350°C	9143-INSA	Insert A, 9143, misc holes
9143-X-P	Field Metrology Well, 33°C to 350°C, process version	9143-INSB	Insert B, 9143, comp holes
		9143-INSC	Insert C, 9143, 6 × 0.25 in holes
9144-X	Field Metrology Well, 50°C to 660°C	9144-INSA	Insert A, 9144, misc holes
9144-X-P	Field Metrology Well, 50°C to 660°C, process version	9144-INSB	Insert B, 9144, comp holes
		9144-INSC	Insert C, 9144, 6 × 0.25 in holes

Recommended Accessories

HART DRYWELL CABLE
754/Dry-Well/ Microbath Interface Cable

9142-CASE
Carrying Case (914X)

Fluke 9308/9316

9308
Carrying Case

9316
Rugged Carrying Case

Complete Solution

Fluke 754 with 914X Series Field Metrology Well

By combining the automating and documenting capabilities of the Fluke 754 Documenting Process Calibrator with Fluke Calibration's intelligent and stable family of field drywells and micro-baths, you have the capability to test the entire loop.

This combination of equipment allows you to easily verify the characteristics of the temperature sensor and measurement electronics. Using this information, the entire loop can be adjusted to optimise system measurement performance.

Fluke Calibration 9103 and 9140 Field Dry-Well Calibrators

Fluke 9140

Fluke Calibration's 9103 and 9140 Field Dry-Well Calibrators beat every other comparable dry-well in the industry in performance, size, weight, convenience, ease of calibration, software, and price. In addition, the heating and cooling rate of each of these dry-wells is adjustable from the front panel, thermal switches can be checked for actuation testing, and multiple-hole inserts are available for a variety of probe sizes.

- Lightweight and very portable
- Two models ranging from -25°C to 350°C
- Accuracy to ±0.25°C
- Stability to ±0.02°C
- RS-232 and Interface-it software included
- Easy to recalibrate
- One year warranty

Models	Specify X, X = A, B, C, or D included insert	
9103-X Field Dry-Well Calibrator, –25°C to 140°C 9140-X Field Dry-Well Calibrator, 35°C to 350°C	Insert A:	1/16" (1.6 mm), 1/8" (3.2 mm), 3/16" (4.8 mm), 1/4" (6.35 mm), 3/8" (9.5 mm) & 1/2" (12.7 mm)
	Insert B:	2 at 3/16" (4.8 mm), 2 at 1/4" (6.35 mm) & 2 at 3/8" (9.5 mm)
	Insert C:	6 at 1/4" (6.35 mm)
	Insert D:	2 at 3 mm, 2 at 4 mm & 2 at 6 mm

Contact your local distributor for price and availability.

fluke.co/wtb

Fluke Calibration 6109A/7109A Portable Calibration Baths

Fluke 6109A

Four times more calibration throughput with twice the accuracy of Micro-Baths and dry-block calibrators

The Fluke Calibration 6109A and 7109A Portable Calibration Baths let process industry professionals calibrate four times more sanitary sensors per batch in less time and with twice the accuracy of other baths in this class. Up to four tri-clamp sanitary sensors fit easily into these baths for calibration at ±0.1°C temperature display accuracy. Throughput is even higher for sanitary RTDs with small or no flanges.

- Calibrate up to four tri-clamp sanitary sensors at the same time
- Wide temperature ranges cover most process applications
  – 6109A: 35°C to 250°C
  – 7109A: –25°C to 140°C
- Excellent display accuracy of ±0.1°C provides 4:1 test uncertainty ratio (TUR) for critical applications
- One year warranty

	6109A	7109A
Range (at 25°C ambient tempurature)	35°C to 250°C	-25°C to 140°C (-15°C cover off)
Accuracy (MAX possible error)	0.1°C	0.1°C
Display resolution	0.01, 0.001	.0.1 , 0.001°C
Stability	0.015°C	0.01°C
Typical uniformity	0.03°C up to 200°C 0.04°C above 200°C	0.02°C

Fluke Calibration 1502A/1504 Tweener Thermometer Readouts

Fluke 1502A

Best performance thermometers in their price range

The 1502A and 1504 Tweener Thermometer Readouts are low-cost high-accuracy digital thermometers featuring accuracy of up to ±0.006°C (Fluke 1502A) and up to ±0.002°C (Fluke 1504).

The 1502A is designed to be used with 25 Ω and 100 Ω RTDs and SPRTs.

The 1504 Thermometer Readout is designed to be used with thermistors or RTDs with a nominal resistance of 1,000 Ω or greater.

One year warranty.

Fluke Calibration 1620A Precision Thermo-Hygrometer

Fluke 1620A

The most accurate temperature and humidity graphical data loggers on the market

Now you can easily monitor and record conditions throughout your entire facility with the DewK's new Ethernet and wireless capabilities, and set your upgraded LogWare III software to notify you immediately of changing conditions.

The 1620A accepts inputs from up to two sensors, which may be mounted directly on the unit or remotely. Each sensor comes with a NVLAP-accredited calibration for temperature and relative humidity from Fluke Calibration, containing its own NIST-traceable calibration data. The 1620A-S reads temperature to ±0.25°C over its calibrated range of 15°C to 35°C. Relative humidity readings are to ±2% RH from 20% RH to 70% RH.

One year warranty.

Recommended Accessories

Fluke 6109A/7109A

7109-CASE
Carrying Case

7109-2027
Adjustable Probe Holding Fixture

7109-2051
Single Probe Clamp Kit

7109-2080
Fluid Overflow Kit

Fluke 1502A/1504

9301
Carrying Case, fits Tweener and 12 in probe

2505
Spare Connector

2508
Serial Cable Kit

2361
Spare Power Supply 100 to 240 V AC (1620A)

Ordering Information

6109A	Portable Calibration Bath, 35°C to 250°C
6109A-P	Portable Calibration Bath with Process Electronics, 35°C to 250°C
7109A	Portable Calibration Bath, -25°C to 140°C
7109A-P	Portable Calibration Bath with Process Electronics, -25°C to 140°C
1502A	Tweener PRT Readout
1502A-2506	Tweener PRT Readout, with IEEE-488
1504	Tweener Thermistor Readout
1504-2506	Tweener Thermistor Readout, with IEEE-488
1620A-H	The "DewK" Thermo-Hygrometer, High-Accuracy Value Kit
1621A-H	The "DewK" Thermo-Hygrometer, High-Accuracy Value Kit
1620A-S	The "DewK" Thermo-Hygrometer, Standard-Accuracy Value Kit
1621A-S	The "DewK" Thermo-Hygrometer, Standard-Accuracy Value Kit
9936A	LogWare III Software

Fluke Calibration 9132/9133 Portable Infrared Calibrator

Fluke 9132

Fluke 9133

Precision when you need it for infrared temperature calibration

Whether you're using in-line or handheld infrared pyrometers, you need good calibration standards to verify their accuracy. Our portable IR calibrators provide stable blackbody targets for calibrating non-contact IR thermometers from –30°C to 500°C.

These units feature a temperature controlled measurement surface with a diameter of 57 mm. The target temperature can be controlled in set-point increments of 0.1° from –30°C to 500°C and a well is located directly behind the blackbody surface for contact calibration.

- Certify IR pyrometers from –30°C to 500°C
- Large 57 mm blackbody target
- RTD reference well for contact temperature measurement
- Small, compact design
- One year warranty

General Specifications	9132	9133
Temperature Range	50°C to 500°C	–30°C to 150°C at 23°C ambient
Accuracy	±0.5°C at 100°C ±0.8°C at 500°C	±0.4°C
Target Size	57 mm	57 mm
Target Emissivity	0.95 (±0.02 from 8 to 14 mm)	0.95 (±0.02 from 8 to 14 mm)
Heating Time	30 minutes (50°C to 500°C)	15 minutes (25°C to 150°C)
Cooling Time	30 minutes (500°C to 100°C)	15 minutes (25°C to –20°C)

Recommended Accessories

9308
Carrying Case

9302
Carrying Case

4180-CASE
Carrying Case
(4180 or 4181)

4180-APRT 2"
Aperture
(4180 or 4181)

Fluke Calibration 4180/4181 Precision Infrared Calibrators

Fluke 4180

Accredited performance for point and shoot calibrations

Now it's easy to increase your IR temperature measurement accuracy with the 4180 and 4181 Precision Infrared Calibrators. These infrared temperature calibrators give more consistent, accurate and reliable calibrations because emissivity is radiometrically calibrated, and the target size minimises size of source effect errors. In addition, these infrared calibrators simplify calibration because they uniquely compensate for errors caused by thermometer emissivity settings.

- Calibrated radiometrically for meaningful, consistent results
- Accurate, reliable performance from –15°C to 500°C
- Large target size of 152 mm is required for calibrating most thermometers
- Accredited radiometric calibration report
- One year warranty

Ordering Information

9312-256	Portable IR Calibrator 50°C to 500°C
9133-256	Portable IR Calibrator -30°C to 150°C
4180	Precision Infrared Calibrator, –15°C to 120°C
4181	Precision Infrared Calibrator, 35°C to 500°C

Contact your local distributor for price and availability.

fluke.co/wtb

Fluke 750P and 750PEx Series Pressure Modules

Fluke 750P

Pressure Enabled

Precision pressure measurement for Fluke 750 and 720 Series Calibrators

The Fluke 750P Series Pressure Modules are the ideal pressure modules to enable gage, differential and absolute pressure measurement with Fluke 750 and 740 Series DPCs and 725, 726 MPCs to measure pressure.

Covers pressure calibrations from 0 to 1 in H20 to 10000 psi (2.5 mBar to 690 bar).

- 0.025% reference uncertainty
- 6-month and 1-year specifications
- Intrinsically safe models are Class I Div 1 Groups A-D T4, Ta = -10°C to +50°C, ATEX II 1G Ex ia IIC T4 compliant
- Three year warranty

Model	Parameter/Range	Burst Rating[6]	Hi Side Media[2]	Lo Side Media[2]	Reference Uncertainty[4]
Differential					
750P00	0 to 1 in H_2O (0 to 2.5 mBar)	30X	Dry Air	Dry Air	±0.15%
750P01[4]	0 to 10 in H_2O (0 to 25 mBar)	3X	Dry Air	Dry Air	±0.1%
750P02	0 to 1 psi (0 to 70 mBar)	3X	Dry Air	Dry Air	±0.050%
750P22	0 to 1 psi (0 to 70 mBar)	3X	316 SS	Dry Air	±0.050%
750P03	0 to 5 psi (0 to 350 mBar)	3X	Dry Air	Dry Air	±0.02%
750P23	0 to 5 psi (0 to 350 mBar)	4X	316 SS	Dry Air	±0.02%
750P04	0 to 15 psi (0 to 1 bar)	3X	Dry Air	Dry Air	±0.0175%
750P24[4]	0 to 15 psi (0 to 1 bar)	4X	316 SS	Dry Air	±0.0175%
Gage					
750P05[4]	0 to 30 psi (0 to 2 bar)	4X	316 SS	N/A	±0.0175%
750P06[4]	0 to 100 psi (0 to 7 bar)	4X	316 SS	N/A	±0.0175%
750P27[4]	0 to 300 psi (0 to 20 bar)	4X	316 SS	N/A	±0.0175%
750P07	0 to 500 psi (0 to 35 bar)	4X	316 SS	N/A	±0.0175%
750P08	0 to 1000 psi (0 to 70 bar)	3X	316 SS	N/A	±0.0175%
750P09[4]	0 to 1500 psi (0 to 100 bar)	3X	316 SS	N/A	±0.0175%
750P2000	0 to 2000 psi (0 to 140 bar)	3X	316 SS	N/A	±0.0175%
High					
750P29[4]	0 to 3000 psi (0 to 200 bar)	3X	316 SS	N/A	±0.0175%
750P30	0 to 5000 psi (0 to 340 bar)	3X	316 SS	N/A	±0.0175%
750P31	0 to 10000 psi (0 to 700 bar)	2X	316 SS	N/A	±0.0175%
Absolute					
750PA3	0 to 5 psia (0 to 350 mBar)	4X	316 SS	N/A	±0.03%
750PA4[4]	0 to 15 psia (0 to 1 bar)	4X	316 SS	N/A	±0.03%
750PA5	0 to 30 psia (0 to 2 bar)	4X	316 SS	N/A	±0.03%
750PA6	0 to 100 psia (0 to 7 bar)	4X	316 SS	N/A	±0.03%
750PA27	0 to 300 psia (0 to 20 bar)	4X	316 SS	N/A	±0.03%
750PA7	0 to 500 psia (0 to 35 bar)	4X	316 SS	N/A	±0.03%
750PA8	0 to 1000 psia (0 to 70 bar)	3X	316 SS	N/A	±0.03%
750PA9	0 to 1500 psia (0 to 100 bar)	3X	316 SS	N/A	±0.03%
Vacuum					
750PV3	-5 psi (-350 mBar)	4X	316 SS	Dry Air	±0.03%
750PV4	-15 psi (-1 bar)	4X	316 SS	Dry Air	±0.03%
Dual					
750PD2	-1 to 1 psi (-70 to 70 mBar)	4X	316 SS	Dry Air	±0.05%
750PD3	-5 to 5 psi (-350 to 350 mBar)	4X	316 SS	Dry Air	±0.03%
750PD10	-10 to 10 psi (-700 to 700 mBar)	4X	316 SS	Dry Air	±0.025%
750PD4	-15 to 15 psi (-1 to 1 bar)	4X	316 SS	Dry Air	±0.0175%
750PD5	-15 to 30 psi (-1 to 2 bar)	4X	316 SS	N/A	±0.0175%
750PD50	-15 to 50 psi (-1 to 3.5 bar)	4X	316 SS	N/A	±0.0175%
750PD6	-15 to 100 psi (-1 to 7 bar)	4X	316 SS	N/A	±0.0175%
750PD7	-15 to 200 psi (-1 to 14 bar)	4X	316 SS	N/A	±0.0175%
750PD27	-15 to 300 psi (-1 to 20 bar)	4X	316 SS	N/A	±0.0175%

For a complete list of Fluke Pressure Modules, go to **fluke.co/calibration**

1. Total uncertainty,% of full span for temperature range 0°C to +50°C, one year interval. Total uncertainty, 1.0% of full span for temperature range -10°C to 0°C, one year interval. No 6 month specification available for range -10°C to 0°C.
2. "NONCORROSIVE GASES" indicates dry air or non-corrosive gas as compatible media. "Stainless Steel 316-SS" indicates media compatible with Type 316 Stainless Steel.
3. Specifications% of Full Span unless otherwise noted.
4. Intrinsically Safe pressure module available in this pressure range

Specialty Model

Fluke 750PEx Pressure Modules

The Fluke 750PEx Series comprises a family of 8 pressure modules covering pressure calibration ranges from 0 to 10 in H20 to 3000 psi, including gage, differential, dual range and absolute intrinsically safe models.

II 1 G Ex ia IIC T4 5a

Recommended Accessories

700LTP-1
Low-Pressure Test Pump
See page 185

700HTH-1
Hydraulic Test Hose
See page 185

700PMP
Pressure Pump
See page 185

700PRV-1
Pressure Relief Valve Kit
See page 185

71X
Hose Kit
See page 185

Contact your local distributor for price and availability.

fluke.co/wtb

Fluke 717, 718 and 719 Pressure Calibrators

Accurate and rugged, temperature calibration tools

Fluke 719

Pressure Enabled

Fluke 717 Pressure Calibrators

- Measure up to 10,000 psi/690 bar sensor (10,000G model)
- Compatible with non-corrosive gases and liquids

Fluke 718 Pressure Calibrators

- 1, 30, 100 and 300 psi ranges available
- Pump to 300 psi, 20 bar with internal pump (718-300G)
- 718-1G includes special low volume pump and high measurement resolution for low pressure calibration

Fluke 718

Fluke 719 Electric Pressure Calibrators

- Electric pump enables one-handed pressure pumping and makes pressure calibration quicker and easier
- Best in class 0.025% pressure measurement accuracy
- Programmable pump limit settings can eliminate over-pressurisation—set 'pump to' pressure values
- Two ranges, 30 psi and 100 psi

Fluke 717

Fluke 717, 718 and 719 common features

- Pressure switch test makes a difficult task easy, captures set, reset and deadband values of a pressure switch
- 717 and 718 measure pressure to 0.025% of full scale with internal sensor
- Measure mA with 0.015% accuracy and 0.001 mA resolution, while sourcing 24 V loop power
- Three year warranty

Models	Range	Resolution	Comment
717-1G 718-1G	+/- 1 psi, 27.5 in H_2O, (-7 - +7 kPa)	+0.0001 psi, 0.0001 kPa, 0.0001 in H_2O	Fluke 718 dry air only and includes on board pump
717-15G	-12 to 15 psi, -83 to 103 kPa	0.001 ps1, 0.01 kPa, 0.01 in H_2O	—
717-30G 718-30G* and 719-30G	-12 to + 30 psi, (-83 to 207 kPa)	0.001 psi, 0.001 kPa, 0.001 in H_2O	Fluke 718 and Fluke 719 dry air only and includes on board pump
717-100G 718-100G*	-12 to + 100 psi, (-83 to 690 kPa)	0.01 psi, 0.01 kPa, 0.01 in H_2O	Fluke 718 and Fluke 719 dry air only and includes on board pump
717-300G 718-300G* and 719-100G	-12 to +300 psi, (-83 to +2070 kPa)	0.01 psi, 0.01 kPa, 0.01 in H_2O	Fluke 718 dry air only and includes on board pump
717-500G	0-500 psi, 0-3450 kPa	0.01 psi, 0.1 kPa	Compatible with non-corrosive gases and fluids
717-1000G	0-1000 psi, 0-6900 kPa	0.01 psi, 0.1 kPa	Compatible with non-corrosive gases and fluids
717-1500G	0-1500 psi, 0-10342 kPa	0.1 psi, 1 kPa	Compatible with non-corrosive gases and fluids
717-3000G	0-3000 psi, 0-20700 kPa	0.1 psi, 1 kPa	Compatible with non-corrosive gases and fluids
717-5000G	0-5000 psi, 0-34500 kPa	0.1 psi, 1 kPa	Compatible with non-corrosive gases and fluids
717-10000G	0-10000 psi, 0-69000 kPa	1 psi, 1 kPa	Compatible with non-corrosive gases and fluids
Pressure accuracy	0.035% of range, 1 year. 0.025% for 6 months, 717 and 718-1G: 0.05% 6 months, 1 year, 718 and 717-300G 0.035% 6 months, 0.05% 1 year		
mA measurement	0-24 mA range	0.001 mA resolution	Accuracy: ±0.015% + 1 count
Loop power	24 V DC		Accuracy: ±10%

Specialty Model

Fluke 718Ex Intrinsically Safe Pressure Calibrator

The Fluke 718Ex offers a convenient, self contained solution for pressure measurements and calibration.

- ATEX II 1 G Ex ia IIC T4
- 30, 100, and 300 psi ranges (2, 7, and 20 bar)
- Pressure measurement to 0.05% of full span, using an internal pressure sensor.
- Pressure measurement to 200 bar using any of eight intrinsically safe Fluke 750PEx Pressure Modules

Recommended Accessories

700ILF
In-Line Filter
See page 185

700LTP-1
Low Pressure Test Pump
See page 185

C116
Large Soft Case
See page 175

Included Accessories

Fluke 717/718/719: Protective Yellow Holster with Test Lead Storage, Instruction Sheet, 9 V Alkaline Battery (1x 717, 2x 718 & 719), Test Leads and Alligator Clips, Hose Kit (719), NIST-Traceable Calibration Report & Data.

Fluke 718Ex: Protective Red Holster, TL75 Test Leads, AC72 Test Clips, User Manual (CD), Fluke 718Ex CCD, NIST-Traceable Calibration Report & Data.

Ordering Information

FLUKE-717 10,000G - 1G	Pressure Calibrator, 10,000 PSI - 1 PSI (10 models)
FLUKE-718 300G, 100G, 30G	Pressure Calibrator
FLUKE-718Ex 300G, 100G, 30G	Intrinsically Safe Pressure Calibrator
FLUKE-719 100G, 30G	Electric Pressure Calibrator 100PSI, 30 PSI

Fluke 721 and 721Ex Precision Pressure Calibrators

Fluke 721

Pressure calibration and temperature measurement for custody transfer applications

The Fluke 721 and 721Ex Precision Pressure Calibrators with dual isolated pressure sensors are the ideal tool for gas custody transfer applications allowing you to take simultaneous static and differential pressure measurements with a single tool.

The 721 and 721Ex can be configured by selecting either a 16 PSI (1.1 bar) or 36 psi (2.48 bar) low pressure sensor then add any of 7 high pressure ranges including 100, 300, 500, 1000, 1500, 3000 or 5000 psi (6.9, 20, 24.5, 69, 103.4, 200, 345 bar).

- Intrinsically Safe (721Ex version only) – IECEx and Atex Ex ia IIB T3 Gb (Zone 1)
- Ideal for gas flow calibration (custody transfer) applications
- Two isolated, stainless steel, pressure sensors with 0.025% accuracy
- Switch test on both pressure inputs
- Pt100 RTD input for temperature measurement, (probe optional)
- Measures 4–20 mA signals
- Internal 24 V loop power supply can power a transmitter under test (721 models only)
- Three year warranty

	Low Pressure Sensor			High Pressure Sensor		
Model	**Range 1**	**Resolution**	**Accuracy**	**Range 2**	**Resolution**	**Accuracy**
Fluke-721-1601 **Fluke-721Ex-1601** 16PSIG, 100PSIG	-14 to +16 psi -0.97 to 1.1 bar	0.001 psi, 0.0001 bar	0.025% of full scale	-12 to +100 psi -0.83 to 6.9 bar	0.01 psi 0.0001 bar	0.025% of full scale
Fluke-721-1603 **Fluke-721Ex-1603** 16PSIG, 300PSIG				-12 to +300 psi -0.83 to 20 bar	0.01 psi 0.001 bar	
Fluke-721-1605 16PSIG, 500PSIG				-12 to +500 psi -0.83 to 34.5 bar	0.01 psi 0.001 bar	
Fluke-721-1610 16PSIG, 1000PSIG				0 psi to +1000 psi 0.00 to 69 bar	0.1 psi 0.001 bar	
Fluke-721-1615 **Fluke-721Ex-1615** 16PSIG, 1500PSIG				0 to +1500 psi 0.00 to 103.4 bar	0.1 psi 0.001 bar	
Fluke-721-1630 **Fluke-721Ex-1630** 16PSIG, 3000PSIG				0 to +3000 psi 0.00 to 200 bar	0.1 psi 0.01 bar	
Fluke-721-1650 16PSIG, 5000PSIG				0 to +5000 psi 0.00 to 345 bar	0.1 psi 0.01 bar	0.035% of full scale
Fluke-721-3601 36PSIG, 100PSIG	-14 to +36 psi -0.97 to 2.48 bar			-12 to +100 psi -0.83 to 6.9 bar	0.01 psi 0.0001 bar	0.025% of full scale
Fluke-721-3603 36PSIG, 300PSIG				-12 to +300 psi -0.83 to 20 bar	0.01 psi 0.001 bar	
Fluke-721-3605 36PSIG, 500PSIG				-12 to +500 psi -0.83 to 34.5 bar	0.01 psi 0.001 bar	
Fluke-721-3610 36PSIG, 1000PSIG				0 to +1000 psi 0.00 to 69 bar	0.1 psi 0.001 bar	
Fluke-721-3615 **Fluke-721Ex-3615** 36PSIG, 1500PSIG				0 to +1500 psi 0.00 to 103.4 bar	0.1 psi 0.01 bar	
Fluke-721-3630 **Fluke-721Ex-3630** 36PSIG, 3000PSIG				0 to +3000 psi 0.00 to 200 bar	0.1 psi 0.01 bar	
Fluke-721-3650 **Fluke-721Ex-3650** 36PSIG, 5000PSIG				0 to +5000 psi 0.00 to 345 bar	0.1 psi 0.01 bar	0.035% of full scale

Speciality Model

Fluke 721Ex Precision Pressure Calibrator

The ideal tool for gas custody transfer applications in potentially explosive atmospheres.

Recommended Accessories

720RTD
RTD Probe for 721 & 719Pro
See page 185

720URTDA
Universal RTD Adapter for 721 and 719Pro
See page 185

Included Accessories

Fluke 721/Ex: Soft Case, Four AA Batteries, Manual, Traceable Calibration Certificate, Test Leads.

Ordering Information

FLUKE-721-3650	Dual Sensor Pressure Calibrator
FLUKE-721-3630	Dual Sensor Pressure Calibrator
FLUKE-721-3615	Dual Sensor Pressure Calibrator
FLUKE-721-3610	Dual Sensor Pressure Calibrator
FLUKE-721-3605	Dual Sensor Pressure Calibrator
FLUKE-721-3603	Dual Sensor Pressure Calibrator
FLUKE-721-3601	Dual Sensor Pressure Calibrator
FLUKE-721-1650	Dual Sensor Pressure Calibrator
FLUKE-721-1630	Dual Sensor Pressure Calibrator
FLUKE-721-1615	Dual Sensor Pressure Calibrator
FLUKE-721-1610	Dual Sensor Pressure Calibrator
FLUKE-721-1605	Dual Sensor Pressure Calibrator
FLUKE-721-1603	Dual Sensor Pressure Calibrator
FLUKE-721-1601	Dual Sensor Pressure Calibrator

Intrinsically Safe models available (add Ex to the above model numbers).

FLUKE-720RTD	RTD Probe for Fluke 721 and 719Pro
FLUKE-720RTDUA	Universal RTD Adapter for Fluke 721 and 719Pro

Fluke 719Pro Pressure Calibrators

Fluke 719Pro

Pressure Enabled

Intergrated electric pump - now to 300 PSI/20 bar

The Fluke 719Pro is an exciting enhancement of the popular original 719 pressure calibrators. Notable improvements include expanding the pressure measurement range of the 100 PSI model up to 150 PSI and the addition of a 300 PSI range. The 719Pro adds a backlit display and precision temperature measurement with the addition of an accessory RTD probe available as a new accessory.

- Electric pump for one handed pressure calibration
- Best in class pressure measurement uncertainty of 0.025%
- Variable release rate bleed valve for easy pressure adjustment
- 30 PSI, 150 PSI and the long requested 300 PSI (2,10 and 20 bar) pressure ranges
- Programmable pressure calibrator pump limit eliminates over-pressurisation and allows the user to program target pressures for pumping
- Extended pressure measurement range with any of 50 750PXX Pressure Modules
- Source mA with simultaneous pressure measurement to test valves and I/Ps
- Simulate mA signals to troubleshoot 4-20 mA loops
- Test pressure switches with built in switch test function
- Power transmitters during test using 24 V loop supply with simultaneous mA measurement
- Three year warranty

Pressure measurement	Range	Resolution	Accuracy
Fluke-719Pro-30G	-12 to 30 PSI /-0.8 to 2 bar	0.001 PSI, 0.0001 bar	±0.025% of full scale, 6 months
Fluke-719Pro-150G	-12 to 150 PSI /-0.8 to 10 bar	0.01 PSI, 0.001 bar	
Fluke-719Pro-300G	-12 to 300 PSI / -0.8 to 20 bar	0.01 PSI, 0.001 bar	

Function	Range	Resolution	Accuracy (1 year)
mA DC (simulation & measurement)	0-24 mA DC	0.001 mA	±(0 .015% of reading + 2 counts)
Volts DC (measurement only)	30 V DC	0.001 V	±0.015% of reading ±2 counts
Temperature (measurement only, Pt100 RTD)	-50 to 150°C	0.01°C	Temperature ±0.1°C
Loop power supply	24 V DC	N/A	24 mA at 24 V
Temperature effect (all functions)			Add ±0.002% F.S./°C for temps outside of 15°C to 35°C

Environmental	
Operating temperature	-10°C to +50°C
Storage temperature (without batteries)	-20°C to +60°C

Power requirements	
Battery	8 standard alkaline AA batteries
Battery life	300 pump cycles to 150 PSI minimum; 1000 pump cycles to 30 PSI; 100 pump cycles to 300 PSI minimum

Physical	
Size (HxWxD)	24.13 cm × 11.18 cm × 7 cm
Weight	With holster 1.2 kg

Connections	
Pressure	1/8 inch female NPT
Electrical	Standard banana jacks
RTD	4 pin miniature circular
External module	6 pin miniature circular

Pressure Modules

Fluke 750 Series Pressure Modules

- 50 Pressure Modules
- 0.025% reference uncertainty
- Ranges from 1.000 in H20 (0.2491 kPa) to 10,000 psi (68.948 MPa)
- Gage, differential, dual range, absolute and vacuum measurement models
- Rugged cases protect the modules from harsh environments
- Temperature compensated 0°C to 50°C

Pressure Enabled

Fluke Process Calibrators in this catalogue displaying the Pressure Enabled symbol display readings from the 750 Series Pressure Modules.

Recommended Accessories

720RTD
RTD Probe for 721 and 719PRO
See page 185

720URTDA
Universal RTD adapter for 721 and 719PRO
See page 185

71XTRAP
Liquid and Dirt Trap for 718, 719 & 719PRO
See page 185

Included Accessories

Test Leads with Alligator Clips, Printed User Manual/CD-ROM, Fluid Trap, Carrying Case, 1/4 inch NPT to 1/4 inch ISO Adapter, Accessory Hose Kit with (2) 1/8 inch Quick Fit Adapters and 1 metre of hose, Traceable Certificate of Calibration.

Ordering Information

FLUKE-719PRO-30G	Electric Pressure Calibrator, 30PSIG
FLUKE-719PRO-150G	Electric Pressure Calibrator, 150PSIG
Fluke-700TTH5K	Premium Hose Kit, 5,000 psi
FLUKE-700TTH10K	Premium Hose Kit 10,000psi

Fluke 729 Automatic Pressure Calibrator

Fluke 729

Portable automatic pressure calibrator simplifies pressure calibration

The Fluke 729 Automatic Pressure Calibrator has been designed specifically with process technicians in mind to simplify the pressure calibration process and provide faster, more accurate test results. Technicians know that calibrating pressure can be a time consuming task, but the 729 makes it easier than ever with an internal electric pump that provides automatic pressure generation and regulation in an easy-to-use, rugged, portable package.

The Fluke 729 can also automatically test multiple pressure test points and automatically document the results. Calibration is as easy as typing in the starting and ending pressure and the number of test points and tolerance level; the 729 does the rest.

With three ranges to choose from 30 psi (2 bar, 200 kPa), 150 psi (10 bar, 1 MPa) and 300 psi (20 bar, 2 MPa), the Fluke 729 Automatic Pressure Calibrator is designed to perform when and where you need.

- Automatic pressure generation and regulation to 300 psi
- Easily document the process using on-board test templates
- Automatic internal fine-pressure adjustment
- Measure, source and simulate 4 to 20 mA signals
- 24 V loop power for powering transmitters for tests
- HART® communication for testing HART smart transmitters
- Built-in leak testing for verifying test setups for leakage
- Fluke Connect® App compatibility
- Measure temperature with optional 720RTD probe
- Measure VDC for testing 1 V DC to 5 V DC output transmitters
- Compatible with Fluke 700G Series and 750 Series Pressure Modules
- Upload documented test results to DPCTrack2™
- Calibration Management Software to manage your instrumentation, create scheduled tests and reports and manage calibration data
- Three year warranty

Pressure specification*	
One-year specification	0.02% of full scale
Control specification	0.005% full scale minimum

*See manual for detailed specifications

Model	Psi range, resolution	Bar range, resolution	kPa range, resolution	Comment
729 30G	-12.0000 to 30.0000 psi	-0.82737 to 2.06842 bar	-82.737 to 206.843 kPa	No wireless communication
729 150G	-12.000 to 150.000 psi	-0.8273 to 10.3421 bar	-82.73 to 1034.21 kPa	No wireless communication
729 300G	-12.000 to 300.000 psi	-0.8273 to 20.6843 bar	-82.73 to 2068.43 kPa	No wireless communication
729 30G FC	-12.0000 to 30.0000 psi	-0.82737 to 2.06842 bar	-82.737 to 206.843 kPa	Wireless communication for Fluke Connect®
729 150G FC	-12.000 to 150.000 psi	-0.8273 to 10.3421 bar	-82.73 to 1034.21 kPa	Wireless communication for Fluke Connect®
729 300G FC	-12.000 to 300.000 psi	-0.8273 to 20.6843 bar	-82.73 to 2068.43 kPa	Wireless communication for Fluke Connect®

Recommended Accessories



750 SW DPC/TRACK2
Software

FLUKE 750P
Series Pressure Modules
See page 137

720URTDA
Universal RTD Adapter for 721 and 719Pro
See page 185

Included Accessories

Soft Case, Stackable Test Leads, AC280 Hook Clips, Alligator Clips, Test Probes, Magnetic Hanger Kit, Carrying Strap, Power Supply, Rechargeable Battery (installed), Hose Kit with Push Fit Adapters, Hanging Clip, USB Cable, 1/8 in FNPT to 1/4 in FNPT Adapter, 1/8 in FNPT to F-M20 Adapter, 1/8 in FNPT to 1/4 in FBSP Adapter, PTFE Tape, (2) Sintered Filters, Liquid Dirt Trap, Water Trap Drain and Valve Tuning Hoses, Wireless Adapter (FC Models only), Quick Start Guide, Safety Sheet.

Ordering Information

FLK-729 30G	30 psi, 2 Bar Automatic Pressure Calibrator
FLK-729 150G	150 psi, 10 Bar Automatic Pressure Calibrator
FLK-729 300G	300 psi, 20 Bar Automatic Pressure Calibrator
FLK-729 30G FC	30 psi, 2 Bar Automatic Pressure Calibrator with Fluke Connect®
FLK-729 150G FC	150 psi, 10 Bar Automatic Pressure Calibrator with Fluke Connect®
FLK-729 300G FC	300 psi, 20 Bar Automatic Pressure Calibrator with Fluke Connect®
FLUKE-729/ 750SW BU	300 psi, 20 Bar Automatic Pressure Calibrator and DPCTRACK2 Software Bundle

Contact your local distributor for price and availability.

fluke.co/wtb

Fluke 729 Pro Automatic Pressure Calibrator

Fluke 729 Pro

Fluke Pressure Meaurement Modules

Portable pressure calibrator with swappable pressure modules

The Fluke 729 Pro Automatic Pressure Calibrators are portable field pressure calibration tools for lab or field use. They cover a broad pressure range of up to 7 MPa, ensuring optimum effectiveness, and high accuracy which promises dependable calibration results. Fluke 729 Pro's built-in HART® communication capabilities enable HART transmitter mA adjustments, light HART configuration and the ability to adjust to applied 0% and 100% pressure values. Automatic calibration and documenting functions can be performed by either the Calibrator's internal procedures or from calibration-management software (CMS) like the Fluke DPCTrack2™.

- Automatic pressure generation, control and precision adjustment up to 7 MPa (1,000 psi)
- Automatic calibrator of pressure transmitters, switches and gauges
- Devices can be tested automatically thanks to advanced features including auto step and auto ramp
- Plug-in replaceable pressure control modules
- Source and simulate mA signals while measuring pressure for testing current to pressure (I/P) converters
- Provides loop power and simultaneously measures mA output from a connected device
- Portable, weighs less than 5 kg
- Built-in HART communication
- Easy calibration documentation using well-defined templates for transmitters and switches
- Compatible with DPCTrack2™ software
- Three year warranty

Automatic Pressure Calibrator

Model	Psi range	Bar range	kPa range
729 Pro 7M	-13 to 1000 psi	-0.90 to 70 bar	-90 to 7000 kPA
729 Pro 4M	-13 to 600 psi	-0.90 to 40 bar	-90 to 4000 kPA

1-year specifications: 0.02% of Full scale
Control specifications: 0.005% of Full scale, minimum

Pressure Modules

Pressure module	Pressure type	Range	Resolution[3]	Overall uncertainty	729 PRO 4M	729 PRO 7M
FLK-PMM-200K[1]	Gauge	(-15 to 30) psi (-100 to 200) kPa (-1 to 2) bar	0.0001 psi 0.001 kPa 0.00001 bar	0.02% FS / year, maximum	•	•
FLK-PMM-200KA[2]	Absolute	(0 to 30) psi (0 to 200) kPa (0 to 2) bar	0.0001 psi 0.001 kPa 0.00001 bar	0.05% FS / year, maximum	•	•
FLK-PMM-2000K[1]	Gauge	(-13 to 300) psi (-90 to 2000) kPa (-0.90 to 20) bar	0.001 psi 0.01 kPa 0.0001 bar	0.02% FS / year, maximum	•	•
FLK-PMM-4000K[1]	Gauge	(-13 to 600) psi (-90 to 4000) kPa (-0.90 to 40) bar	0.01 psi 0.01 kPa 0.0001 bar	0.02% FS / year, maximum	•	•
FLK-PMM-7000K[1]	Gauge	(-13 to 1000) psi (-90 to 7000) kPa (-0.90 to 70) bar	0.01 psi 0.01 kPa 0.0001 bar	0.02% FS / year, maximum	-	•
FLK-PMM-7000KA[2]	Absolute	(0 to 1000) psi (0 to 7000) kPa (0 to 70) bar	0.01 psi 0.01 kPa 0.0001 bar	0.02% FS / year, maximum	-	•

Recommended Accessories



750 SW DPC/TRACK2
Software

FLUKE 750P
Series Pressure Modules
See page 137

BP729
Rechargeable Li-ion battery

TP220
Test Probes
See page 167

Included Accessories

AC/DC Converter, Power Cord, Rechargeable Li-ion Battery, Stackable Test Lead Set, AC280 SureGrip™ Hook Set, Alligator Clips, TP220 Test Probes, USB Communication Cable, Flexible Hose, 1/8 in FNPT to ¼ in FNPT, 1/8 in MNPT to ¼ in MNPT, 1/8 in F-NPT to F-M20, ¼ in FBSP to 1/8 in FNPT, Pressure Measurement Module, PTFE Tape, Water Drain, Adjustable Quick-release Hanging Strap, Safety Information and Traceable Calibration Report with Data.

Ordering Information

FLK-729PRO 4M	Fluke 729 Pro Automatic Pressure Calibrator, 4 MPa/600 psi
FLK-729PRO 7M	Fluke 729 Pro Automatic Pressure Calibrator, 7 MPa/1000 psi
FLK-PMM-200K	Replaceable pressure module/-15 to 30 psi/ -100 to 200 kPa/ -1 to 2 bar
FLK-PMM-200KA	Replaceable pressure module, absolute/ 0 to 30 psi/0 to 200 kPa/0 to 2 bar
FLK-PMM-2000K	Replaceable pressure module/-13 to 300 psi/ -90 to 2000 kPa/ -0.90 to 20 bar
FLK-PMM-4000K	Replaceable pressure module/-13 to 600 psi/ -90 to 4000 kPa/ -0.90 to 40 bar
FLK-PMM-7000K	Replaceable pressure module/-13 to 1000 psi/ -90 to 7000 kPa/ -0.90 to 70 bar
FLK-PMM-7000KA	Replaceable pressure module, absolute/0 to 1000 psi/0 to 7000 kPa/0 to 70 bar

Fluke 700G Precision Pressure Test Gauges

Fluke 700G

Fluke 700G

Pressure Gauges designed to handle all your Pressure Calibration needs

With best-in-class accuracy and measurements, the Fluke 700G Series Precision Pressure Test Gauges were designed to handle all of your pressure calibration needs. The 700G Series Gauges are rugged and easy to use, with twenty three models ranging from ±10 inH20/20 mbar to 10,000 psi/690 bar including absolute pressure ranges.

When combined with the Fluke 700PTPK2/APAC or 700HTPK you've got a complete pressure testing solution for up to 600 psi (40 bar) with the PTP-1 pneumatic pump and up to 10,000 psi (690 bar) with the HTP-2 hydraulic pump.

- Precision pressure measurement from ±10 inH20/20 mbar to 10,000 psi/690 bar
- Absolute pressure measurement ranges 15, 30, 100, 300 psi
- Accuracy to 0.05% of full scale
- Reference class gauge accuracies to 0.04% of reading
- Easy to use, rugged construction for reliable performance
- CSA; Class 1, Div 2, Groups A-D rating
- ATEX rating: II 3 G Ex nA IIB T6
- Combine the Pneumatic Test Pump Kits and Hydraulic Test Pump Kits with any Fluke-700G Series Gauge, 1,000 psi (69 bar) or less, to make a complete pressure testing
- Log up to 8,493 pressure measurements to memory (requires 700G/TRACK software)
- Three year warranty

Specifications	
Size (HxWxD)	12.7 cm × 11.4 cm × 3.7 cm
Pressure connection	1/4 in NPT Male
Housing/Weight	Cast ZNAL 0.56 kg with holster
Display	5.5 digits, 16.53 mm high 20-segment bar graph, 0 to 100%
Power	Three AA alkaline batteries
Battery life	1,500 hours without backlight (continuous on), 2,000 hours at slow sample rate

Recommended Kits

Bundle & Save

Fluke-700PTPK2/APAC Premium Pneumatic Test Pump Kit

- Pneumatic Hand Pump
- Premium, no tools required gauge connector
- One premium transmitter test hose kit and adapters

Fluke-700HTPK2 Premium Hydraulic Test Pump Kit

- Hydraulic Hand Pump
- Premium, no tools required gauge connector
- One premium transmitter test hose kit and adapters

For more details see page 185

700G/TRACK Logging Software

The Fluke 700G/Track Data Logging Software (700G only) makes managing your instruments and calibration data easy to do. With the Fluke 700G-Track Software, you can gauge and record (log) multiple data sets, each of which is identified by a sequential run number.

- Use with Fluke 700G Series Gauges to perform real time data logging to a PC
- Download logging configurations to the 700G Series Gauges for a remote logging event
- Configure logging event reading rate, duration and measurement units
- Upload measurements logged remotely and display or export measurements
- Includes communication cable for connection to a PC

Fluke 700G Precision Pressure Test Gauges

Model	Range	Resolution	Accuracy	Burst Pressure
Fluke-700G01	-10 to +10 inH20 -20 mbar to 20 mbar	0.001 inH20 0.001 mbar	Positive Pressure ±0.1% of range, Vacuum ±0.1% of range	3 psi 210 mbar
Fluke-700G02	-1 to +1 psi -70 mbar to 70 mbar	0.0001 psi 0.001 mbar		5 psi 350 mbar
Fluke-700G04	-14 psi to 15 psi -.97 bar to 1 bar	0.001 psi 0.0001 bar	Positive Pressure ±0.05% of range, Vacuum ±0.1% of range	60 psi 4 bar
Fluke-700G05	-14 psi to 30 psi -.97 bar to 2 bar	0.001 psi 0.0001 bar		120 psi 8 bar
Fluke-700G06	-12 psi to 100 psi -.83 bar to 6.9 bar	0.01 psi 0.0001 bar		400 psi 26 bar
Fluke-700G27	-12 psi to 300 psi -.83 bar to 20 bar	0.01 psi 0.001 bar		1200 psi 80 bar
Fluke-700G07	-12 psi to 500 psi -.83 bar to 34 bar	0.01 psi 0.001 bar		2000 psi 138 bar
Fluke-700G08	-14 psi to 1000 psi -.97 bar to 69 bar	0.1 psi 0.001 bar		4000 psi 266 bar
Fluke-700G10	-14 to 2000 psi -.97 bar to 140 bar	0.1 psi 0.01 bar		8000 psi 550 bar
Fluke-700G29	-14 psi to 3000 psi -.97 bar to 200 bar	0.1 psi 0.01 bar		10000 psi 690 bar
Fluke-700G30	-14 psi to 5000 psi -.97 bar to 340 bar	0.1 psi 0.01 bar		10000 psi 690 bar
Fluke-700G31	-14 psi to 10000 psi -.97 bar to 690 bar	1 psi 0.01 bar		20000 psi 1035 bar
Fluke-700GA4	0 to 15 psia 0 to 1 bar absolute	0.001 psi 0.0001 bar	0.05% of range	60 psi 4 bar
Fluke-700GA5	0 to 30 psia 0 to 2 bar absolute	0.001 psi 0.0001 bar		120 psi 8 bar
Fluke-700GA6	0 to 100 psia 0 to 6.9 bar absolute	0.01 psi 0.0001 bar		400 psi 27 bar
Fluke-700GA27	0 to 300 psia 0 to 20 bar absolute	0.01 psi 0.001 bar		1200 psi 80 bar
Fluke-700RG05	-14 to +30 psi -0.97 to +2 bar	0.001 psi 0.0001 bar	Positive Pressure ±0.04% of reading ±0.01% of range, Vacuum ±0.1% of range	90 psi 6 bar
Fluke-700RG06	-12 to 100 psi -0.83 to 6.9 bar	0.01 psi 0.0001 bar	Positive Pressure ±0.04% of reading ±0.01% of range, Vacuum ±0.1% of range	400 psi 27 bar
Fluke-700RG07	-12 to 500 psi -0.83 to 34	0.01 psi 0.001 bar		2000 psi 138 bar
Fluke-700RG08	-14 to 1000 psi -0.97 to 69 bar	0.1 psi 0.001 bar		4000 psi 275 bar
Fluke-700RG29	-14 to 3000 psi -0.97 to 200 bar	0.1 psi 0.01 bar		10000 psi 690 bar
Fluke-700RG30	-14 to 5000 psi -0.97 to 340 bar	0.1 psi 0.01 bar		15000 psi 1035 bar
Fluke-700RG31	-14 to 10000 psi -0.97 to 690 bar	1 psi 0.01 bar		20000 psi 1380 bar

700R Ranges: Temperature Compensation 0°C to 50°C to rated accuracy
For temperatures from -10°C to 0°C and 50°C to 55°C, add .005% FS/°C

Media compatibility:

- 10 inH20, 1, 15, 30 psi: any clean dry non-corrosive gas
- 100, 300, 500, 1000 psi: any liquids or gases compatible with 316 stainless steel
- Above 1000 psi: any non-flammable, non-toxic, non-explosive, non-oxidising liquid or gas compatible with 316 stainless steel

Recommended Kits

Bundle & Save

Fluke 700MTH Premium Transmitter Test Hose Kit

- Easy to use premium pressure transmitter test hose kit for connection to 1/4" female metric/BSP
- 5,000 psi rating
- Includes 1/8" NPT connection for permanent mount to a calibrator or test pump

Fluke 700M20TH Premium Transmitter Test Hose Kit

- Easy to use premium pressure transmitter test hose kit for use with female M20 connections
- 5,000 psi rating
- Includes 1/8" NPT connection for permanent mount to a calibrator or test pump

For more details see page 185

Included Accessories

700G: Manual on CD-ROM, Traceable Certificate of Calibration, 1/4″ NPT to 1/4″ ISO Adapter.

Ordering Information

Please refer to the table on the left for Fluke 700G Models

700G-TRACK	Datalogging Software and Cable for 700G
FLUKE-700HTPK/APAC	Hydraulic Test Pump Kit, 0 to 10000 psi/690 bar
FLUKE-700PTPK2/APAC	Premium Pneumatic Test Pump Kit
FLUKE 700M20TH	Premium Transmitter Test Hose Kit
FLUKE 700MTH	Premium Transmitter Test Hose Kit

Contact your local distributor for price and availability.

fluke.co/wtb

Fluke 730G Smart Digital Pressure Calibrator

Fluke 730G

Fluke 730G

The Fluke 730G Smart Digital Pressure Calibrator with internal HART® communication is designed in a pressure gauge form. In conjunction with a pressure test pump, the 730G enables high-efficiency and high-accuracy measurement and calibration of pressure gauges, pressure switches, pressure transmitters, which makes it ideal for mobile metrology labs, metrology institutes and enterprises to establish pressure laboratories.

- Pressure measurement from ±10 in H20/2.5 kPa to 10000 psi/69 MPa
- Four absolute pressure measurement range: 15 PSIA (103 kPa), 30 PSIA (207 kPa), 100 PSIA (690 kPa), 300 PSIA (2 MPa)
- Pressure measurement accuracy 0.05% of full scale, 0.02% optional and 0.01% current and voltage accuracy
- Current measurement range: 0-24 mA; voltage measurement range: 0-30 VDC
- Powerful HART communication, supports HART 7
- 24 V loop powered, no external power supply needed
- Storage up to 128 sets of calibration data
- Ingress protection: IP54
- 1-metre drop test
- Three Year Warranty

Specifications	
Current	0 to 24 mA
Voltage	0 to 30 V DC
Current range	1 µA
Voltage range	1 mV
Accuracy	0.01% ±2 LSD all ranges @ 23°C ±5°C
Temperature compensation	From 20% FS/°C @ -10°C to +18°C and 28°C to 50°C
Loop Compliance Voltage	24 V DC @ 20 mA
Temperature measurement accuracy inside the product	±0.5°C
Drive Capability	1200 Ω (without HART resistor), 950 Ω (with internal HART resistor)
Size (HxWxD)	155 mm × 130 mm × 44 mm
Weight	850 g

Fluke 730G/PCSW Software

The Fluke 730G/PCSW verification management software completes the calibration workflow by allowing for paperless management of pressure calibrations. Record calibration data, automate calibration tests and generate calibration reports with ease.

- Paperless testing and reporting: Enable paperless testing giving you the ability to automatically generate test reports and document results.
- Manage tested equipment and pressure standards with ease.
- Supported pressure devices: analog pressure gauges, digital pressure gauges, pressure transmitters, pressure sensors and pressure switches.

Recommended Test Pumps

Fluke 730LTP/40K

- Pressure range -40 kPa to 40 kPa
- Ultra-precision fine adjustment. The minimum controllable adjustment granularity is high
- Special insulation which minimises the influence of external temperature

Fluke 730LTP/600K

- Pressure range -95 kPa to 600 kPa
- Pressure is generated by the combination of the pressure rod and screw for faster and smoother pressure increase and decrease
- Safely switch between pressure and vacuum

Fluke 730PTP/10M

- Pressure range -0.095 MPa to 10 MPa
- Multi-stage boosting is used, which is 5 times the conventional efficiency
- Safety lock ensures safe switching between positive and negative pressure

Fluke 730HTP/70M

- Pressure range 0 MPa to 70 MPa
- The pressure generation by the pressure rod can calibrate pressure meters with a large cavity
- Fine adjustment via the screw has a high minimum controllable adjustment granularity

Fluke 730G Precision Pressure Test Gauges

Model	Range	Resolution	Accuracy[1]	Pressure
730G01	-10 to +10 inH20 -20 to 20 mbar -2.49 to 2.49 kPa	0.001 inH20 0.001 mbar 0.0001 kPa	Positive pressure, ±0.2% of range[2] Vacuum, ±0.2% of range[2]	3 psi, 210 mbar 20.6 kPa
730G02	-1 to +1 psi -70 to 70 mbar -6.89 to 6.89 kPa	0.0001 psi 0.001 mbar 0.0001 kPa		5 psi 350 mbar 34.4 kPa
730G04	-14 to 15 psi -0.97 to 1 bar -97 to 103 kPa	0.001 psi 0.0001 bar 0.01 kPa	Positive pressure, ±0.05% of range Vacuum, ±0.1% of range	60 psi 4 bar 413.6 kPa
730G05	-14 to 30 psi -0.97 to 2 bar -97 to 206 kPa	0.001 psi 0.0001 bar 0.01 kPa		120 psi 8 bar 827.3 kPa
730G06	-12 to 100 psi -0.83 to 6.9 bar -83 to 690 kPa	0.01 psi 0.0001 bar 0.01 kPa		400 psi 26 bar 2.757 MPa
730G27	-12 to 300 psi -0.83 to 20 bar -83 to 2 MPa	0.01 psi 0.001 bar 0.1 kPa		1200 psi 80 bar 8.273 MPa
730G07	-12 to 500 psi -0.83 to 34 bar -83 to 3.4 MPa	0.01 psi 0.001 bar 0.1 kPa		2000 psi 138 bar 13.789 MPa
730G08	-14 to 1000 psi -0.97 to 69 bar -97 to 6.9 MPa	0.1 psi 0.001 bar 0.1 kPa		4000 psi 266 bar 27.579 MPa
730G10	-14 to 2000 psi -0.97 to 140 bar -97 to 14 MPa	0.1 psi 0.01 bar 1 kPa		8000 psi 550 bar 55.158 MPa
730G29	-14 to 3000 psi -0.97 to 200 bar -97 to 20 MPa	0.1 psi 0.01 bar 1 kPa		10000 psi 690 bar 68.947 MPa
730G30	-14 to 5000 psi -0.97 to 340 bar -97 to 34 MPa	0.1 psi 0.01 bar 1 kPa		10000 psi 690 bar 68.947 MPa
730G31	-14 to 10000 psi -0.97 to 690 bar -97 to 69 MPa	1 psi 0.01 bar 1 kPa		15000 psi 1035 bar 103.421 MPa
730GA4	0 to 15 psia 0 to 1 bar 0 to 100 kPa absolute	0.001 psi 0.0001 bar 0.01 kPa	±0.05% of range[4]	60 psi 4 bar 413.6 kPa
730GA5	0 to 30 psia 0 to 2 bar 0 to 200 kPa absolute	0.001 psi 0.0001 bar 0.01 kPa		120 psi 8 bar 827.3 kPa
730GA6	0 to 100 psia 0 to 6.9 bar 0 to 690 kPa absolute	0.01 psi 0.0001 bar 0.01 kPa		400 psi 27 bar 2.757 MPa
730GA27	0 to 300 psia 0 to 20 bar 0 to 2 MPa absolute	0.01 psi 0.001 bar 0.01 kPa		1200 psi 80 bar 8.273 MPa
730RG04	-14 to 15 psi -0.97 to 1 bar -97 to 100 kPa	0.001 psi 0.0001 bar 0.0001 kPa	Positive pressure, ±0.02% of range[3] Vacuum, ±0.05% of range[3]	45 psi 3 bar 310.2 kPa
730RG05	-14 to 30 psi -0.97 to 2 bar -97 to 200 kPa	0.001 psi 0.0001 bar 0.01 kPa		90 psi 6 bar 620.5 kPa
730RG06	-12 to 100 psi -0.83 to 6.9 bar -83 to 690 kPa	0.01 psi 0.0001 bar 0.01 kPa		1000 psi 69 bar 6.894 MPa
730RG27	–12 psi to 300 psi -0.83 to 20 bar –80 kPa to 2 MPa	0.01 psi 0.001 bar 0.1 kPa		2000 psi 138 bar 14 MPa
730RG07	–12 psi to 500 psi -0.83 to 34 bar –80 kPa to 3.5 MPa	0.01 psi 0.001 bar 0.1 kPa		2000 psi 138 bar 13.789 MPa
730RG08	-14 to 1000 psi -0.97 to 69 bar -97 to 6.9 MPa	0.1 psi 0.001 bar 0.1 kPa		10000 psi 690 bar 68.947 MPa
730RG29	-14 to 3000 psi -0.97 to 200 bar -97 to 20 MPa	0.1 psi 0.01 bar 1 kPa		10000 psi 690 bar 68.947 MPa
730RG30	-14 to 5000 psi -0.97 to 340 bar -97 to 34 MPa	0.1 psi 0.01 bar 1 kPa		10000 psi 690 bar 68.947 MPa
730RG31	-14 to 10000 psi -0.97 to 690 bar -97 to 69 MPa	0.1 psi 0.01 bar 1 kPa		15000 psi 1035 bar 103.421 MPa

Pressure Specifications: 0.02% of full scale (730RG), 0.05% of full scale (730G)
Current Specifications: 0.01% of reading

[1] Accuracy specifications above have considered the effects of linearity, repeatability, resolution, reference accuracy, 1-year stability, and temperature effect.
[2] For 730G01/730G02, accuracy is ±0.3% of full scale @ 0°C to 15°C and 35°C to 50°C.
[3] For all 730RG model, add 0.003% FS/°C @ 0°C to 18°C and 28°C to 50°C.
[4] For 730GA4, add 0.006% FS/°C @ -10°C to 15°C and 35°C to 55°C; for all other 730GA model, add 0.003% FS/°C @ -10°C to 15°C and 35°C to 55°C.

Media compatibility:
- 10 inH²0, 1, 15, 30 psi: any clean dry non-corrosive gas
- 100, 300, 500, 1000 psi: any liquids or gases compatible with 316 stainless steel and above 1000 psi: any non-flammable, non-toxic, non-explosive, non-oxidising liquid or gas compatible with 316 stainless steel
- 730G01, 730G02, 730G04, 730G05, 730RG04, 730RG05: any clean dry non-corrosive gas
- Above 100 psi: any liquids or gases compatible with 316 stainless steel

Recommended Kits
Bundle & Save

Fluke-700HTPK/APAC Hydraulic Test Kit

For more details see page 185

Included Accessories

730G: Rechargeable Li-ion Battery Pack, AC Power Battery Charger, ¼" FNPT to ¼" MBSP Fitting, ¼" FNPT to M20 Male Fitting, Test Lead Set, Alligator Clips (black and red), 1 metre USB Cable.

Ordering Information

Please refer to the table on the left for Fluke 730G Models

FLK-730PCSWCN	Pressure Calibration Software
FLK-700HTPK/APAC	Hydraulic Test Pump Kit, 0 to 10000 psi/690 bar
FLK-730LTP/40K	Low Pressure Test Pump, -40 to 40 kPa
FLK-730LTP/600K	Low Pressure Test Pump, -95 to 600 kPa
FLK-730PTP/10M	Pneumatic Test Pump, -0.095 to 10 MPa
FLK-730HTP/70M	Hydraulic Test Pump, 0 to 70 MPa
FLK-730PFK	Pressure Fitting Kit
FLK-730GLSF	Gas and Liquid Separation Filter
FLK-730ILF	In-line Liquid Filter

Contact your local distributor for price and availability.

fluke.co/wtb

Fluke Calibration 2700G Series Reference Pressure Gauges

Fluke 2700G

The Fluke Calibration 2700G Reference Pressure Gauges provide best-in-class measurement performance in a rugged, easy-to-use, economical package. Improved measurement accuracy allows it to be used for a wide variety of applications. It is ideal for calibrating pressure measurement devices such as pressure gauges, transmitters, transducers, and switches. In addition, it can be used as a check standard or to provide process measurements with data logging.

- Precision pressure measurement from 100 kPa (15 psi) to 70 MPa (10,000 psi)
- Accuracy to 0.02% of full scale
- Easy-to-use, rugged construction for reliable performance
- Combine with a Fluke PTP or HTP pump kit or P551X comparison test pump for a complete pressure testing solution
- One year warranty

Fluke Calibration P5510 Pneumatic Comparison Test Pump

Fluke P5510

The P5510 Pneumatic Comparison Test Pump is designed for testing pressure measuring instruments against master test instruments. This cost effective instrument provides precise control for important calibration requirements and include many features found in our line of pneumatic deadweight testers.

One year warranty.

Higher pressure ranges available:

Fluke P5513 Gas Comparison Test Pump
Pressure range 0 to 20 MPa (3k psi);
Vacuum -80 kPa (-12 psi)

Fluke P5514B Gas Comparison Test Pump
Pressure range 0 to 70 MPa (10k psi)

Fluke P5515 Gas Comparison Test Pump
Pressure range 0 to 140 MPa (20k psi)

P5531 Dirt/Moisture Trap
Designed to mount directly on the deadweight tester and featuring an acrylic chamber for visibility of contaminates this unit utilises the standard test port adapters for easy instrument connections.

P5532 Dirt/Moisture Trap
This high pressure version is provided with an aluminium central chamber for safety and utlises the standard test port adapters.

Complete Bench Top Pressure Calibration Solution



Fluke 5514B

Combine P5500 Comparison Test Pumps with one or more 2700G Reference Pressure Gauges for a complete 0.02% accuracy calibration system

The 2700G has an easy-to-use interface that allows you to configure the sampling rate, tare value, damping and auto off time interval as well as reset the min/max pressure.

The unique test port design of the P5500 Series allows for hand tight connection of the 2700G without the use of PTFE tape.

- **P5510:** integrated pneumatic hand pump with pressure generation to 300 psi (2 MPa), vacuum to -12 psi (-80 kPa)
- **P5513:** pneumatic pressure adjustment to 3,000 psi (21 MPa) with fine adjust inlet and outlet valves and precise screw press
- **P5514B:** hydraulic pressure generation and adjustment to 10k psi (70 MPa) with fine screw press and reservoir
- **P5515:** integrated hydraulic pressure generation and adjustment to 20k psi (140 MPa) with high volume priming pump and fine screw press

Included Accessories

Fluke 2700G Gauges: 1/4 NPT Female to 1/4 BSP Male Adapter, 1/4 NPT Female to M20X1.5 Adapter, Universal AC Power Supply, USB Communication Cable, Manual on CD, Calibration Certificate showing traceability.

Optional: ISO 17025 Accredited Calibration available for 2700G and P551X/2700G models (add "/C" to the below model number).

Ordering Information

2700G-BG100K	Reference Pressure Gauge, -15 to 15 PSI
2700G-BG200K	Reference Pressure Gauge, -15 to 30 PSI
2700G-BG700K	Reference Pressure Gauge, -12 to 100 PSI
2700G-BG2M	Reference Pressure Gauge, -12 to 300 PSI
2700G-BG3.5M	Reference Pressure Gauge, -12 to 500 PSI
2700G-BG7M	Reference Pressure Gauge, -12 to 1000 PSI
2700G-G20M	Reference Pressure Gauge, 0 to 3,000 PSI
2700G-G35M	Reference Pressure Gauge, 0 to 5,000 PSI
2700G-G70M	Reference Pressure Gauge, 0 to 10,000 PSI
P5510-2M	Pneumatic Comparison Test Pump
P5513-20M	Pneumatic Comparison Test Pump
P5514B-70M*	Hydraulic Comparison Test Pump, Viton Seals 0 to 10 000 PSI (70 MPa)
P5515-140M*	Hydraulic Comparison Test Pump, Viton Seals 0 to 20 000 PSI (140 MPa)

Ethylene Propylene Seals option also available, add -EP to the above model numbers.

P5510-2700G-1	P5510 Pneumatic Calibrator, 2 MPA (300 PSI), 1 Gauge
P5513-2700G-1	P5513 Pneumatic Calibrator, 20 MPA (3000 PSI), 1 Gauge
P5514B-2700G-1	P5514B Pneumatic Calibrator, 70 MPA (10,000 PSI), 1 Gauge
P5515-2700G-1	P5515 Pneumatic Calibrator, 70 MPA (10,000 PSI), 1 Gauge

P551X-2700G Kits available with 3 gauge option, replace -1 with -3 to the above model numbers.

P5531	Dirt/Moisture Trap 0 to 500 PSI (35 bar)
P5532	Dirt/Moisture Trap 0 to 3.000 PSI (210 bar)

Fluke Calibration 700HPPK Pneumatic Test Pump Kit

Fluke 700HPPK

Generated 21 MPa (3000 psi) easily in the field, without liquid contamination or the hazard of a pressurised gas cylinder.

The Fluke Calibration 700HPPK Pneumatic Test Pump Kit generates and adjusts pneumatic pressures up to 21 MPa (3000 psi), without requiring a nitrogen bottle or other external pressure supply. It supplies pressure to devices under test (DUTs) that include transmitters, controllers, pilots, digital and analog gauges, and more. It's the perfect solution for generating high pressure in the field, where conditions and operating surfaces can vary.

The 700HPPK is the ideal choice for calibration technicians, test engineers, and instrument technicians working in industries like natural gas transmission and distribution, process, aerospace and defense, who need a simple-to-use, safe and portable pressure source that they can depend on in a wide variety of conditions.

The 700HPPK contains both a calibration manifold and high pressure pump to generate and finely adjust pressures. A second model, the 700HPP, is available for people who only prefer a high pressure source.

Use the 700HPPK Test Pump Kits with 2700G Reference Pressure Gauges or 700G Precision Pressure Gauges for a complete pressure calibration solution.

- Generate and adjust pneumatic pressures up to 21 MPa (3000 psi)
- Rugged, portable and stable enough to go anywhere on any surface
- Reaches pressure in 20 seconds to full scale into a 30 cm^3 volume
- Detachable pressure adjustment system for adjusting pressure, connecting reference and test devices on bench and in the field, and isolating and venting pressure
- Easily switch out reference gauges without requiring PTFE tape or tools
- 2 metre pressure line and assorted pressure fittings enable a wide variety of possible connections
- In-line filter and desiccant systems protect device from contamination from the DUT
- One year warranty

General specifications	700HPP	700HPPK
Maximum working pressure	21 MPa, 3000 psi	
Time to generate full scale pressure with 10 cc volume (g)	20	
Weight	5.5 kg	7.2 kg
Dimensions	66 cm × 25 cm × 13 cm	66 cm × 30.5 cm × 13 cm
Reference gauge connection	1/4 NPT, quick connect	
Inlet supply contaminations protection filter	Desiccant filter	
DUT contamination protection filter	–	100 micron
Fine adjustment resolution	–	0.05% reading
Maximum leak rate	–	0.01% reading

Recommended Accessories

700HPM
High Pressure Pneumatic Calibration Manifold

700HPF-NPT
High Pressure Premium Fittings, NPT Fittings

700HPF-BSP
High Pressure Premium Fittings, BSP Fittings

700HPF-MET
High Pressure Premium Fittings, Metric Fittings

730G
Smart Digital Pressure Calibrator
See page 142

2700G
Reference Pressure Gauges
See page 144

Included Accessories

Fluke Calibration 700HPPK: Canvas Carrying Bag, High Pressure Pneumatic Quick Service Kit (seals for pump), Dry Pac Refill, Silicone Grease, High Pressure Hose, Test Port Adapters

Ordering Information

700HPPK-NPT	High Pressure Pneumatic Pump/ Comparator, 21 MPA (3000 psi), NPT
700HPP-NPT	High Pressure Pneumatic Test Pump, 21 MPA (3000 psi), NPT
700HPPK-BSP	High Pressure Pneumatic Test Pump/ Comparator, 21 MPA (3000 psi), BCP
700HPP-BSP	High Pressure Pneumatic Test Pump, 21 MPA (3000 psi), BSP
700HPPK-MET	High Pressure Pneumatic Pump/ Comparator, 21MPA (3000 psi), Metric
700HPP-MET	High Pressure Pneumatic Test Pump, 21MPA (300 psi), Metric

Contact your local distributor for price and availability.
au.flukecal.com/where-to-buy

Fluke Calibration P3000 Deadweight Testers

Fluke P3000

The P3000 Series is the culmination of over 50 years of experience in the production and design of high performance pressure standards.

With features designed to improve accuracy and performance, increase reliability and simplify operation these deadweight testers can be used to calibrate virtually any pressure sensing device, including transducers, transmitters, gauges or pressure switches. All units provided with accredited calibration.

P3000 Pneumatic Deadweight Tester

High performance gas deadweight testers with unique suspended piston design for vacuum calibration.

- 0.015% of reading accuracy standard (0.008% optional)
- 3 to 500 psi (0.2 to 35 bar) pressure
- Optional low range 0.03 to 1 bar vacuum (1 to 30 inHg)
- Integrated vacuum and pressure pump available to 2 MPa (300 psi)

P3100 Hydraulic Deadweight Tester

Highly accurate oil deadweight tester with quick and easy-to use single and dual piston deadweight models

- Pressure ranges to 140MPa (20 k psi, 1400 bar)
- 0.015% of reading accuracy standard (0.008% optional)
- Built in pressure generation and adjustment
- Single or dual piston formats

P3200 Hydraulic Deadweight Tester

Hydraulic deadweight tester specially designed to use water as a test medium.

- Pressure ranges to 70MPa (10 k psi, 700 bar)
- 0.015% of reading accuracy standard (0.008% optional)
- Built in pressure generation and adjustment is standard
- Single or dual piston formats
- Water media

Accuracy*

±0.015% of reading (±0.008% optional)

*Accuracy based on% of reading from 10% to 100% of the piston range when used in accordance with the corrections found on the calibration certificate. Below 10% ±(accuracy class) × 10% of the piston range.

Mass and PCU Materials of Construction		
Standard weight material	Series 3 non-magnetic austenitic stainless steel	
Weight density	7.8 g/cm³	
Optional fractional weights	Solution heat treated aluminum	
Weight density	2.7 g/cm³	
Models P3011, P3012, P3013, P3022, P3023, P3025 (V)	Piston Material: Cylinder Material: Coefficient of Expansion:	Ceramic Martensitic steel 11 ppm/°C
Models P3014, P3015, P3025 (P) P3031, P3032 (P & V)	Piston Material: Cylinder Material: Coefficient of Expansion:	Tungsten carbide Martensitic steel 16.5 ppm/°C

PressCal Software

PressCal software provides a quick and effective solution to enhance the pressure measurement uncertainty of Deadweight Testers.

PressCal features an easy-to-use user Interface that allows you to enter all the necessary corrections and parameters to accurately determine the pressure generated by the DWT.

PressCal also provides:

- Automatic certificate generation
- Customer details management
- Real-time auditing
- Choice of 12 pressure units

Recommended Accessories

5540 Metric & 5541 BSP Adapter Sets

P5543
Angle Adapter

Included Accessories

ISO 17025 Accredited Calibration Certificate, Operating Fluid (where applicable), Spare Seals, Adaptors for 1/8, ¼, 3/8, ½ NPT and BSP, and Metric Adaptors (M20 and M14).

Ordering Information

* -P indicates built-in pump optional.

P3011-KPA-P*	Vacuum Deadweight Tester (-100 KPA)
P3011-INHG-P*	Vacuum Deadweight Tester (-30 INHG)
P3011-MBAR-P*	Vacuum Deadweight Tester (-1000 MBAR)
P3011-MMHG-P*	Vacuum Deadweight Tester (-760 MMHG)
P3012-KPA-P	Gas Deadweight Tester, 100 KPA, with Pump
P3012-MBAR-P	Gas Deadweight Tester, 1000 MBAR, with Pump
P3012-INH20-P	Gas Deadweight Tester, 400 INH20, with Pump
P3013-KPA-P	Gas Deadweight Tester, 200 KPA, with Pump
P3013-MBAR-P	Gas Deadweight Tester, 2000 MBAR, with Pump
P3013-INH20-P	Gas Deadweight Tester, 800 INH20, with Pump
P3014-KGCM2-P	Gas Deadweight Tester, 10 KGF/CM2, with Pump
P3014-PSI-P	Gas Deadweight Tester, 150 PSI, with Pump
P3014-KPA-P	Gas Deadweight Tester, 1000 KPA, with Pump
P3014-MPA-P	Gas Deadweight Tester, MPA, with Pump
P3015-BAR-P*	Gas Deadweight Tester, 35 BAR
P3015-KGCM2-P*	Gas Deadweight Tester, 35 KGF/CM2
P3015-PSI-P*	Gas Deadweight Tester, 500 PSI
P3015-KPA-P*	Gas Deadweight Tester, 3500 KPA
P3015-MPA-P	Gas Deadweight Tester, 3.5 MPA

Contact your local distributor for price and availability.

au.flukecal.com/where-to-buy

Fluke Calibration 3130 Portable Pressure Calibrator

Fluke P3130

The Fluke 3130 Portable Pneumatic Pressure Calibrator is ideal for calibrating pressure transmitters, transducers, gauges and similar devices. The Fluke 3130 contains everything you need to generate, control and measure pressure, as well as read the output of the device under test.

- Measure and generate pressures from vacuum to 2 MPa (300 psi, 20 bar)
- Internal pump can generate vacuum to –80 kPa (–12 psi, –0.8 bar) or pressure to 2 MPa (300 psi, 20 bar)
- Supply pressure connection allowing the use of external gas supply up to 2 MPa (300 psi, 20 bar)
- Measure or generate 4–20 mA
- Measure 0 to 30 V DC
- Compatible with Fluke 750P Pressure Modules
- Variable volume for fine adjustment of pressures
- Pressure measurement accuracy of ±(0.025% reading + 0.01% FS)
- Electrical measurement and 24 volt supply for close looped calibrations
- One year warranty

Environmental	
Temperature	Operating: –10°C to +50°C; Storage: –20°C to +60°C
Physical	
Size in cm (LxWxD) and Weight	38.7 × 30.5 × 17.8, 7.7 kg
EMI/RFI Conformance	EN61326:2006 Annex A
Connectors/Ports	1/8 in NPT (External supply port and test port)
Ranges	
Pressure (internal pump)	–80 kPa to 2 MPa (–12 to 300 psi, –0.8 to 20 bar)
Pressure (external air)	0 to 2 MPa (0 to 300 psi, 0 to 20 bar)
mA	0 to 24.000 mA
Volts	0 to 30.000 V DC
Instrumental Measurement Uncertainty	
Pressure	±(0.025% of reading + 0.01% FS)
mA	±(0.015% of reading + 0.02% mA)
Volts	±(0.015% of reading + 0.02% V)

Recommended Accessories

Fluke 3130

750PXX
Pressure Module
See page 137

Included Accessories

Fluke Calibration 3130:
Ruggedised Case, Rechargeable, NiMH Battery, Test Leads, Operating Manual.

Ordering Information

3130-G2M	Portable Gas Pressure Calibrator
3130-G2M/C	Portable Gas Pressure Calibrator with Accredited Calibration

Contact your local distributor for price and availability.
au.flukecal.com/where-to-buy

FLUKE

Process Instruments

FLUKE PROCESS INSTRUMENTS

The ability to quickly and accurately measure and verify temperatures throughout the manufacturing process has enabled innovators and producers to bring their projects to life, successfully deliver scalable results and overall help the world function better.

Thermal profiling and non-contact monitoring solutions optimise the production process for just about any every sector – from the manufacturing of consumer goods to large scale construction initiatives and mining, our tools help to ensure precision, safety and consistency.

For more information, visit **fluke.co/fpi**



Edge-to-edge Thermal Imaging to see it all.

Designed for the harshest environments, the MP Linescanner Series provides accurate, edge-to-edge and real-time thermal imaging and temperature measurements for continuous processes. See it all with up to 300Hz scan speed and 1024 data points per scan, allowing you to find faulty temperatures, such as hot spots, before an error occurs.

See what you've been missing.

Visualise the unheard and unseen with the power of acoustic imaging. The SV600 Fixed Acoustic Imager enables users to continuously detect, locate and visualise air and gas leaks or changes in sound signatures before they become costly problems. As a fixed, automated solution, the SV600 integrates with your process and eliminates the need for lengthy fault-finding processes such as soapy water tests, when used as part of your product leak testing process.

Expand your view, expand your understanding

The ThermoView TV40 is a high-performance industrial fixed thermal imaging system that allows you to expand your understanding by providing continuous infrared and visual feeds to visualise temperature data. The TV40 offers a fully integrated temperature control, monitoring, and data archiving solution.

Mechanical Maintenance

Fluke Mechanical Maintenance Testers are designed specifically for maintenance professionals who need to quickly and easily perform precision shaft alignments on most rotating machines in the plant and perform vibration analysis and evaluate alignment to understand the root cause of equipment condition.

Fluke 802EN Vibration Meter

Fluke 802EN

One-button vibration assessment in six seconds

The Fluke 802EN Vibration Tester delivers high test repeatability and accuracy, making it a reliable tool for frontline fault finding and troubleshooting. The Fluke 802EN Vibration Tester can be used to quickly check the overall vibration, velocity and acceleration of most mechanical assets commonly found in factories. It is easy to use, fast, and efficient, making it the perfect tool for maintenance personnel working in power plants and industries like metallurgy, petrochemical processing, food and beverage manufacturing, and more.

The Fluke 802EN has four test modes designed to meet customer requirements in various difficult-to-measure environments, such as an audio output for headphones which is useful for detecting abnormal machine sounds (headphones not includes).

- Four measurement modes designed for the complex test environments found in industrial sites. Modes include Basic Mode, External Sensor Mode, External Rod Mode, and Audio Mode
- High test repeatability ensures consistent measurement accuracy
- Simple one-button measurement to get assessment value immediately
- One-metre drop tested, rugged and durable
- Data capacity of 99 sets, replaying in real-time
- Built-in flashlight for taking measurements at night or in low-light spaces
- One year warranty

Recommended Accessories

Fluke 802ES
External Assembly Vibration Sensor
See page 184

Specifcations	802EN
Battery Type	2 AAA, IEC LR 03 3 V DC
Battery Life	Continuous measurement for 25 hours
Size (L x W x H)	24.1 cm x 7.1 cm x 5.8 cm
Weight	220 g
Headphone Jack	Stereo audio output jack (3.5 mm audio plug)
External Sensor Jack	M12 connector

Specifications		
Accessories	Range	0.1 m/s2 to 199.9 m/s2 Peak (r.m.s. *√2)
	Resolution	0.1 m/s2
	Accuracy	±(5 % + 2 digits) (LO: 10 Hz to 1 kHz) ±(10 % + 5 digits) (HI: 1 kHz to 10 kHz)
Velocity	Range	0.1 mm/s to 199.9 mm/s r.m.s.
	Resolution	0.1 mm/s
	Accuracy	±(5 % + 2 digits) (10 Hz to 1 kHz)
Displacement	Range	0.001 mm to 1.999 mm Peak-Peak (r.m.s. *2√2)
	Resolution	0.001 mm
	Accuracy	±(5 % + 2 digits) (10 Hz to 1 kHz)
Piezoelectric sensor parameters	Frequency Response	10 Hz to 15 kHz
Amplitude units	Acceleration	g, m/s2
	Velocity	mm/s
	Displacement	mm
Environmental	Operating Temperature	-10 °C to 50 °C
	Storage Temperature	-30 °C to 60 °C
	Operating Humidity	30 % to 90 % (non–condensing)
	Operating Altitude	2,000 m
	Storage Altitude	12,000 m
	Ingress Protection Rating	IP 40
	Vibration Limit	500.0 m/s2 peak
	Drop Test	1 m
	EMC	IEC 61326-1: Portable Electromagnetic
	CISPR 11	Group 1, Class A

Included Accessories

802EN Vibration Meter: Soft Case, Quick Reference Guide, Safety Information, two (2) AAA Batteries.

Note: headphones are not included for audio mode.

802 External Sensor Optional Accessories: External Sensor, Extender, Magnet Base, M12 Rf Connector Spring Cable Assembly.

FLUKE-802/ES: External Sensor

Ordering Information

FLUKE-802EN Vibration Meter

Contact your local distributor for price and availability.

fluke.co/wtb

Fluke 805 FC Vibration Meter

Forget the pens, think meter

Fluke 805 FC

The Fluke 805 FC is not a vibration pen; it's a meter. A Fluke meter that eliminates the confusion of vibration screening and provides reliable measurements you can trust to make critical go or no-go maintenance decisions. With the Fluke 805 FC, you can identify the strength and severity of vibration and easily track the data over time to monitor an asset's condition.

- Innovative sensor design minimises measurement variations caused by device angle or contact pressure
- Consistent data quality at both low and high frequency ranges
- Four-level severity scale assesses urgency of problems for overall vibration and bearing condition
- Exportable data via USB
- Trending in Microsoft® Excel using pre-built templates
- Overall vibration measurement (10 Hz to 1,000 Hz) for acceleration, velocity and displacement units of measurement for a wide variety of machines
- Crest Factor+ technology provides reliable bearing assessment using direct sensor tip measurements between 4,000 Hz and 20,000 Hz
- Compare vibration levels with ISO-10816 severity scales and store results to the Fluke Connect® Cloud
- Fluke Connect® Share-Live™ video call
- Coloured lighting system (green, red) and on-screen comments indicate how much pressure needs to be applied to take measurements
- Temperature measurement with Spot Infrared Sensor increases diagnostic capabilities
- On-board memory holds and saves up to 3,500 measurements
- One year warranty

Specifications		
Vibration meter	Low frequency range (overall measurement)	10 Hz to 1,000 Hz
	High frequency range (CF+ measurement)	4,000 Hz to 20,000 Hz
	Severity levels	Good, Satisfactory, Unsatisfactory, Unacceptable
	Vibration limit	50 g peak (100 g peak-peak)
	A/D converter	16-bit
	Signal to noise ratio	80 dB
	Sampling rate	Low frequency: 20,000 Hz; High frequency: 80,000 Hz
	Real time clock backup	Coin battery
Sensor	Sensitivity	100 mV/g ±10%
	Measurement range	0.01 g to 50 g
	Low frequency range (overall measurement)	10 Hz to 1,000 Hz
	High frequency range (CF+ measurement)	4,000 Hz to 20,000 Hz
	Resolution	0.01 g
	Accuracy	At 100 Hz ±5% of measured value
Infrared thermometer (temperature measurement)	Range	-20°C to 200°C
	Accuracy	±2°C
	Focal length	Fixed, at ~3.8 cm
External sensor (Supported, but not provided)	Frequency range	10 Hz to 1,000 Hz
	Bias voltage (to supply power)	20 V DC to 22 V DC
	Bias Current (to supply power)	Maximum 5 mA
Firmware	External interfaces	USB 2.0 (full speed) communication
	Data capacity	Database on internal flash memory
	Memory	Up to 3,500 measurements
Environmental	IP rating	IP54
	Drop test	1 metre
General specifications	Battery type	AA (2) Alkaline or Lithium-ion 2 V DC
	Battery life	250 measurements
	Size (LxWxH) and Weight	25.72 cm × 16.19 cm × 9.84 cm, 1.16 kg
	Connectors	USB mini-B 7-pin, stereo audio output jack (3.5 mm Audio Plug), external sensor jack (SMB connector)

Recommended Accessories

Fluke 805ES
External Assembly Vibration Sensor
See page 184

Fluke 820-2 LED Stroboscope

The Fluke 820-2 LED Stroboscope is a simple, easy to use tool to stop motion for measurement and diagnostic purposes.

Investigate and observe potential mechanism failure with confidence on a variety of machinery, in a wide range of industries, without making physical contact with the machine. The Fluke 820-2 LED Stroboscope is a rugged, compact, portable strobe with high intensity LED head, ideal for stop motion diagnostics, mechanical troubleshooting, and process or product research and development.

- High intensity 7-LED array-4,800 lux @ 6,000 FPM/30 cm
- High efficiency LED solid-state light source with uniform flash characteristics allow for higher flash rates—30-300,000 FPM (flashes per minute)
- Digital pulse width modulation for exceptionally sharp images at high speeds
- Rugged, durable design utilises solid-state LEDs with no filaments, gases, hollow cavities, or glass
- Quartz-accuracy control system provides high accuracy +/- (0.02% + 1 digit)
- Multi-line LCD display
- Check the rotating speed of machinery without physical contact or need for reflective tape

Included Accessories

USB Cable, Storage Case, Belt Holster, Quick Reference Guide, CD-ROM (includes MS Excel Template and Documentation) and Two AA Batteries.

Ordering Information

FLUKE-805FC	Fluke Connect® Vibration Meter
FLUKE 805ES	External Vibration Sensor for 805 Vibration Meter
FLK-820-2	LED Stroboscope

Contact your local distributor for price and availability.

fluke.co/wtb

Fluke 810 Vibration Tester

Take a vibration expert along

Fluke 810

Get answers now!

The Fluke 810 Vibration Tester is the most advanced troubleshooting tool for mechanical maintenance teams who need an answer now. It is a unique new kind of troubleshooting tool, engineered to detect and evaluate the most common mechanical problems.

The Fluke 810 Vibration Tester uses a simple step-by-step process to report on machine faults the first time measurements are taken, without prior machine history.

- Easily determine the root cause, location and severity of common mechanical faults
- Efficiently prioritise and plan equipment repair or replacement
- Effectively deploy maintenance resources at the point of greatest impact
- Three year warranty

Recommended Accessories

810T
Non-Contact Precision Laser Tachometer
See page 184

810S
Vibration Sensor
See page 184

810QDC
Quick Disconnect Cable
See page 184

SBP810
Battery Pack
See page 184

810SMM
Sensor Magnetic Mount
See page 184

810SMP
Sensor Mounting Pads (Pack of 10)
See page 184

Simple 3 Step Process

The Fluke 810 helps you locate and diagnose common mechanical problems and prioritise repair actions in three simple steps:

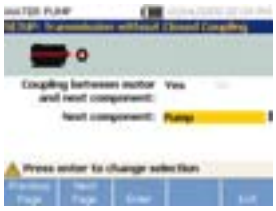

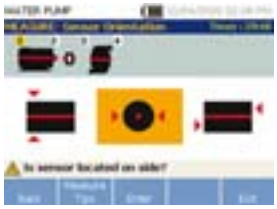

1. **Setup:** Vibration testing has never been easier. The Fluke 810 asks for basic machine information you already know, like RPM and horsepower. Its onboard info feature gives you field tips for setting up and taking measurements like a professional.
2. **Measure:** The Fluke 810 easily fits into your maintenance routine. Use it to quickly troubleshoot problems or monitor machine condition.
3. **Diagnose:** Fix it right the first time with the press of a button, the Fluke 810 identifies the root cause, its location, and the problem's severity.

Diagnostic specifications	
Analysis for	Motors, fans, blowers, belts and chain drives, gearboxes, couplings, centrifugal pumps, piston pumps, sliding vane pumps, propeller pumps, screw pumps, rotary thread/gear/lobe pumps, piston compressors, centrifugal compressors, screw compressors, closed coupled machines, spindles
Standard faults	Unbalance, looseness, misalignment and bearing failures
Motor rotational speed range	200 rpm to 12000 rpm
Diagnosis details	Plain-text diagnosis, fault severity (slight, moderate, serious, extreme), repair details, cited peaks, spectra
Tester specifications	
IP rating	IP54
A/D converter	4 channel, 24 bit
Dynamic range	128 dB
FFT resolution	800 lines
Battery	Lithium-ion, rechargeable, 8 hours operating life
Onboard storage capacity	2 GB internal + user accessible slot for additional storage
Sensor specifications	
Sensor type	Tri-axial accelerometer , 100 mV/g (±5%, 25°C)
Tachometer specifications	
Tachometer type	Laser Diode Class 2

Included Accessories

Tri-axial TEDS Accelerometer, Accelerometer Magnet Mount, Accelerometer Mounting Pad Kit with Adhesive, Accelerometer Quick Disconnect Cable, Laser Tachometer and Storage Pouch, Smart Battery Pack with Cable and Adapters, Shoulder Strap, Adjustable Hand Strap, Viewer PC Application Software, Mini-USB to USB Cable, Getting Started Guide, Illustrated Quick Reference Guide, User Manual CD, Instructional Training DVD, Hard Carrying Case.

Ordering Information

FLUKE-810 Vibration Tester

Contact your local distributor for price and availability.

fluke.co/wtb

Fluke 831 Laser Shaft Alignment Tool

Fluke 831

Precision shaft alignment made easy

The Fluke 831 Laser Shaft Alignment Tool is the ideal test tool to precision-align rotating shafts in your facility. If you are still using rulers and dial indicators to ensure your rotating machinery is properly aligned, you could be losing thousands of dollars per year in replacement bearing costs, hours of unnecessary repair time and crippling unplanned downtime, not to mention taking years off your machine's useful life. With its problem-solving Adaptive Alignment features, the Fluke 831 offers you an unbeatable price-performance ratio.

- The single-laser measurement technology results in better data accuracy
- The intuitive guided user interface and touch tablet helps you quickly complete machine alignments
- Easy for the novice yet powerful for the skilled technician which means you can cover more of your machines – all the functionality needed on the plant floor like thermal growth, user defined tolerances, etc.

General specifications	
CPU	Processor: Exynos 9810, 2.7GHz,1.7GHz Octa-Core Memory: 4 GB RAM, 64 GB Flash memory
Display	Technology: TFT Integrated light sensor for automated adjustment of the brightness to the display according to the lighting conditions hence extending battery life. Resolution: 1920 x 1200 Pixel Size: 203.1 mm
Connectivity	Wi-Fi: 802.11 a/b/g/n/ac/ax 2.4G+5GHz, HE80, MIMO, 1024-QAM. Wireless: 5.0 RFID: NFC
Camera	Main camera resolution: 13.0 MP, Auto Focus Front camera resolution: 5.0 MP
Environmental protection	IP 68: dustproof, submersible 1.5 m
Ingress Protection (IEC 60529)	IP65 (dustproof and water spray resistant), shockproof Relative humidity 10% to 90%
Temperature range	Operation: -20°C to 50°C
Battery	Battery Type: Li-Ion rechargeable battery 3.8 V / 5 3.8 V / 5050 mAh / 19.2 Wh Operating time: Up to 11 hours
Dimensions/weight (without hand straps)	Approx. 256 x 149 x 35 mm Approx. 710 g
Reflector	
Type	90° roof prism
Accuracy (average)	> 99%
Environmental protection	IP 67 (submersible, dustproof)
Sensor	
Measurement principle	Coaxial, reflected laser beam
LED indicators	1 LED for laser beam status and battery status
Power supply	
Battery	Lithium-Ion rechargeable battery 3.7 V / 5 Wh
Operating time	10 hours (continuous use)
Charging time	Using charger - 2.5 h for up to 90% 3.5 h for up to 100% Using USB port – 3 h for up to 90% 4 h for up to 100%

Recommended Accessories

FLUKE-830/MAGNET
Compact magnetic sensor/ prism mounting bracket
See page 184

Recommended Kits
Bundle & Save

Fluke 830/SHIMS Precision Alignment Kit

Evaluate Alignment in 3 Simple Steps

1. Dimensions

2. Measure

3. Results

Included Accessories

Fluke 831 Rugged User Interface sensALIGN 3 Sensor Laser, Reflector Prism, Chain-type Mounting Bracket with 150 mm Support Posts (2x), 300 mm Support Posts (4x), Lens Cleaning Cloth, USB Sensor Cable, USB PC Cable, USB Drive, USB Drive Cable, Tape Measure, Power Adapter (2x) Quick Reference Guide and Safety Information Sheet, Carrying Case

Ordering Information

Fluke-831 ROW	Laser Shaft Alignment Tool

Contact your local distributor for price and availability.

fluke.co/wtb

Fluke 835 Laser Belt Alignment Tool

Fluke 835

Get more out of your belt driven systems through proper alignment

Misalignment can take years off your machinery's useful lifespan, leading to time and money being wasted on unnecessary repairs and replacements, and resulting in costly unplanned downtime. The Fluke 835 Laser Belt Alignment Tool is the ideal tool to precision-align belt-driven machines in your facility.

The Fluke 835 Laser Belt Alignment Tool provides fast, easy, and accurate pulley alignments to help keep your plant up and running. In just a few steps, you can precisely align all of the belt-driven machines in your facility.

With the Fluke 835, a single operator can quickly and easily achieve precision alignment for all your standard belt-driven machines whose alignment has never been previously prioritised. The benefits of precision alignment include longer-lasting parts, including bearings, belts and seals, and cost savings gained from reduced production loss and energy waste.

- Efficient, accurate one-person operation with no training needed
- Time-saving pulley alignment method requires no cross-check
- Shows offset, vertical, and horizontal angles simultaneously
- Live corrections validate when precision alignment is achieved
- Strong magnets mount onto virtually any pulley face
- Fluke 835 provides 6 hours of continuous use with four AAA batteries
- Two year warranty

Recommended Accessories

Fluke 805ES
External Assembly Vibration Sensor
See page 184

820-2
LED Stroboscope
See page 151

Recommended

Fluke 805 FC Vibration Meter

The Fluke 805 FC is not a vibration pen; it's a meter. A Fluke meter that eliminates the confusion of vibration screening and provides reliable measurements you can trust to make critical go or no-go maintenance decisions. With the Fluke 805 FC, you can identify the strength and severity of vibration and easily track the data over time to monitor an asset's condition.

For more details see page 151

Features	835 Laser Belt Alignment Tool
Accuracy	0.2˚
Laser wavelength	505 - 535 nm (green – more visible)
Output power	< 1.0 mW
Classification class	2
Measuring distance	10 m between units
Laser line length	7 m at 5 m distance
Controls	Laser ON/OFF rocker switch
Battery type	4 AAA alkaline batteries
Operating time	6 hours
Operating temp	-5˚C to 40˚C
Storage temp	-10˚C to 70˚C
Mounting method	Strong magnets
Weight	0.3 kg
Dimensions	37 mm x 40 mm x 170 mm
Housing	Gray anodised aluminium
Features	**835 Reflector Unit**
Accuracy	0.2˚
Reflector size	21 mm x 32 mm
Mounting method	Strong magnets
Weight	0.3 kg
Dimensions	37 mm x 40 mm x 170 mm
Housing	Gray anodised aluminium

Included Accessories

Four Batteries (AAA), Fluke 835 Reflector Unit, Fabric Carrying Pouch, Safety Info, Quick Reference Guide

Ordering Information

FLK 835	Laser Belt Alignment Tool

Contact your local distributor for price and availability.

fluke.co/wtb

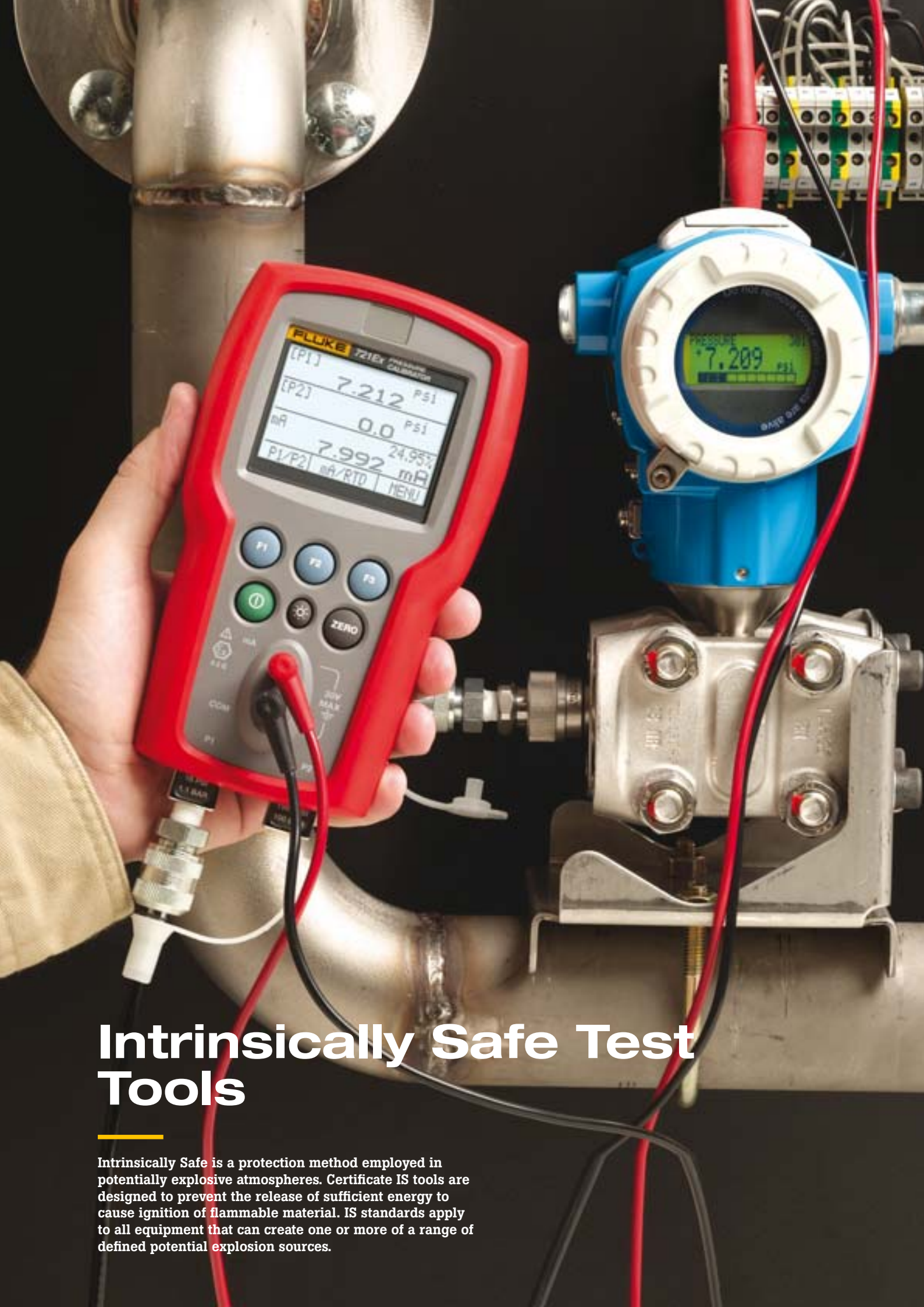

Intrinsically Safe Test Tools

Intrinsically Safe is a protection method employed in potentially explosive atmospheres. Certificate IS tools are designed to prevent the release of sufficient energy to cause ignition of flammable material. IS standards apply to all equipment that can create one or more of a range of defined potential explosion sources.

Intrinsically Safe Test Tools

for Hazardous Areas

Intrinsically Safe is a protection method employed in potentially explosive atmospheres. Certificate IS tools are designed to prevent the release of sufficient energy to cause ignition of flammable material. IS standards apply to all equipment that can create one or more of a range of defined potential explosion sources.

ATEX – The primary intrinsically safe standard, which has been set in the European Union with the Directive 94/9/EC, commonly called ATEX (ATmosphères EXplosibles).

Fluke Products	ATEX certified	Certification
28 II Ex AU Intrinsically Safe True-RMS Multimeter ANZEx 12.2008x Ex ia I Ma	II 2G Ex ia IIC T4 Gb I M1 Ex ia I Ma	Class I, Div 1, Groups A,B,C,D T4 Class I, Zone 1, AEx ia IIC T4 Ex ia IIC T4 IP67
718Ex Intrinsically Safe Pressure Calibrator	II 1G Ex ia IIC T4	I.S. Class I, Div 1, Groups A,B,C,D T4
721Ex Intrinsically Safe Precision Pressure Calibrator	II 2G Ex ia IIB T3 Gb	IECEx: Ex ia IIB T3 Gb
750PEx Intrinsically Safe Pressure Modules	II 1G Ex ia IIC T4 Ga	IECEx: Ex ia lIC T4 Ga
568Ex Intrinsically Safe Infrared Thermometer	II 2G Ex ia IIC T4 Gb	Class I, Div 1, Groups A,B,C,D, T4 Class I, Div 2, Groups A,B,C,D, T4 Class I, Zone 1, AEx ia IIC T4 Gb
700G Series Intrinsically Safe Pressure Gauges	II 3G Ex ic IIB T6 Gc	CSA Class I, Div. 2 Groups A,B,C,D
1551A Ex/1552A Ex Intrinsically Safe "Stik" Thermometers	II 2G Ex ib IIB T4 Gb	
Fluke FL-45 Ex Intrinsically Safe Flashlight	II 1G Ex ia IIC T5 Ga I M1 Ex ia I Ma	Class I Div 1 and 2 Group A,B,C,D Class II Div 1 and 2 Group E,F,G Class III T5 IP67
Fluke FL-120 Ex Intrinsically Safe Flashlight	II 1G Ex ia IIC T4 Ga I M1 Ex ia I Ma	Class I Div 1 and 2 Group A,B,C,D Class II Div 1 and 2 Group E,F,G Class III T4 IP6X
Fluke FL-150 Ex Intrinsically Safe Flashlight	II 1G Ex ia IIC T4 Ga I M1 Ex ia I Ma	Class I Div 1 and 2 Group A,B,C,D Class II Div 1 and 2 Group E,F,G Class III T4 IP67
Fluke HL-200 Ex Intrinsically Safe Headlamp	II 1G Ex ia IIC T4 Ga	Class I Div 1 and 2 Group A,B,C,D Class II Div 1 and 2 Group E,F,G Class III T4 IP67

Ordering Information

FLUKE-28IIEX/AU	Intrinsically Safe True-RMS Digital Multimeter
FLUKE-718EX (30, 100, 300G ranges)	Intrinsically Safe Pressure Calibrator
FLUKE-721EX	Intrinsically Safe Pressure Calibrator
FLUKE-750PEX (750P: 01, 05, 06, 09, 24, 27, 29, A4Ex)	Intrinsically Safe Pressure Modules
FLUKE-568EX	Intrinsically Safe Infrared Thermometer
FLUKE-700G	Pressure Test Gauges (23 ranges) 0 to 10 in H20 up to 10,000 psi
FLUKE-1551AEX **FLUKE-1552AEX**	"Stik" Thermometer 1551A: -50 to 160C 1552A: -80 to 300C
FLUKE-568EX	Intrinsically Safe Infrared Thermometer
FL-45 EX	45 Lumen Intrinsically Safe Flashlight
FL-120 EX	120 Lumen Intrinsically Safe Flashlight
FL-150 EX	150 Lumen Intrinsically Safe Flashlight
HL-200 EX	200 Lumen Intrinsically Safe Headlamp

Contact your local distributor for price and availability.

fluke.co/wtb

Insulated Hand Tools

Safe, rugged and with a lifetime warranty.
Forged from German steel, Fluke offers a line of premium insulated hand tools that are built to last a lifetime.



Fluke Insulated Hand Tools

Fluke Insulated Screwdrivers

Precision insulated tools fit and rip the fastener properly to apply maximum torque without damage to the head. Hardened chromium-molybdenum-vanadium steel blades minimise wear. Fluke offers three styles and multiple sizes—seven drivers in all. All certified to 1000 volts AC and 1500 V DC. Every screwdriver individually tested to 10,000 volts.

- The ergonomic handle adapts to the user's hand, causing less strain and work fatigue and providing maximum torque
- The full length, impact-proof handle core is coated with soft-grip outer material and has a hanging hole for extra security and an anti-roll handle design
- The slim insulated shaft allows access in hard to reach areas
- All blades are manufactured from German CMV steel for superior durability

Fluke Insulated Pliers and Cutters

Fluke insulated pliers and cutters give you a range of options when the job requires jaws with bite. All Fluke pliers and cutters are built with German CMV steel.

Long Nose Pliers

- Unique milled wave patter gripping zones
- Straight, half-round, long and slim knurled jaws, specially profiled
- Side cutting edge for wire cutting

Heavy-Duty, High-Leverage Diagonal Cutter

- Cuts hard materials including steel and piano wire
- Power joint and precision cutting edges

Fast Adjust Pump Pliers

- 27 jaw adjustment steps for more accurate gripping of the workpiece with less slippage than other designs
- Self-locking on pipes and nuts: no slipping on the workpiece, with low hand force required
- Gripping surfaces with teeth hardened to HRC61 for low wear and reliable gripping
- Box-joint design; high stability because of double guide
- Pinch guard that prevents operators' fingers being pinched

Heavy Duty Combination Pliers

- Secure hold by aggressive serrated jaws and 4-point gripping hole
- Slim shape for better access to wires in tight spaces
- Powerful gripping jaw, yet 20% lighter weight than other designs

Ordering Information

ISLS3	Insulated Slotted Screwdriver 2.5 mm × 75 mm
ISLS5	Insulated Slotted Screwdriver 4 mm × 100 mm
ISLS8	Insulated Slotted Screwdriver 6 mm × 125 mm
IPHS1	Insulated Phillips Screwdriver 75 mm
IPHS2	Insulated Phillips Screwdriver 100 mm
ISQS1	Insulated Squared Screwdriver 100 mm
ISQS2	Insulated Squared Screwdriver 125 mm
INLP8	Insulated Long Nose Plier 200 mm
INDC8	Insulated Diagonal Cutter 200 mm
INPP10	Insulated Pump Plier 250 mm
INCP8	Insulated Lineman Combination Plier 200 mm

Contact your local distributor for price and availability.

fluke.co/wtb

Fluke Insulated Hand Tools Kits



Hand Tool Kits	IKSC7	IKPL3	IKST7	IKPK7
Description	Insulated 7 Unit Screwdriver Kit, 1,000 V	Insulated 3 Unit Pliers Kit, 1,000 V	Insulated Hand Tools Starter Kit, 1,000 V	Fluke Pack30 Professional Tool Backpack + Insulated Hand Tools Starter Kit
Included	3 Slotted Tips, 2 Phillips Tips, 2 Square Drive Tips	Long Noise Pliers, Heavy Duty Diagonal Cutter, Heavy Duty Combo Pliers, Roll-up Tool Pouch	3 Slotted Tips, 2 Phillips Tips, Long Nose Pliers, Diagonal Cutter, Linesman Combination Plier, Roll-up Tool Pouch	Fluke Pack30 Professional Tool Backpack, 3 Slotted Tips, 2 Phillips Tips, Long Nose Pliers, Diagonal Cutter, Combination Pliers, Roll-up Tool Pouch
Warranty	Lifetime	Lifetime	Lifetime	1 year*

*Hand tools in kits all carry the limited lifetime warranty.

Tools + Hand Tool Kits	IB875K	IB117K	IB179K	IB376K
Description	Fluke 87V Industrial Multimeter + Insulated Hand Tools Starter Kit	Fluke 117 Electrician's Multimeter + Insulated Hand Tools Starter Kit	Fluke 179 True-RMS Digital Multimeter + Insulated Hand Tools Starter Kit	Fluke 376FC True-RMS Clamp Meter + Insulated Hand Tools Starter Kit
Included	Fluke 87V Industrial Multimeter, 3 Slotted Tips, 2 Phillips Tips, Long Nose Pliers, Diagonal Cutter, Combination Pliers, Roll-up Tool Pouch	Fluke 117 Electrician's Multimeter, 3 Slotted Tips, 2 Phillips Tips, Long Nose Pliers, Diagonal Cutter, Combination Pliers, Roll-up Tool Pouch	Fluke 179 True-RMS Digital Multimeter, 3 Slotted Tips, 2 Phillips Tips, Long Nose Pliers, Diagonal Cutter, Combination Pliers, Roll-up Tool Pouch	Fluke 376FC True-RMS Clamp Meter, 3 Slotted Tips, 2 Phillips Tips, Long Nose Pliers, Diagonal Cutter, Combination Pliers, Roll-up Tool Pouch
Warranty	Lifetime	3 year*	Lifetime	Lifetime

*Hand tools in kits all carry the limited lifetime warranty.

Accessories	RUP8	Pack30
Description	Roll-up Tool Pouch. Holds up to 3 pliers and 5 screwdrivers, rolls shut, closes with hook and loop fasteners	Over 30 pockets in six main storage compartments. Rugged, waterproof base protects your tools.
Included	Tools not included	Tools not included
Warranty	1 year	1 year (extendable)

***Insulated Hand Tool Lifetime Limited Warranty**

Each Fluke Insulated Hand Tool will be free from defects in material and workmanship for its lifetime. As used herein, "lifetime" is defined as seven years after Fluke discontinues manufacturing the product, but the warranty period shall be at least fifteen years from the date of purchase. This warranty does not cover damage from neglect, misuse, contamination, alteration, accident or abnormal conditions of operation or handling, damage or normal wear and tear of mechanical components. This warranty covers the original purchaser only and is not transferable.

To establish original ownership and prove date of purchase, please complete and return the registration card accompanying the product, or register your product on fluke.com/registration. Fluke will, at its option, repair at no charge, replace or refund the purchase price of a defective product purchased through a Fluke authorised sales outlet and at the applicable international price. Fluke reserves the right to charge for importation costs of repair/replacement parts if the product purchased in one country is sent for repair elsewhere.

If the product is defective, contact the authorised seller you purchased the tool from for immediate replacement or your nearest Fluke authorised service center to obtain return authorisation information, then send the product to that service center, with a description of the difficulty, postage and insurance prepaid (FOB Destination). Fluke assumes no risk for damage in transit. Fluke will pay return transportation for product repaired or replaced in-warranty. Before making any non-warranty repair, Fluke will estimate cost and obtain authorisation, then invoice you for repair and return transportation.

THIS WARRANTY IS YOUR ONLY REMEDY. NO OTHER WARRANTIES, SUCH AS FITNESS FOR A PARTICULAR PURPOSE, ARE EXPRESSED OR IMPLIED. FLUKE SHALL NOT BE LIABLE FOR ANY SPECIAL, INDIRECT, INCIDENTAL OR CONSEQUENTIAL DAMAGES OR LOSSES, INCLUDING LOSS OF DATA, ARISING FROM ANY CAUSE OR THEORY. AUTHORISED RESELLERS ARE NOT AUTHORISED TO EXTEND ANY DIFFERENT WARRANTY ON FLUKE'S BEHALF.

Ordering Information

IKSC7 Insulated 7 Unit Screwdriver Kit, 1,000 V

IKPL3 Insulated 3 Unit Pliers Kit, 1,000 V

IKST7 Insulated Hand Tools Starter Kit, 1,000 V

IKPK7 Pack30 Professional Tool Backpack + Insulated Hand Tools Starter Kit

IB875K Fluke 87V Industrial Multimeter + Insulated Hand Tools Starter Kit

IB117K Fluke 117 Electrician's Multimeter + Insulated Hand Tools Starter Kit

IB179K Fluke 179 True-RMS Digital Multimeter + Insulated Hand Tools Starter Kit

IB376K Fluke 376FC True-RMS Clamp Meter + Insulated Hand Tools Starter Kit

RUP8 Roll-up Tool Pouch

PACK30 Professional Tool Backpack

Contact your local distributor for price and availability.

fluke.co/wtb

Accessories

Accessories increase the functionality of your test tool and increase your safety and proficiency. Your digital multimeter can become a thermometer, clamp meter, or even a pressure gauge. With Fluke genuine accessories, you can broaden the ability to take meter measurements in different environments to meet your industrial, electrical, and electronic needs.

IR CAMERA ACCESSORIES

Battery and Charger Compatibility

Prevent the unexpected loss of power with our rugged and rechargeable battery packs and keep your Fluke Infrared Camera charged while you're on the road with our car chargers.

Model Number	Ti27/ TiR27 / Ti29/ TiR29/ Ti32/ TiR32	Ti29/ TiR29	Ti32/ TiR32	Ti90/ Ti95	TiS10/ TiS20/ TiS20+/ TiS20+ MAX/ TiS40/ TiS40	TiS55/ TiS60/ TiS60+/ TiS65/ TiS75	Ti100/ Ti105/ Ti110/ TiR105/ TiR110 TI125/ TiR125	Ti200/ Ti300/ Ti300+/ Ti400/ Ti401/ Ti450/ Ti480	TiX500/ TiX501/ TiX520/ TiX560/ TiX580	TiX620/ TiX640/ TiX660/ TiX1000
TI-SBC3B Battery Charging Base	•	•	•	•	•	•	•	•	•	
TI-SBP3 Rechargeable Lithium-ion Smart Battery Pack	•	•	•	•	•	•	•	•		
TI-CAR CHARGER	•	•	•	•	•	•	•	•	•	

Tripod Base Compatibility

Lightweight, one-piece mounting accessory quickly and easily attaches to your Fluke Infrared Camera and allows you to mount to a standard tripod or monopod for those applications or situations that require a more stable or semi-fixed platform.

Model Number	64 MAX	Ti27/ TiR27	Ti29/ TiR29	Ti32/ TiR32	Ti90/ Ti95	TiS10/TiS20/ TiS20+/ TiS20+ MAX/ TiS40/TiS40	TiS55/TiS60/ TiS60+/ TiS65/TiS75	Ti100/ Ti105/Ti110/ TiR105/ TiR110	Ti125/ TiR125	Ti200/ Ti300/ Ti300+/Ti400/ Ti401/Ti450/Ti480
TI-TRIPOD2					•			•	•	
TI-TRIPOD3						•	•			•

TEST LEADS, PROBES AND CLIPS

Model Number	TL175	TL26A	TL40	TL71	TL75	TL76	TL221	TL222	TL224	TL910
Test Leads										
110/APAC 114/115/116/117	•	•	•	•	•	•	•	•	•	•
175/177/179	•	•	•	•	•	•	•	•	•	•
87V	•	•	•	•	•	•	•	•	•	•
287/289	•	•	•	•	•	•	•	•	•	•
8845/8846	•	•	•	•	•	•	•	•	•	•
120 Series	•	•	•	•	•	•	•	•	•	•
190 Series	•	•	•	•	•	•	•	•	•	•
323/325	•	•	•	•	•	•	•	•	•	•
370 Series, 381	•	•	•	•	•	•	•	•	•	•
705/707	•	•	•	•	•	•	•	•	•	•
712	•	•	•	•	•	•	•	•	•	•
715	•	•	•	•	•	•	•	•	•	•
716/717	•	•	•	•	•	•	•	•	•	•
718	•	•	•	•	•	•	•	•	•	•
725/726	•	•	•	•	•	•	•	•	•	•
787/B/789	•	•	•	•	•	•	•	•	•	•
1577/1587 FC	•	•	•	•	•	•	•	•	•	•
Clips and Probes										
AC175				•	•	•				
AC87							•	•	•	
AC89							•	•	•	
AC220							•	•	•	
AC280							•	•	•	
AC238A							•	•	•	
AC285							•	•	•	
AC288							•	•	•	
FTP-1							•	•	•	
TLK290							•	•	•	
TLK291							•	•	•	
TP1							•	•	•	
TP2							•	•	•	
TP4							•	•	•	
TP38							•	•	•	
TP74							•	•	•	
TP80							•	•	•	
TP175							•	•	•	
TP220							•	•	•	
TP912										•
TP920				•	•					
T5 Starter Kit				(compatible with T5/T+/T+Pro/330 Series Clamp Meters)						
TP165X				(compatible with 1503/1507/1577/1587 FC/1650/1660 Series)						

Test Lead/Probe-in-One

TL175 TwistGuard™ Test Leads

- Probes meet IEC 61010-031 requirements for safety
- Patented extendable tip guard meets CAT III 1000 V, CAT IV 600 V requirements while providing the flexibility you need for CAT II measurements
- Probes always show correct category rating for tip length being used

TL75 Hard Point™ Test Lead Set

One pair (red, black) comfort grip probes with PVC-insulated, right-angle shrouded 4 mm banana plugs.

- Safety rating: CAT II 1000 V, 10 A (CAT III 1000 V, CAT IV 600 V with protective cap)

TL71 Premium Test Lead Set

One pair (red, black) comfort grip probes with flexible silicone insulated, right-angle test leads.

- Heat and cold resistant
- Safety rating: CAT II 1000 V,10 A (CAT III 1000 V, CAT IV 600 V with protective cap)

TL76 2mm/4mm Test Lead Set

One pair (red, black) silicone test leads with right angle shrouded 4 mm banana plugs.

- Removable lantern tip for easy access to terminal blocks, 2 mm diameter
- Safety rating: CAT II 1000 V, 10 A (CAT III 1000 V, CAT IV 600 V with protective cap)

TL40 Retractable Tip Test Lead Set

One pair (red, black) flexible silicone insulated test leads with sharp needle point tips adjustable to desired length from 0 mm to 76 mm.

- Extra hard probe tips to provide long service life
- Safety rating: CAT II 600 V, 3 A rating

TL26A 60 in 5-Way Test Lead Set

One pair (red, black) silicone-insulated leads with five different ways to connect.

- U-shaped nose for blade-shaped terminals
- Notched jaw for gripping screw heads, bare wire or terminals
- Serrated teeth for gripping threaded or wire-wrapped terminals
- Sharp needle cluster for piercing small gauge (#22-#28 AWG) wires
- Large piercing needle
- Safety rating: 30 V, 10 A

TL910 Electronic Test Probes

One pair (red, black) leads with very small tips to access hard-to-reach electronic test points.

- Includes three sets of spring-loaded gold tips and two sets of stainless steel tips
- Tip length up to 100 mm
- Tip diameter: 1 mm
- Safety rating: CAT II 1000 V, 3 A



TP912 Replacement Tips for TL910

Five sets of spring-loaded, tips to refurbish TL910 Electronic Test Probes.

- Very small 1mm tips to access hard-to-reach electronic test pointsProbe tip length up to 100 mm
- Three sets of gold-plated and two sets of stainless steel tips

TP165X Remote Control Probe

Probe with integrated test button simplifies measurement when accessing hard-to-reach points.

- Probe designed for 1500 Series Insulation and 1650/1660 Series Installation Testers
- Tip length up to .735 in
- Tip diameter: 1 mm
- Safety rating: CAT II 1000 V, (CAT III 1000 V, CAT IV 600 V with protective cap), 10 A

TL1500DC 1500 V DC Test Lead Set

Test leads specially developed for solar, wind & battery applications. Rugged design for rough outdoor environments.

- Safe and accurate voltage measurements up to 1500 V DC
- Safety rating: CAT III 1500 V, CAT IV 600 V

Probe-in-one clips

AC288 SureGrip™ Terminal Block Probe

One pair (red, black) of probes features a retractable probe tip for connections to clamp and screw type terminal blocks.

- Designed for increased safety, while providing the flexibility to reach deep connection points
- 1mm diameter probe tip extends out to 8.4 mm length
- Recommended for use with the TL224, TL222, TL221 test leads
- Safety rating: CAT III 1000 V, CAT IV 600 V

AC175 Alligator Clip Set

One pair (red, black) slide-on alligator clips.

- 8mm clip opening
- Slide-on alligator clips are compatible with TL71, TL75, TL175 and TP175 test probes
- Safety rating: CAT IV 600 V, CAT III 1000 V, 10 A

TP920 Test Probe Adapter Set

Three pairs (red, black) push-on adapters.

- Includes IC test adapters, extended probe tips, and medium alligator clips
- Maximum opening 7.6 mm
- Safety rating: IC test adapter CAT II 300 V, extended probe tips CAT II 300 V, medium alligator clips CAT II 1000 V

TEST LEADS, PROBES AND CLIPS

Modular Test Leads

TL221 SureGrip™ Test Lead Extensions Set

One pair (red, black) silicone-insulated leads with safety-shrouded, 4 mm banana plugs.

- Couplers have female connectors on both ends
- Safety rating: CAT IV 600 V, CAT III 1000 V, 10 A

TL222 SureGrip™ Silicone Insulated Test Leads

One pair (red, black) silicone-insulated test leads (red, black) with safety-shrouded, 4 mm banana plugs.

- Right angle connectors on both ends

TL224 SureGrip™ Insulated Test Leads

One pair (red, black) silicone-insulated test leads with safety-shrouded 4 mm banana plugs.

- Right angle connector on one end and straight connector on the other
- Safety rating: CAT IV 600 V, CAT III 1000 V, 10 A

TL27 Heavy-duty Test Lead Set

One pair (red, black) rugged, EPDM-insulated test leads with safety-shrouded 4 mm banana plugs.

- Straight connectors on both ends
- Safety rating: CAT III 1000 V, 10 A

Test Lead Holder

H900 Test Lead Holder

Heavy-duty holder for conveniently storing test lead wires.

- Mounting holes for securing to wall or other surfaces
- For test lead wires up to 8mm in diameter
- Overall dimensions (LxWxH): 279 mm × 89 mm × 32 mm

Modular Clips

AC285/-FTP SureGrip™ Alligator Clips

One pair (red, black) large alligator clips with insulated, nickel-plated steel jaws.

- Multi-purpose tooth pattern grips from fine gauge wire to a 20 mm bolt
- Safety rating: CAT IV 600 V, CAT III 1000 V, 10 A
- AC285-FTP includes AC285 and adapters for FTP-1 or FTPL-1 Fused Test Probes

AC220 SureGrip™ Alligator Clips

One pair (red, black) of small, insulated, nickel-plated jaws.

- Blunt tip grabs round screw heads up to 9.5 mm
- Safety rating: CAT IV 600 V, CAT III 1000 V, 10 A

AC280 SureGrip™ Hook Clips

One pair (red, black) nickel-plated hook-style clips.

- Hook opening 6.4 mm at front
- Base opening of 0.2 mm
- Safety rating: CAT IV 600 V, CAT III 1000 V, 3 A

AC283A SureGrip™ Pincer Clips

One pair (red, black) nickel-plated pincers open to 5 mm.

- 11.4 cm flexible insulated shaft
- Safety rating: CAT II

AC89 Heavy Duty Insulation Piercing Test Clip

Ideal probe for establishing accurate contact through insulation.

- Pierces 0.25 mm to 1.5 mm insulated wire
- Safety rating: 1000 V, 10 A

AC87 Heavy Duty Bus Bar Clip Set

One pair (red, black) flat, right angle clips designed for connecting to bus bars.

- Adjustable collar provides two ranges of jaw openings up to 30 mm
- Safety rating: CAT III 600 V, 5 A

Modular Test Probes

TP175 TwistGuard™ Test Probes

- Modular test probes of the popular TL175 Test Leads
- Patented extendable tip guard meets CAT III 1000 V, CAT IV 600 V requirements while providing the flexibility you need for CAT II measurements
- 2 mm diameter stainless steel probe tips

TP220 SureGrip™ Industrial Test Probes

One pair (red, black) industrial test probes with stainless steel tip.

- Sharp, 12 mm tips
- Safety rating: CAT II 1000 V (CAT III 1000 V, CAT IV 600 V with protective cap), 10 A

TP1 Slim Reach™ Test Probes

One pair (red, black) slender probes with flat stainless steel blade to hold securely in blade-type electrical wall sockets.

- Tip length up to 14.7 mm
- Safety rating: CAT II 1000 V, 10 A (CAT III 1000 V, CAT IV 600 V with protective cap)

TP2 Slim Reach™ Test Probes

One pair (red, black) slender stainless steel probes for accessing closely-spaced or recessed terminals such as in electronic environments.

- 2 mm diameter tip
- Safety rating: CAT II 1000 V, 10 A (CAT III 1000 V, CAT IV 600 V with protective cap)

TP4 Slim Reach™ Test Probes

One pair (red, black) slender stainless steel probes for accessing closely-spaced or recessed electrical terminals.

- 4 mm diameter probe tip designed to fit securely into IEC (C13 and C14) electrical wall outlets
- Safety rating: CAT II 1000 V, 10 A

TP80 Electronic Test Probes

One pair (red, black) electronics test probes.

- IC-insulated cap prevents shortening of IC legs for probing high density components or boards
- Tip length up to 3.9 mm
- Tip diameter: 1 mm
- Safety rating: CAT III 1000 V, 1 A

TP74 Lantern Tip Test Probes

One pair (red, black) featuring nickel-plated brass ends.

- Banana-style 4 mm spring contacts
- Safety rating: CAT II 1000 V, 10 A (CAT III 1000 V, CAT IV 600 V with protective cap)

TP38 Slim Reach™ Test Probes

One pair (red, black) slender stainless steel probes for accessing closely-spaced or recessed terminals.

- Tip length: 24 mm which includes the insulated part of the tip
- Probe tip insulated to 4 mm from the end
- Safety rating: CAT IV 600 V, CAT III 1000 V, 10 A

Patch Cords

TL932 Patch Cords (90 cm)

One pair (red, black) multi-stacking banana plug patch cords, 90 cm long.

- Nickel-plated, 4 mm banana plugs
- 90 cm long PVC insulated leads
- 30 V RMS or 60 V DC, 15 A

TL930 Patch Cords (60 cm)

One pair (red, black) multi-stacking banana plug patch cords, 61 cm long.

- Nickel-plated, 4 mm banana plugs
- 61 cm long PVC insulated leads
- 30 V RMS or 60 V DC, 15 A

TL935 Patch Cords (60 cm, 90 cm, 120 cm)

Three sets (red and black pairs) of multi-stacking banana plug patch cords in different lengths.

- Nickel-plated, 4 mm banana plugs
- 60 cm, 90 cm, and 120 cm long PVC insulated leads
- 30 V RMS or 60 V DC, 15 A

TL940 Mini-Hook Test Leads

One pair (red, black) of test leads with multi-stacking 4 mm banana plugs and mini-hooks.

- Mini-hooks attach to component leads up to 1.5 mm diameter
- 90 cm long PVC insulated leads
- 30 V RMS or 60 V DC, 3 A

TL950 Mini-Pincer Test Leads

One pair (red, black) of test leads with multi-stacking 4 mm banana plugs and mini-pincers.

- Mini-pincers open to 2.3 mm
- 90 cm long PVC insulated leads
- 30 V RMS or 60 V DC, 3 A

TL960 Micro-Hook Test Leads

One pair (red, black) of test leads with multi-stacking 4 mm banana plugs and micro-hooks.

- Micro-hooks attach to component leads up to 1 mm diameter
- 90 cm long PVC insulated leads
- 30 V RMS or 60 V DC, 3 A

TL970 Hook and Pincer Set

- TL940 Mini-Hook Test Lead Set
- TL950 Mini-Pincer Test Lead Set
- TL960 Micro-Hook Test Lead Set

Test Lead Sets and Kits

FTP-1 / FTPL-1 SureGrip™ Fused Test Probes

- Built-in fuses for added protection
- 2 mm threaded probe tips include removable 4 mm lantern-style spring contacts
- FTPL-1 comes with a set of TL224 SureGrip™ Insulated Test Leads
- Safety rating: CAT II 1000 V (CAT III 1000 V, CAT IV 600 V with protective cap), 10 A

TL238 SureGrip™ Test Lead Set for High Energy Environments

This kit is specially designed for high energy environments. Three-piece kit:

- TP238 SureGrip™ Insulated Test Probe Set
- TP280 SureGrip™ Test Probe Extender
- TL224 SureGrip™ Insulated Test Leads
- Safety rating:
  - TP238 and TL224: CAT IV 600 V, CAT III 1000 V, 10 A
  - TP280: CAT III 1000 V, 10 A

TLK290 Flexible Socket Probe Set

Set includes three flexible socket probes and a large alligator clip for use with 4mm shrouded test leads.

- Test probes are for use on motor and three-phase sockets
- Probes have flexible test points that fit securely between 4 mm and 8 mm sockets
- Safety rating: CAT II 1000 V, 8 A

TLK291 Fused Test Probe Set

One pair (red, black) fused test probes. Probes fit on modular leads or on fixed-lead test tools.

- Each probe contains a 500 mA/1000 V/50 kA fuse
- Safety rating: CAT IV 600 V, CAT III 1000 V

TEST LEAD SETS AND KITS

Model number	TL27	TL80A	TL81A	TL220	TL223	TL238	TLK-220	TLK-225	TLK287	TLK289	TLS430
Test Lead Sets and Kits											
110/APAC 114/115/116/117	•	•	•	•	•	•	•	•	•	•	(compatible with 430 Series II Power Quality Analysers)
27 II	•	•	•	•	•	•	•	•	•	•	
175/177	•	•	•	•	•	•	•	•	•	•	
179	•	•	•	•	•	•	•	•	•	•	
87V	•	•	•	•	•	•	•	•	•	•	
287/289	•	•	•	•	•	•	•	•	•	•	
8845/8846	•	•	•	•	•	•	•	•	•	•	
120/B Series	•	•	•	•	•	•	•	•	•	•	
190/-II Series	•	•	•	•	•	•	•	•	•	•	
323/325	•	•	•	•	•	•	•	•	•	•	
370 Series, 381	•	•	•	•	•	•	•	•	•	•	
705/707	•	•	•	•	•	•	•	•	•	•	
712/713	•	•	•	•	•	•	•	•	•	•	
715	•	•	•	•	•	•	•	•	•	•	
716/717	•	•	•	•	•	•	•	•	•	•	
718	•	•	•	•	•	•	•	•	•	•	
725/726	•	•	•	•	•	•	•	•	•	•	
787B/789	•	•	•	•	•	•	•	•	•	•	
1577/1587 FC	•	•	•	•	•	•	•	•	•	•	
Clips and Probes											
AC175		•	•								
AC87	•		•	•	•	•	•	•	•	•	
AC89	•		•	•	•	•	•	•	•	•	
AC220	•		•	•	•	•	•	•	•	•	
AC280	•		•	•	•	•	•	•	•	•	
AC238A	•		•	•	•	•	•	•	•	•	
AC285	•		•	•	•	•	•	•	•	•	
FTP-1	•		•	•	•	•	•	•	•	•	
TLK290			•	•	•	•	•	•	•	•	
TLK291			•	•	•	•	•	•	•	•	
TP1	•		•	•		•	•	•	•	•	
TP2	•		•	•	•	•	•	•	•	•	
TP4	•		•	•	•	•	•	•	•	•	
TP38	•		•	•	•	•	•	•	•	•	
TP74	•		•	•	•	•	•	•	•	•	
TP80	•		•	•	•	•	•	•	•	•	
TP175	•		•	•	•	•	•	•	•	•	
TP220	•		•	•	•	•	•	•	•	•	
TP912									•		
TP920		•	•								
T5 Starter Kit	(compatible with T5/T+/T+Pro/330 Series Clamp Meters)										
TP165X	(compatible with 1503/1507/1577/1587 FC/1650/1660 Series)										

Test Lead Sets and Kits

TLK289 Industrial Master Test Lead Set

Designed for electrical and electronics testing including clips and probes for dependable contact with a variety of test points. Includes:

- One pair each (red, black):
  AC285 Large Jaw Alligator Clips
  AC220 Plunger Style Alligator Clips
  AC280 SureGrip™ Hook Clips
  TP220 SureGrip™ Industrial Test Probes
- TPAK ToolPak™
- 80BK-A Integrated DMM Temperature Probe
- C116 Soft Carrying Case

TLK287 Electronics Master Test Lead Set

The perfect test lead set electronics test and design. Includes 11 items:

- Precision electronic probes with multiple spring-loaded sharp tips to maximise contact with SMD test points
- Micro-grabbers and leads to enable fine SMD testing
- Mini-alligator clips, grabbers, and probes
- Modular test leads and lead-probe combinations
- Couplers for long lead applications

TL81A Deluxe Electronic Test Lead Kit

This 11-item kit includes pouch and two each (red, black) of:

- Test leads with a safety-shrouded, right angle banana connector on one end and a stainless steel test probe on the other. Rated up to 10 A.
- Insulated alligator clips. Rated up to 10 A
- Insulated probe tip extenders. Rated up to 3 A
- Modular test probes with banana jack connector. Rated up to 10 A
- Modular hook-style clip test leads. Rated up to 5 A
- Modular pinch-style clip test leads. Rated up to 5 A
- Modular alligator clips. Rated up to 10 A
- Slide-on IC probe tip adapters (rated up to 3 A) and test lead couplers
- Bare spade lug. Rated up to 10 A

TL220 SureGrip™ Industrial Test Lead Set

Handy all-in-one set that includes essential test items for industrial environments. Three-item set includes:

- AC220 Plunger Style Alligator Clips
- TP220 SureGrip™ Industrial Test Probes CAT II 1000 V, 10 A without protective cap
- TL224 SureGrip™ Silicone Insulated Test Leads
- Safety rating: All CAT IV 600 V, CAT III 1000 V

TL80A Basic Electronic Test Lead Kit

The fundamental accessories for testing are included in this four-item kit.

- Medium alligator clip
  CAT II 1000 V, 10 A
- Extended probe tips
  CAT II 300 V, 3 A
- TL71 Premium Test Lead Set

TLK-225 SureGrip™ Master Accessory Set

Set includes all the SureGrip™ leads, clips, and probes in a handy roll-up pouch. This 13-item set includes:

- AC220 Plunger Style Alligator Clips
- AC280 SureGrip™ Hook Clips
- AC238A SureGrip™ Pincer Clips
- AC285 Large Jaw Alligator Clips
- TP175 TwistGuard™ Test Probes
- TL224 SureGrip™ Insulated Test Leads
- Six-pocket Storage Pouch
- Safety rating: all CAT IV 600 V, CAT III 1000 V

TL223-1 SureGrip™ Electrical Test Lead Set

All-in-one set includes three test lead accessories:

- AC220 Plunger Style Alligator Clips
- TP1 Slim Reach Test Probes
- TL224 SureGrip™ Insulated Test Leads
- Safety rating: CAT II 1000 V, 10 A (CAT III 1000 V, CAT IV 600 V with protective cap)

TLK-220 SureGrip™ Industrial Test Lead Kit

Special-value SureGrip™ five-piece kit for industrial applications, in a roomy carrying case. Kit includes:

- AC220 Plunger Style Alligator Clips
- AC285 Large Jaw Alligator Clips
- TP220 SureGrip™ Industrial Test Probes
- TL224 SureGrip™ Insulated Test Leads
- C116 Zippered Vinyl Case with Moveable Divider
- Safety rating: CAT II 1000 V (CAT III 1000 V, CAT IV 600 V with protective cap), 10 A

T5 Starter Kit

Special-value three-piece kit for the electrical professional with a Fluke T5 Voltage, Continuity and Current Tester. Kit includes:

- TP238 Insulated Test Probes
- AC285 Large Jaw Alligator Clips
- C33 Soft Carrying Case
- Safety rating: all CAT IV 600 V, CAT III 1000 V

TLS430 Test Leads and Alligator Clips

Test lead replacement set for the Fluke 430 Series II Three-Phase Power Quality Analysers.

- Set includes five of each (4 black, 1 green) test leads and alligator clips
- Safety rating: CAT IV 600 V, CAT III 1000 V

TEMPERATURE ACCESSORIES

	Bead		HVAC	Immersion	Surface	Air	Piercing	General Purpose	Industrial Surface	Pipe Clamp
	80BK-A	80PK-1 80PJ-1	80PK-11	80PK-22	80PK-3A	80PK-24	80PK-25 80PT-25	80PK-26	80PK-27	80PK-8
Lowest Temperature	-40°C		-30°C	-40°C	0°C	-40°C	Type K: -40°C cm Type T: -196°C	-40°C	-127°C	-29°C
Highest Temperature	260°C	105°C	1090°C	260°C	816°C	350°C	816°C	600°C	149°C	
Probe Material	Type K wire with teflon insulation		Velcro	Inconel 600	Type K sensor with teflon body	Inconel	316 Stainless Steel	304 Stainless Steel	304 Stainless Steel	Type K sensor with pvc body
Probe Length	1 m lead wire	1 m lead wire	19 m Velcro cuff	21.27 cm	9.525 cm	21.59 cm	10.16 cm	21.57 cm	20.32 cm	for pipes from 6.4 mm to 34.9 mm
Cable Length	1 m	1 m	1 m	1 m	1.3 m	1 m	1 m	1 m	1 m	1 m
Connection	Standard banana jack	Molded thermocouple plug	Molded thermocouple plug	Molded thermocouple plug	Molded thermocouple plug	Molded thermocouple plug	Molded thermocouple plug	Molded thermocouple plug	Molded thermocouple plug	Molded thermocouple plug
SureGrip Handle	No	No	No	Yes	No	Yes	Yes	Yes	Yes	No
Key Feature	Ideal for initial troubleshooting. Can be secured in place with a magnet.		Velcro probe allows hands free temperature measurement.	For use in liquids or in gels.	Exposed junction for direct contact with flat or slightly convex surfaces.	Perforated baffle for air and non-caustic gas measurements.	Probe material safe for use in foods. Sharp tip pierces solid surfaces.	Use for general purpose air or surface measurements.	Low conductivity stainless steel minimises thermal shunting. Extra rugged.	Clamps securely to pipe. Measurements are repeatable to 0.56°C
Thermocouple Types	K	K, J	K	K	K	K	K, T	K	K	K

Temperature Compatibility

Model Number	80AK-A	80BK-A	All 80PK Probes	80PJ-1/ 80PJ-9	80PT-25	80TK	80T-150UA	80PJ-EXT	80PK-EXT	80PT-EXT	80CK-M	80CJ-M	80PR-60
110/APAC/ 114/115/ 116/117	116	116	♦						▲		▲		
27 II						•	•		✱		✱		
175/177			✱			•	•		✱		✱		
179	•	•	▲						▲		▲		
87V	•	•	▲						▲		▲		
287/289	•	•	▲				•		▲		▲		
8845/8846			✱			•	•		✱		✱		
43B			✱			•	•		✱		✱		
120/B Series			✱			•	•		✱		✱		
190/-II Series			✱			•	•		✱		✱		
51/52/53/54 II			•	•	•			•	•	•	•	•	
63													66/68
714			•	•	•			•	•	•	•	•	
715			✱			•	•		✱		✱		
725/726			•	•	•			•	•	•	•	•	
787B/789			✱			•	•		✱		✱		
902	•	•	•						•				
1587 FC	•	•	▲						▲		▲		
1577	•		▲										
561			•										

● Compatible; ✱ Requires 80TK; ▲ Requires 80AK-A; ♦116 only: requires 80AK-A

80PJ-1 or 80PK-1 Bead Probe

Type J or K thermocouple probe for general purpose applications. Ideal for troubleshooting.

- 1 mm probe with Teflon® insulation
- Measurement range: -40°C to 260°C

80PJ-9 or 80PK-9 General Purpose Probe

Type J or K thermocouple probe for air and non-caustic gases. The sharp tip pierces pipe insulation and the flat surface makes good contact.

- 15.25 cm stainless steel probe
- Measurement range: -40°C to 260°C

80PK-26 SureGrip™ Tapered Probe

Type K thermocouple probe with tapered tip for speedy air, surface, non-caustic gas, and liquid measurements.

- 1 m lead
- 203 mm stainless steel probe
- Measurement range: -40°C to 816°C

80PK-3A Surface Probe

Type K thermocouple with exposed junction for flat or slightly convex surfaces such as plates and rollers.

- 9.525 cm probe with Teflon® insulation
- Measurement range: 0°C to 260°C

80PK-27 SureGrip™ Industrial Surface Temperature Probe

Type K thermocouple probe for surfaces in rugged environments.

- 1 m lead
- 20.32 cm stainless steel probe
- Measurement range: -127°C to 600°C

80PK-25 or 80PT-25 SureGrip™ Piercing Probe

Type K or T thermocouple suitable for food industry, liquids, and gels. Sharp tip pierces solid surfaces.

- 1 m lead
- 10.16 cm stainless steel probe
- Measurement range:
  - Type K: -40°C to 350°C
  - Type T: -196°C to 350°C

80PK-24 SureGrip™ Air Probe

Type K thermocouple probe for air and non-caustic gas measurements.

- 1 m lead
- 21.59 cm Inconel® probe
- Bead protected by perforated baffle
- Measurement range: -40°C to 816°C

80PK-22 SureGrip™ Immersion Probe

Type K thermocouple probe for use in liquids and gels.

- 1 m lead
- 21.27 cm Inconel® probe
- Measurement range: -40°C to 1090°C

80PK-8 and 80PK-10 Pipe Clamp Probe

Type K thermocouple clamps securely to pipes for fast temperature and superheat measurements.

- Durable ribbon sensor
- 80PK-8 for pipe diameters 6.4 mm to 34.9 mm
- 80PK-10 for pipe diameters 32 mm to 64 mm
- Measurements are repeatable to 0.56°C
- Measurement range: -29°C to 149°C

80PK-11 Type-K Velcro® Thermocouple Probe

Type K Velcro cuff for use with any temperature-measuring instrument that accepts type K thermocouples.

- Use multiples and leave in place for route-based routine maintenance
- 48 cm Velcro® cuff
- Measurement range: -30°C to 105°C

80PK-18 Pipe Clamp Temperature Probe Kit

- Includes both 80PK-8 and 80PK-10 Type K clamps
- Provides full range of pipe measurement sizes
- Includes soft carrying case

80PR-60 RTD Temperature Probe

This probe expands the utility of an RTD non-contact infrared thermometer by simultaneously taking contact and non-contact temperature readings.

- For use with the Fluke 66 and 68 Infrared Thermometers
- 90 mm platinum 1 kO probe
- 3.5 mm phono type jack
- Measurement range: -40°C to 260°C

80AK-A Thermocouple Adapter

Adapts type K thermocouple mini-connector to dual shrouded 4 mm banana plug inputs.

- Measurement range and accuracy: probe dependent
- Suitable for low voltage applications (below 30 V AC, 60 V DC)



80BK-A Integrated DMM Temperature Probe

Convenient, integrated type K thermocouple probe with standard shrouded 4 mm banana jack.

- Compatible with Fluke DMM with temperature measurement functions
- Measurement range: -40°C to 260°C



80TK Thermocouple Module

This module converts a DMM to a thermometer and is designed for use with type K thermocouples in low voltage applications.

- Voltage range: below 24 V AC, 60 V DC
- Measurement range: -50°C to 1000°C (probe dependent)

80T-150UA Universal Temperature Probe

Adapts any DMM using shrouded 4 mm banana plugs. This fast, accurate integrated probe is designed for low-voltage applications.

- For air, surface, and non-corrosive applications
- Voltage range: below 24 V AC, 60 V DC
- 15.7 cm probe tip
- Measurement range: -50°C to 150°C
- Output: switchable, from 1 mV/°C to 1 mV/°F

AC CURRENT CLAMPS

AC Current Clamp Specifications

	i200	i200s	i400	i400s	i800	i1000s	i3000s	i2000 Flex	i3000s Flex	i6000s
AC current range	1 A to 200 A	1 A to 200 A	1 A to 400 A	0.5 A to 400 A	1 A to 800 A	0.2 A to 1000 A	1 A to 3000 A	2 A to 2000 A	3 A to 3000 A	60 A to 6000 A
Accuracy	≤ 3% + 0.5 A 48 Hz to 65 Hz	≤ 1% + 0.5 A 48 Hz to 65 Hz	2% + 0.06 A 45 Hz to 400 Hz	.5 A to 40 A, 2% + .015 A, 5 A to 400 A, 2% + .04 A, 45 Hz to 400 Hz	0.1 A to 10 A ±3% + .01 A, 10 A to 200 A ±2%, 200 A to 800 A ±1%	0.2 to 10 A: 3% + 0.1 A 10 A to 100 A: 2% + 0.5 A 100 A to 1000 A: 1% + 1 A 48 Hz to 65 Hz	1 to 30 A: 2% + 0.1 A 1 to 300 A: 2% + 0.5 A 1 to 3000 A: 2% + 2 A 48 Hz to 65 Hz	±1% of range 45 Hz to 65 Hz Ranges: 20 A, 200 A, 2000 A	±1% of range, 45 Hz to 65 Hz Ranges: 30 A, 300 A, 3000 A	±1% of range 45 Hz to 65 Hz
Bandwidth (–3 dB)	40 Hz to 40 kHz	40 Hz to 40 kHz	5 kHz to 20 kHz	5 Hz to 10 kHz	30 Hz to 10 kHz (typical)	5 Hz to 100 kHz	10 Hz to 100 kHz	10 Hz to 20 kHz	10 Hz to 50 kHz	10 Hz to 50 kHz, (– 3 dB)
Maximum conductor diameter	20 mm	20 mm	32 mm	32 mm	54 mm	54 mm	64 × 100 mm	177 mm	177 mm or 265 mm	193 mm or 289 mm
Maximum conductor size	150 mm^2	150 mm^2	400 mm^2	400 mm^2	2× 240 mm^2 or 1× 500 mm^2	2× 240 mm^2 or 1× 500 mm^2	64 mm	610 mm circumfer-ence	610 mm or 915 mm circumfer-ence	610 mm or 915 mm
Output levels	1 mA/A	10 mV/A 100 mV/A	1 mA/A	10 mV/A 1 mV/A	1 mA/A	1 mV/A 10 mV/A 100 mV/A	10 mV/A 1 mV/A 0.1 mV/A	100 mV/A 10 mV/A 1 mV/A	100 mV/A 10 mV/A 1 mV/A	50 mV/A 5 mV/A 0.5 mV/A
Output cable	1.5 m shrouded banana plugs	2 m to BNC termination	1.5 m shrouded banana plugs	2.5 m to BNC termination	1.6 m shrouded banana plugs	1.6 m to BNC termination	2.1 m to BNC termination	2 m with double shrouded banana plugs	2.1 m to BNC termination	2 m to BNC, 4 mm plug adapter supplied
Warranty	One-year	One-year	One-year	One-year	One-year	One-year	One-year	One-year	One-year	One-year
Safety rating	CAT III 600 V	CAT III 600 V	CAT III 1000 V CAT IV 600 V	CAT III 1000 V CAT IV 600 V	CAT III 600 V	CAT III 600 V	CAT III 600 V	CAT III 600 V	CAT III 600 V	CAT III 600 V

AC Current Clamp Selection Guide

	i200	i200s	i400	i400s	i800	i1000s	i3000s	i2000 Flex[1]	i3000s Flex
110/APAC 114/116		1 A to 200 A		0.6 A to 400 A*		0.6 A to 1000 A*	1 A to 3000 A	2 A to 2000 A	3 A to 3000 A
115/117	60 A to 200 A	1 A to 200 A	60 A to 400 A	0.6 A to 400 A*	60 A to 800 A	0.6 A to 1000 A*	1 A to 3000 A	2 A to 2000 A	3 A to 3000 A
27II	2 A to 200 A	1 A to 200 A	2 A to 400 A	1 A to 400 A*	2 A to 800 A	0.1 A to 1000 A*	1 A to 3000 A	2 A to 2000 A	3 A to 3000 A
28II	1.8 A to 200 A	1 A to 200 A	1.8 A to 400 A	1.8 A to 400 A	1.8 A to 800 A	0.2 A to 1000 A*	2 A to 3000 A	2 A to 2000 A	3 A to 3000 A
77 IV		1 A to 200 A		1 A to 400 A*		0.1 A to 1000 A*	1 A to 3000 A	2 A to 2000 A	3 A to 3000 A
175/177/179	3 A to 200 A	1 A to 200 A	3 A to 400 A	1 A to 400 A*	3 A to 800 A	0.3 A to 1000 A*	3 A to 3000 A	2 A to 2000 A	3 A to 3000 A
1577/1587FC	3 A to 200 A	1 A to 200 A	3 A to 400 A	3 A to 400 A*	3 A to 400 A	0.3 A to 1000 A*	3 A to 3000 A	2 A to 2000 A	3 A to 3000 A
83V/88V	2 A to 200 A	1 A to 200 A	2 A to 400 A	1 A to 400 A*	2 A to 800 A	0.1 A to 1000 A*	1 A to 3000 A	2 A to 2000 A	3 A to 3000 A
87V	2 A to 200 A	1 A to 200 A	2 A to 400 A	2 A to 400 A*	2 A to 800 A	0.2 A to 1000 A*	2 A to 3000 A	2 A to 2000 A	3 A to 3000 A
287/289	1 A to 200 A	1 A to 200 A	1 A to 400 A	0.5 A to 400 A*	1 A to 800 A	0.2 A to 1000 A*	1 A to 3000 A	2 A to 2000 A	3 A to 3000 A
43B		1 A to 200 A		0.35 A to 400 A		0.1 A to 1000 A	1 A to 3000 A	2 A to 2000 A	3 A to 3000 A
434/435-II		1 A to 200 A		1.2 A to 400 A		0.3 A to 1000 A	1.2 A to 3000 A	i430Flex-TF-II	i430Flex-TF-II
120/B		1 A to 200 A		2.5 A to 400 A		0.25 A to 1000 A	2.5 A to 3000 A	2 A to 2000 A	3 A to 3000 A
190/-II		1 A to 200 A		1 A to 400 A		0.1 A to 1000 A	1 A to 3000 A	2 A to 2000 A	3 A to 3000 A
8808A	1 A to 200 A	1 A to 200 A	1 A to 400 A	0.5 A to 400 A*	1 A to 800 A	0.1 A to 1000 A*	1 A to 3000 A	2 A to 2000 A*	3 A to 3000 A*
8845A/8846A	1 A to 200 A	1 A to 200 A	1 A to 400 A	1 A to 400 A*	1 A to 800 A	0.2 A to 1000 A*	1 A to 3000 A	2 A to 2000 A*	3 A to 3000 A*
787B/789	50 A to 200 A	1 A to 200 A	50 A to 400 A	2 A to 400 A*	50 A to 440 A	0.2 A to 1000 A*	2 A to 3000 A	2 A to 2000 A	3 A to 3000 A

Current Clamps AC

i800 AC Current Clamp

This AC current clamp is designed to extend the current measuring capability of a digital multimeter to 800 A AC. It is compatible with a digital multimeter that accepts shrouded 4 mm banana plugs and has an AC milliamp range.

- Current range: 100 mA to 800 A RMS AC
- Frequency range: 30 Hz to 10 kHz (-3 dB)
- Safety rating: CAT III 600 V RMS

i400 AC Current Clamp

This high-safety current clamp for digital multimeters is a single range 400 A AC clamp that is designed to offer maximum utility in a very compact shape. The division ratio is 1000:1.

- Current range: 1 A to 400 A AC
- Frequency range: 5 kHz to 20 kHz (-3 dB)
- Safety rating: CAT IV 600 V,
- CAT III 1000 V

i400s AC Current Clamp

This high-safety compact current clamp with BNC output is a companion to a ScopeMeter or Power Quality Meter to measure up to

400 A AC.

- Current range: 0.5 A to 400 A AC
- Frequency range: 5 Hz to 10 kHz (-3 dB)
- Optional PM9081/001 Dual Banana Plug Male to Female BNC Adapter is available for digital multimeters
- Safety rating: CAT IV 600 V, CAT III 1000 V

i200 AC Current Clamp

This small-sized single-range current clamp features safety-shrouded 4mm banana plugs. It is compatible with most Digital Multimeters or other current measurement devices that accepts shrouded 4 mm banana plugs and has an AC milliamp range.

- Current range: 1 A to 200 A AC
- Frequency range: 40 Hz to 40 kHz
- Safety rating: CAT III 600 V

i200s AC Current Clamp

This small-sized dual-range current clamp offers voltage output using a safety-insulated BNC connector. A dual banana-to-BNC adapter allows the clamp to be connected to meters with banana inputs.

- Current ranges: 0.1 A and 200 A AC switchable
- Frequency range: 40 Hz to 10 kHz
- Safety rating: CAT III 600 V



i2000 Flex AC Current Clamp

This current probe can be used to measure currents up to 2000 A when used in conjunction with multimeters, recorders, or data loggers. The flexible and lightweight measuring head allows quick and easy installation on thick and hard-to-reach areas.

- Current range: 20 A, 200 A, and 2000 A AC switchable
- Frequency range: 10 Hz to 20 kHz
- Safety rating: CAT III 600 V

i1000s AC Current Clamp

This large AC current clamp expands applications in industrial and power environments by connecting directly to an oscilloscope using a reinforced coaxial cable and an insulated BNC connector. It is ideal for measuring distorted current waveform RMS and harmonics.

- Current range: 0.1 A to 1000 A AC
- Frequency range: 10 Hz to +9100 kHz
- Accurate displays due to a passive filter that eliminates noise and ring on rapidly-rising di/dt waveforms
- Safety rating: CAT III 600 V

i3000s AC Current Clamp

This AC current clamp is designed as a clamp-on unit for use with Oscilloscopes.
It also includes a dual banana to BNC adapter for use with multimeters with 4mm banana input plugs.

- Current range: 1 A to 3000 A
- Frequency range: 10 Hz to 100 kHz
- Safety rating: CAT III 600 V

i3000s Flex-24 or -36 AC Current Clamp

i3000s Flex-24 is available in a convenient four-pack (i3000s Flex 4 Pack)

The flex clamp uses the Rogowski (air-cored coil) principle and can be used to measure three ranges of currents up to 3000 A when used in conjunction with oscilloscopes, recorders or data loggers. The flexible and lightweight measuring head allows quick and easy installation in hard-to-reach areas without batteries or an external power source. This clamp fits around large conductors and is available in 610 mm and 914 mm lengths.

- Current range: 30 A, 300 A, and 3000 A switchable
- Frequency range: 10 Hz to 50 kHz
- Safety rating: CAT III 600 V

i5s AC Current Clamp

Also available in a convenient three-pack (i5sPQ3)

This compact 5 A AC clamp, specially configured to provide low-current accuracy while taking measurements on secondary current transformers, expands the use of the Fluke 430 Series Three-Phase Power Quality Analysers.

- Current range: 10 mA to 5 A
- Frequency range: 40 Hz to 5 kHz
- Safety rating: CAT III 600 V (for insulated conductors only)



i6000s Flex-24 or -36 AC Current Clamp

This AC current clamp flexible and lightweight measuring head allows quick and easy installation in hard-to-reach areas without batteries or an external power source. This clamp fits around large conductors and is available in both 610 mm and 914 mm lengths.

- Current range: 60 A, 600 A, and 6000 A switchable
- Frequency range: 10 Hz to 50 kHz (-3 dB)
- Safety rating: CAT III 600 V

AC/DC CURRENT CLAMPS

AC/DC Current Clamp Specifications

	80i-110s	i410	i1010	i30	i30s	i310s
DC range	0.1 A to 100 A	1 A to 400 A	1 A to 1000 A	30 mA to 30 A	30 mA to 30 A	0.1 A to 450 A
AC range	0.1 A to 70 A	1 A to 400 A	1 A to 600 A	30 mA to 20 A RMS	30 mA to 20 A RSM	0.1 A to 300 A
Accuracy	0.1 A to 10 A; AC to 1 kHz: ±3% + 50 mA; up to 100 A add 15%; up to 20 kHz add 12%	3.5% + 0.5 A for DC or AC (45 to 400 Hz)	2% + 0.5 A for DC or AC (45 to 400 Hz)	±1% of reading, ±2 mA	±1% of reading, ±2 mA	30 A range: 1% + 50 mA 300 A range: 1% + 300 mA
Bandwidth (-3 dB)	100 kHZ	3 kHz	10 kHz	dc to 20 kHz (-0.5 dB)	dc to 100 kHz (-0.5 dB)	dc to 20 kHz
Zero error adjustment	•	•	•	•	•	•
Maximum conductor diameter	11.8 mm	30 mm	30 mm	19 mm	19 mm	19 mm
Maximum conductor size	35 mm²	1× 400 mm² or 2× 240 mm²	1× 400 mm² or 2× 240 mm²	120 mm²	120 mm²	120 mm²
Output levels	10 mV/A, 100 mV/A	1 mV/A	1 mV/A	100 mV/A	100 mV/A	1 mV/A, 10 mV/A
Output cable	1.6 metre with BNC termination	1.2 metre with shrouded banana plugs	1.2 metre with shrouded banana plugs	1.5 metre with shrouded dual banana plugs	2 metres with BNC termination	2 metres with BNC termination and a BNC to safety shrouded banana adapter
Battery life	40 hours	60 hours	60 hours	30 hours	30 hours	30 hours
Warranty	One-year	One-year	One-year	One-year	One-year	One-year
Safety	CAT II 600 V; CAT III 300 V	CAT III 600 V	CAT III 600 V	CAT III 300 V	CAT III 300 V	CAT III 300 V

AC/DC Current Clamp Selection Guide

	80i-110s	i410	i1010	i30	i30s	i310s
114/115/ 116/117	0.1 A to 100 A DC/ 0.1 A to 70 A AC*	1.4 A to 400 A DC/ 6 A to 400 A AC	1.4 A to 1000 A DC/ 6 A to 600 A AC	30 mA to 30 A DC/ 60 mA to 20 A AC	30 mA to 30 A DC/ 60 mA to 20 A AC	0.1 A to 450 A DC/ 0.6 A to 300 A AC
27II	0.1 A to 100 A DC/ 0.1 A to 70 A AC*	1 A to 400 A DC/ 1 A to 400 A AC	1 A to 1000 A DC/ 1 A to 600 A AC	30 mA to 30 A DC/ 30 mA to 20 A AC	30 mA to 30 A DC/ 30 mA to 20 A AC	0.1 A to 450 A DC/ 0.1 A to 300 A AC
28II	0.1 A to 100 A DC/ 0.2 A to 70 A AC*	1 A to 400 A DC/ 6 A to 400 A AC	1 A to 1000 A DC/ 6 A to 600 A AC	30 mA to 30 A DC/ 60 mA to 20 A AC	30 mA to 30 A DC/ 60 mA to 20 A AC	0.1 A to 450 A DC/ 2 A to 300 A AC
77-IV	0.1 A to 100 A DC/ 0.1 A to 70 A AC*	1 A to 400 A DC/ 5 A to 400 A AC	1 A to 1000 A DC/ 5 A to 600 A AC	30 mA to 30 A DC/ 40 mA to 20 A AC	30 mA to 30 A DC/ 40 mA to 20 A AC	0.1 A to 450 A DC/ 0.4 A to 300 A AC
175/177/179	0.11 A to 100 A DC/ 0.3 A to 70 A AC*	1.6 A to 400 A DC/ 30 A to 400 A AC	1.6 A to 1000 A DC/ 30 A to 600 A AC	30 mA to 30 A DC/ 300 mA to 20 A AC	30 mA to 30 A DC/ 300 mA to 20 A AC	0.1 A to 450 A DC/ 3 A to 300 A AC
1577/1587 FC	0.1 A to 100 A DC/ 0.3 A to 70 A AC*	1.2 A to 400 A DC/ 30 A to 400 A AC	1.2 A to 1000 A DC/ 30 A to 600 A AC	30 mA to 30 A DC/ 300 mA to 20 A AC	30 mA to 30 A DC/ 300 mA to 20 A AC	0.1 A to 450 A DC/ 3 A to 300 A AC
83V/88V	0.1 A to 100 A DC/ 0.1 A to 70 A AC*	1 A to 400 A DC/ 1 A to 400 A AC	1 A to 1000 A DC/ 1 A to 600 A AC	30 mA to 30 A DC/ 30 mA to 20 A AC	30 mA to 30 A DC/ 30 mA to 20 A AC	0.1 A to 450 A DC/ 0.1 A to 300 A AC
87V	0.1 A to 100 A DC/ 0.2 A to 70 A AC*	1 A to 400 A DC/ 20 A to 400 A AC	1 A to 1000 A DC/ 20 A to 600 A AC	30 mA to 30 A DC/ 200 mA to 20 A AC	30 mA to 30 A DC/ 200 mA to 20 A AC	0.1 A to 450 A DC/ 2 A to 300 A AC
287/289	0.1 A to 100 A DC/ 0.1 A to 70 A AC*	1 A to 400 A DC/ 1 A to 400 A AC	1 A to 1000 A DC/ 1 A to 600 A AC	30 mA to 30 A DC/ 30 mA to 20 A AC	30 mA to 30 A DC/ 30 mA to 20 A AC	0.1 A to 450 A DC/ 0.1 A to 300 A AC
123/124	0.1 A to 100 A DC/ 0.25 A to 70 A AC	1 A to 400 A DC/ 25 A to 400 A AC**	1 A to 1000 A DC/ 25 A to 600 A AC**		30 mA to 30 A DC/ 250 mA to 20 A AC	0.1 A to 450 A DC/ 2.5 A to 300 A AC
190 Series II	0.1 A to 100 A DC/ 0.1 A to 70 A AC	1 A to 400 A DC/ 5 A to 400 A AC**	1 A to 1000 A DC/ 5 A to 600 A AC**	30 mA to 30 A DC/ 50 mA to 20 A AC**	30 mA to 30 A DC/ 50 mA to 20 A AC	0.1 A to 450 A DC/ 0.5 A to 300 A AC
8808A	0.1 A to 100 A DC/ 0.1 A to 70 A AC*	1 A to 400 A DC/ 2 A to 400 A AC	1 A to 1000 A DC/ 2 A to 600 A AC	30 mA to 30 A DC/ 30 mA to 20 A AC	30 mA to 30 A DC/ 30 mA to 20 A AC	0.1 A to 450 A DC/ 0.2 A to 300 A AC
8845A/8846A	0.1 A to 100 A DC/ 0.1 A to 70 A AC*	1 A to 400 A DC/ 1 A to 400 A AC	1 A to 1000 A DC/ 1 A to 600 A AC	30 mA to 30 A DC/ 30 mA to 20 A AC	30 mA to 30 A DC/ 30 mA to 20 A AC	0.1 A to 450 A DC/ 0.1 A to 300 A AC
705/707	0.1 A to 100 A DC, no AC*	4 A to 400 A DC, no AC	4 A to 1000 A DC, No AC	40 mA to 30 A DC, no AC	40 mA to 30 A DC, no AC	0.4 A to 450 A DC, no AC
715	0.1 A to 100 A DC, no AC*	4 A to 400 A DC, no AC	4 A to 1000 A DC, No AC	40 mA to 30 A DC, no AC	40 mA to 30 A DC, no AC	0.1 A to 450 A DC, no AC
787/789	0.1 A to 100 A DC/ 0.2 A to 70 A AC*	1 A to 400 A DC/ 20 A to 400 A AC	1 A to 1000 A DC/ 20 A to 600 A AC	30 mA to 30 A DC/ 200 mA to 20 A AC	3 mA to 30 A DC/ 200 mA to 20 A AC	0.1 A to 450 A DC/ 2 A to 300 A AC

* Requires PM9081 Adapter
** Requires PM9082/001 Adapter

i410 AC/DC Current Clamp

This battery-powered Hall-effect probe measures 1 A to 400 A with large-claw clamp that gives access to difficult-to-reach areas. It is compatible with most multimeters and other devices that measure AC and DC current and accepts shrouded 4 mm banana plugs.

- On/Off LED indicator
- AC and DC current range: 1 A to 400 A
- Frequency range: 3 kHz
- Safety rating: CAT III 600 V

i410-KIT AC/DC Current Clamp and Carry Case Kit

This special-value kit for electrical professionals adds AC and DC current measurement capabilities to a digital multimeter. A roomy carrying case holds a meter and the current clamp plus test leads, probes and manuals. Kit includes:

- i410 AC/DC Current Clamp
- C116 Soft Carrying Case

i1010 AC/DC Current Clamp

This clamp measures both AC and DC currents with a large-jaw, battery-powered Hall-effect probe that gives access to difficult-to-reach areas. It is compatible with most Fluke multimeters and any other devices that measure AC and DC current and accept shrouded 4 mm banana plugs.

- On/Off LED indicator
- AC current range: 1 A to 600 A AC
- DC current range: 0.5 A to 1000 A DC
- Frequency range: DC to 10 kHz
- Safety rating: CAT III 600 V RMS

i1010-Kit AC/DC Current Clamp and Carry Case Kit

This special-value kit for electrical professional adds AC and DC current measurement capabilities to a digital multimeter. A roomy carrying case holds a meter and the current clamp plus test leads, probes and manuals. Kit includes:

- i1010 AC/DC Current Clamp
- C116 Soft Carrying Case

i30 AC/DC Current Clamp

Based on Hall-effect technology, this battery-powered clamp measures both AC and DC current. It may be used in conjunction with multimeters, recorders and other suitable recording instruments for accurate non-intrusive current measurement.

- AC current range: 30 mA to 20 A RMS
- DC current range: 30 mA to 30 A
- Frequency range: DC to 20 kHz (-0.5 dB)
- Safety rating: CAT III 300 V

i30s AC/DC Current Clamp

Based on Hall effect technology, this battery-powered clamp measures both AC and DC current. It may be used with ScopeMeter and other suitable recording instruments for accurate non-intrusive current measurement.

- AC current range: 30 mA to 20 A RMS
- DC current range: 30 mA to 30 A
- Frequency range: DC to 100 kHz
- Safety rating: CAT III 300 V

i310s AC/DC Current Clamp

Based on Hall-effect technology, this battery-powered clamp measures both AC and DC current. This clamp is especially useful for current measurements on inverters, switching power supplies, industrial controllers, automotive diagnostics, and other applications requiring current measurements and/or waveform analysis.

- AC current range: 0.1 A to 300 A
- DC current range: 0.1 A to 300 A
- Frequency range: DC to 20 kHz
- Safety rating: CAT III 300 V

80i-110s AC/DC Current Clamp

This clamp is compatible with ScopeMeters, power harmonics analysers, multimeters, or other voltage measurement devices that has BNC input connectors.

- AC current range: 0.1 A to 70 A
- DC current range: 0.1 A to 100 A
- Frequency range: 1 Hz to 100 kHz
- Optional PM9081/001 Dual Banana Plug Male to Female BNC Adapter is available for digital multimeters
- Safety rating: CAT II 600 V

Did you know?

Does your current probe read zero current when you clamp it around a power cord?

That's because the power cord has both the hot and neutral current carrying wire in it. If both wires are in the jaws of the clamp meter, the fields cancel each other out, and the current clamp will read nothing. You need to put just one current-carrying conductor in the jaw of the current clamp. If you don't have access to the separate wires within the cord, use a line splitter tool to avoid breaking the circuit.

CASES, HOLSTERS & HANGERS

Fluke Tool	114/115/116/117	175/177/179	287/289	27 II/28 II	61	77 IV	83V/87V/88V	287/289	323/325	374/375/376/902	355	365	393 FC	1503/1507/1577/1587	9040/9062	430/173X/174X Series	120B Series	190 Series	51/52/53/54 II	561	570 Series	705/707	712/714/715/717	718	724/725/726	753/754	787B	789	922	971	T5/T6/T+/T+Pro	T90/T110/T130/T150	VT02/VT04/VT04A
Soft Cases																																	
C25	•	•		•		•	•		•					•	•				•				•				•	•	•	•			
C33						•			•	•																	•				•		
C35	•	•		•		•	•							•			•		•			•	•	•			•	•	•				
C50	•																		•														
C115	•	•		•		•	•							•			•		•			•	•	•	•		•	•					
C116	•	•	•			•	•							•			•		•			•	•	•	•		•	•					
C125			•											•			•							•	•	•		•					
C150						•			•	•																	•				•	•	
C195	For multiple meters, test leads and accessories																																
C280	•	•				•	•							•			•		•			•	•	•	•		•	•					
C345	For multiple meters, test leads and accessories																																
C550	For multiple meters, test leads and accessories																																
C789																	•							•		•	•	•					
Hard Cases																																	
C101		•		•	•		•	•	•	•				•	•				•			•	•	•	•		•	•		•		•	
C11XT	•	•		•					•																								
C37XT	•	•		•			•		•	•			•	•											•		•	•			•		
CXT80				•			•																				•	•					
CXT170	•	•				•								•					•				•				•	•					
CXT280			•																								•	•					
CXT1000	For multiple meters, accessories and other tools																																
C800		•				•	•																•				•						
C1600	For multiple meters, accessories and other tools																																
Holster																																	
H5																														•			
HT6																														•			
H15																														T+/T +Pro	•		
Hangers																																	
ToolPak	•	•				•	•	•							•				•				715		•			•					

Soft Cases

C25 Large Soft Case for DMMs

Zippered carrying case with padding and inside pocket for holding accessories.

- Made of polyester
- Dimensions (HxWxD): 218 mm × 128 mm × 64 mm

C33 Soft Carrying Case

Zippered carrying case with durable vinyl exterior and belt loop. Inner pocket stores test leads and small accessories.

- Made of polyester
- Dimensions (HxWxD): 280 mm × 115 mm × 55 mm

C35 Soft Carrying Case

Case top opens laterally to allow use of test tool without removing it from the case and includes a Velcro® strap to secure the tool.

- Made of durable polyester 600D
- Dimensions (HxWxD): 220 mm × 140 mm × 65 mm

C50 Meter Case

Zippered and padded case featuring an inside strap as well as a belt loop for convenient carrying. Also includes an inside pocket for holding accessories.

- Made of polyester
- Dimensions (HxWxD): 192 mm × 90 mm × 38 mm

C115 Soft Carrying Case

Includes two padded pockets for protection of two test tools, and a pouch for test leads and other accessories.

- Made of durable polyester 600D
- Dimensions (HxWxD): 240 mm × 205 mm × 75 mm

C116 Soft Carrying Case

Provides adjustable padded space with a moveable Velcro® divider.

- Made of durable polyester 600D
- Dimensions (HxWxD): 240 mm × 230 mm × 65 mm

C150 Soft Carrying Case

Zippered carrying case with inner pocket for storing test leads and small accessories.

- High quality 1000D fabric
- Dimensions (HxWxD): 298 mm × 114 mm × 56 mm

C280 Soft Case

Designed especially for larger format test tools. Includes detachable, extendable shoulder strap and an inner front pocket with closure and dual pouch pockets for test tools and accessories.

- Made of durable polyester 600D
- Dimensions (HxWxD): 230 mm × 185 mm × 65 mm

C345 Soft Case

The perfect case for carrying a wide range of Fluke handheld test tools and accessories. Includes an elastic accessory strap and mesh accessory retainer as well as an outer pouch, outer zipper packet and two slash pockets for convenient accessory storage.

- Made of durable polyester 600D
- Dimensions (HxWxD): 360 mm × 200 mm × 240 mm

Pack30 Professional Tool Backpack

- Lightweight – take the load off your back
- Rugged, waterproof bottom base protects your tools and keeps them upright
- Over 30 pockets in six main storage compartments

C550 Tool Bag

Rugged, weather-resistant tool bag, features a large 25 pocket storage compartment and steel-reinforced frame.

- Dimensions (HxWxD): 333 mm × 513 mm × 231 mm

TB25 Tool Bucket Organiser Bag

Tool bucket with a 5.2-gallon capacity, hard exterior shell, and plastic waterproof base

- 19 interior and 9 exterior pockets
- Dimensions (HxWxD): 425 mm x 305 mm x 330 mm

C570 Soft Case

Designed specifically for the Fluke 560 and 570 Series Infrared Theremometers

- Dimensions (HxWxD): 240 mm × 89 mm to 170 mm × 56 mm

C195 Soft Carry Case

- Zippered with multiple storage compartments & shoulder strap
- Dimensions (HxWxD): 513 mm × 331 mm × 231 mm

C125 Meter Case

Zippered case, designed for carrying a meter as well as a detachable external pouch for holding test leads.

- Made of durable polyester 600D
- Dimensions (HxWxD): 269 mm × 141 mm × 90 mm

C789 Meter and Accessory Case

Large carrying case with three compartments, removable handle, and shoulder strap. Holds a meter and multiple accessories.

- Made of durable polyester 600D
- Dimensions (HxWxD): 308 mm × 256 mm × 77 mm

C799 Soft Field Case

For use with Fluke 750 Series Documenting Process Calibrators

- Allows instrument to be operated inside case with clear front protecting keyboard
- Dimensions (HxWxD): 305 mm × 229 mm × 165 mm)

Hard Cases

C101 Hard Case

Tough polypropylene case with configurable diced foam interior to store and protect tools and accessories.

- Exterior dimensions (HxWxD): 305 mm × 360 mm × 105 mm

C290 Hard Shell Protective Carry Case

For use with Fluke 190 Series II ScopeMeters®

- Dimensions (HxWxD): 1245 mm × 939 mm × 368 mm

C1600 Gear Box

A rugged, molded plastic case with a deep interior and lift-out tray.

- Includes five hook and loop straps to wrap cords and test leads
- Dimensions (HxWxD): 260 mm × 390 mm × 200 mm

C11XT EVA Foam Hard Case

Includes a large pocket on one side for multiple accessories and a mesh pocket on the other side for one test tool.

- For use with 11x and 17x multimeters, and 32x clamp meters
- Dimensions (HxWxD): 240 mm x 155 mm x 105 mm

C37XT EVA Foam Hard Case

Features a divider with elastic straps to hold one test tool, with two pockets and straps for accessories. Also includes space to secure an iFlex® probe.

- Dimensions (HxWxD): 397 mm × 346 mm × 122 mm

CXT Extreme Case Series

- CXT1000: for multiple meters, accessories and other test tools (Dimensions (HxWxD): 343 mm × 465 mm × 178 mm
- CXT1000 features a diced foam interior for custom storage configuration
- Unbreakable, watertight, airtight, dust proof, chemical resistant and corrosion proof
- CXT80: for use with 87V, 80 Series, 187/189, 27 II/28 II series
- CXT170: for use with 170 Series, 114/115/116/117, 77 III, and 77 IV
- CXT280: for use with 287 or 289
- Dimensions (HxWxD): 279 mm × 318 mm × 127 mm

Holsters

H5 Electrical Tester Holster

Rugged fabric holster designed to hold Fluke T3 and T5 Electrical Testers. It features a built-in belt loop and flap for test lead storage.

- Dimensions (HxWxD): 192 mm × 90 mm × 38 mm

HT6 Holster

For use with models T6-600

- Flap for test lead storage and built-in belt loop

H15 Electrical Tester Holster

Rugged fabric holster designed to hold Fluke T90, T110, T130 and T150 Two-Pole Testers.

- High quality 1000D fabric
- Dimensions (HxWxD): 279 mm × 92 mm × 51 mm

H80M Protective Holster with Magnetic Hanging Strap

Convenient snap-on holster with a magnetic hanging system enables hands-free work while protecting digital multimeters or calibration tools.

- Includes a hanging magnet, general purpose hanger, and hook/loop straps
- Dimensions (HxWxD): 190 mm × 95 mm × 43 mm

Hangers

TPAK ToolPak™ Magnetic Meter Hanger

Hang your meter in a variety of ways for convenient hands-free operation.

Attaches to back of many Fluke meters, including 110/APAC, 170, 180, 280 Series, 83V and 87V DMMs, 724, 725 and 789 Process Calibrators, 70 Series III DMMs, 1503, 1507, 1577 and 1587 FC Insulation Multimeters and 50 Series II Digital Thermometers.

High Frequency

85RF High Frequency Probe

Converts a DC voltmeter with an input impedance of 10 megohms into a high frequency (100 kHz to 500 MHz) RF voltmeter.

- Voltage range: 0.25 V to 3 V AC RMS
- Maximum input: 30 V RMS, 200 V DC
- AC to DC ratio: 1:1
- Ratio accuracy at 25 MHz and loaded with 10 megohms

LIGHT KITS AND OTHER ACCESSORIES

Lights

L200 Probe Light

Small, rugged light that easily attaches to any Fluke test probe, illuminates the contact area and frees hands for work.

- Bright white LED with 120 hours of battery life
- Two 3 V watch batteries included

L205 Mini Hat Light

Rugged, high-intensity Xenon work light with pre-focused optical-quality reflector attaches to a baseball cap to allow hands-free work.

- Includes waterproof ABS case that won't crack or chip
- Two AAA batteries included

L206 Deluxe LED Hat Light

Attach this water-resistant light to a hard hat, a baseball hat, or even a panel door for hands-free bright light where needed. Includes a 360° rotating clip, special hard-hat attachment, and neck lanyard.

(Hat not included).

- Three LEDs with 40-hour battery life
- Three AAA battery included

L210 Probe Light Kit

Two probe extenders 20 cm fit modular test probes and keep hands away from live circuits. Ultra-bright white LED provides 120 hours of battery life.
Kit includes:

- L200 Probe Light
- SureGrip™ test probe extenders
- Two 3 V watch batteries included
- Probe extenders safety rating: CAT III 1000 V, 10 A

L211 Probe Light Kit

This special-value combo pairs the new L200 Probe Light with one of the most popular test leads by Fluke and a handy carrying case. Probe light attaches to any Fluke test probe to free both hands for work. Kit includes:

- L200 Probe Light
- TL71 Premium Test Lead Set

L215 SureGrip™ Kit with Probe Light and Probe Extender

Kit includes:

- L200 Probe Light
- SureGrip™ Test Probe Extenders, 20 cm
- TP220 SureGrip™ Industrial Test Probes
- TL224 SureGrip™ Insulated Test Leads
- Foldable pouch with six pockets and hook & loop closure
- Safety rating:
  - TP220: CAT II 1000 V, 10 A. (CAT III 1000 V, CAT IV 600 V with protective cap)
  - TL224: CAT III 1000 V, CAT IV 600 V, 10 A
  - Probe extenders: CAT III 1000 V, 10 A

Fiber Optics

FOM Fiber Optic Meter

Allows testing and maintenance of fiber optic cables without buying a new meter. It plugs directly into any digital multimeter with an mV DC function and a 10 megohm input impedance to quickly and accurately verify fiber optic cable system loss.

- Wave lengths: 1550, 1300, 850 & nm
- Light sources sold separately

FOS-850 and FOS-850/1300 Fiber Optic Light Source

Both of these fiber optics accessories are designed to offer a variety of light sources for testing different cable lengths.

- Wave lengths:
  FOS-850: 850 nm; FOS-850/ 1300 850 and 1300 nm

Fluke Connect®

ir3000 FC Connector for Fluke Connect®

- Get all the benefits of the Fluke Connect® app, and be on the same page, even while in different places
- Wirelessly share measurements with your team—anywhere, anytime
- Connect the Fluke 289/287 Multimeters, Fluke 1550C/1555 Insulation Testers and Fluke 789 ProcessMeter™ with the ir3000 FC

PC3000 Wireless PC Adapter

- Fluke PC3000 FC Adapter and software
- Must be connected to the USB port in order to enable communication between FC modules and software.
- SW3000 FC supports up to two PC3000 FC Adapters

Miscellaneous

IR189USB USB Cable Adapter

Included with FVFSC2 and FVF-Basic software.

- Small adapter to connect the cable to the 189, 287, 289, 1653B or the 1550C is included

AUTOMOTIVE ACCESSORIES

BP880 BNC to Female Double Stacking Banana Plug

Converts a BNC scope lead to a dual banana plug for connection to a digital multimeter to provide hands-free testing in controlled voltage environments.

- Voltage range: up to 500 V AC RMS
- 4 mm banana plug is nickel-plated, beryllium copper for low contact resistance

BP881 BNC to Male Double Stacking Banana

Easily connects a digital multimeter to a BNC patch cord to provide hands-free testing in controlled voltage environments. This adapter connects accessories that have a male BNC output.

- Voltage range: up to 500 V AC RMS
- 4 mm banana plug is nickel-plated, beryllium copper for low contact resistance

TL28A Automotive Test Lead Set

Silicone-insulated test leads (red, black) with large, solid copper alligator clips with 12.7 mm opening and serrated teeth.

- 1.5 m test leads
- Safety rating: 30 V, 10 A

TL82 Automotive Pin and Socket Adapter Set

This collection of male and female adapters provides firm connection to pin-and-socket connectors. Rated to 60 V DC. Set includes:

- Two retractable shrouded test leads (red, black) 1.2 m
- Eight pin-and-socket adapters with flexible tips (red, black):
  - Size 22 contact 0.76 mm, rated 5 A
  - Size 20 contact 1.02 mm, rated 7.5 A
  - Size 16 contact 1.60 mm, rated 13 A
  - Size 12 contact 2.36 mm, rated 23 A

TLK281 SureGrip™ Automotive Test Lead Kit

Sharp stainless steel probes can be used to contact the wire conductor or pinpoint tests on a circuit or relay while the large-jaw alligator clips ensure a good ground on the engine or connection to battery terminals. Rated to 60 V DC. Kit includes:

- TP81 Insulation Piercing Clip Set
- TL224 SureGrip™ Insulated Test Leads
- TP220 SureGrip™ Industrial Test Probes
- AC220 SureGrip™ Alligator Clips
- AC285 SureGrip™ Alligator Clips
- Soft case

TLK282 SureGrip™ Deluxe Automotive Test Lead Kit

This kit includes everything in the TLK281 Kit plus a few extras. The back probe pins slide past weather-pack connectors on fuel injectors, TPS, and MAP sensors. A hook probe with plunger actuation allows quick connection to pins or exposed conductors. Rated to 60 V DC. Kit includes:

- TP81 Insulation Piercing Clip Set
- TP40 Automotive Back Probe Pins (five)
- TL224 SureGrip™ Insulated Test Leads
- TP220 SureGrip™ Industrial Test Probes
- AC220 SureGrip™ Alligator Clips
- AC285 SureGrip™ Alligator Clips
- AC280 SureGrip™ Hook Clips
- Soft Case

TP40 Automotive Back Probe Pins

Flexible and formable 31-75 mm pins provide an easy connection past weather-pack seals to connector conductors. These five pins are a must-have for fuel injectors, TPS, and MAP sensors, as well as for any under-hood or under-vehicle connector with weather-pack seals.

- 4 mm banana jack accepts digital multimeter and banana jack leads
- Easily connects to modular leads
- Rated to 60 V DC

TP81/TP82 Insulation Piercing Clip Set

Two stainless steel probes (red, black) pierce insulation on 14, 16 and 18 gauge wire. Needle depth can be controlled to minimise insulation damage. Essential for use under hood or under dash. Can be used on fuel injectors or sensors while providing complete insulation to grounding. Probe connects to a banana jack that accepts all digital multimeter and banana jack leads (such as the TL224 SureGrip™ Insulated Test Leads).

- TP81 has non-rotating 4 mm banana jack to prevent leads from tangling
- Rated to 60 V DC
- TP82 is for use with test leads with 2 mm probes

TP88 Rigid Back Probe Pins

Better than a test probe alone, these rigid back probe pins easily pass between a weather-pack seal and wire. A sharp point ensures good contact to the electrical connector, and insulation protects the pin from shorting to other wires. Rated to 60 V DC

- Slides onto 2 mm test probes
- Probe length: 51 mm

RPM80 Inductive Pick-Up/ External Trigger

- Provides RPM measurement capability when clipped on spark plug wire
- For use with Fluke 88 Series and 78 Series Digital Multimeters

PORTABLE OSCILLOSCOPES

Compatibility Chart	120B Series	190 Series	190 Series II
Voltage Probes			
VPS41 Voltage Probe Set 10:1, 40 MHz, Bl (Black)	•		
VPS410-II-X Ind. Voltage Probe 10:1, 500 MHz, × = B (Blue), G (Grey), R (Red) or V (Green)			•
STL120-IV Shielded Test Lead Set 1:1, B (Blue) & R (Red)	•		
Probe Accessories			
AS400 Probe Accessory Extension Set 1			•
RS400 Probe Accessory Replacement Set for VPS400 Series Voltage Probes		•	•
RS500 Probe Accessory Replacement Set for VPS510 Series Voltage Probes		•	•
AC Current Clamps			
i3000s AC Current Clamp	•*	•	•
i3000s Flex-24/36 AC Current Clamp, 610 mm (24 in. and 36 in.)	•*	•	•
i1000s AC Current Probe	•*	•	•
i400s AC Current Clamp	•*	•	•
i200s AC Current Clamp	•*	•	•
i5s AC Current Clamp	•*	•	•
AC/DC Current Clamps			
80i-110s AC/DC Current Clamp	•*	•	•
i1010 AC/DC Current Clamp	•		
i410 AC/DC Current Clamp	•		
i30s AC/DC Current Clamp	•*	•	•
Automotive			
SCC128 Automotive Troubleshooting Kit for 120 Series	•		
SCC198 Automotive Troubleshooting Kit for 190 Series		•	
SCC298 Automotive Troubleshooting Kit for Fluke 190 Series II			•
Test Lead Accessories			
TL175 TwistGuard™ Test Leads	•	•	
Cables and Adapters			
PM9091 50 Ohm Coaxial BNC Cable Set (3 × 1.5 m)		•	•
PM9092 50 Ohm Coaxial BNC Cable Set (3 × 0.5 m),		•	•
PM9093 Male BNC to Dual Female BNC Adapter, 600 V Cat III		•	•
PM9081 Dual Banana Plug (Male) to Female BNC Adapter, 600 V Cat III		•	•
PM9082 Dual Banana Jack (Female) to Male BNC Adapter, 600 V Cat III		•	•
BB120-IV Shielded Banana to Female BNC Adapter*	•		
TRM50 Coaxial Feed-through BNC Male to BNC Female Cable Terminator		•	•
Miscellanous			
EBC290 External Battery Charger for BP290 and BP291	•		•
BC190/830 Mains Adapter/Battery Charger		•	•
BC430/820 Mains Adapter/Battery Charger	•		
BP190 Rechargable NiMH Battery Pack		•	•
BP290 Li-ion Battery Pack, 2400 mAh	•		•
BP291 Li-ion Battery Pack, 4800 mAh			•
BHT190 Break-Out Adapters for Industrial Bus Connections	125B only	•	
HH290 Hanging Hook for ScopeMeter 190-Series II			•

* "s" version clamps require BB120-IV Adapter when used with the Fluke 120B Series

PORTABLE OSCILLOSCOPE ACCESSORIES

VPS420-X High Working Voltage Ruggedised Probe

- Set includes: VPS420-X 100:1, 150 MHz
- X = Red, Blue, Grey or Green
- Hook clip for Probe tip (Black)
- Large jaw probe clip (Black)
- Reference lead with 4 mm Banana plug
- Large jaw alligator clip for 4 mm banana plug (Black)

AS400 Probe Accessory Extension Set

For VPS400 Series Probes

- CAT III 1000 V/CAT IV 600 V
- Reference lead w/ 4 mm plug (Blk) 60 cm
- Reference lead with hook clip (Blk) 22 cm
- Large jaw probe clip (black)
- CAT II 1000 V
- 2 mm test probe for probe tip (1×, black)
- 4 mm test probe for probe tip (1×, black)

RS400 Probe Replacement Set

For VPS400 Series Probes and VPS210 Series Probes

- CAT III 1000 V/CAT IV 600 V
- 1× Probe hook clip (black)
- Ground lead w/ mini alligator clip
- 2× Insulation sleeve (black)
- CAT II 30 V
- 2× Ground spring (black)

RS500 Probe Replacement Set

For VPS510 Series Probes

- CAT II 300 V
- 1× hook clip (black)
- 1× ground lead with mini alligator clip
- 2× insulation sleeves for probe's ground contact (black)
- 1× BNC to probe tip adapter (black)
- 2× ground browsers (black)
- 1× insulated mini screwdriver, for probe adjustment purposes

TP920 Test Probe Adapter Set

Suited for STL120 Test Leads (STL120-III, not compatible), TL71, TL75 & TL76 Test Leads

- Rated for 3 A max

PM9091 Set of 3× Coaxial Cables with BNC Connectors

- Length: 1.5 m each
- Impedance: 50 ohm
- Colour: 2× Red, 2× Black, 2× Grey
- Max signal voltage: 300 Vrms
- Max voltage to ground: CAT III 600 Vrms per IEC/EN61010-031

PM9092 Set of Coaxial Cables with BNC Connectors

- Length: 0.5 m each
- Impedance: 50 ohm
- Colour: 1× Red, 1× Black, 1× Grey
- Max signal voltage: 300 Vrms
- Max voltage to ground: 600 Vrms CAT III per IEC/EN61010-031

PM9093 Adapter BNC (Male) to Dual BNC (Female) in T model (6)

- Colour: 2× Black
- Max signal voltage: CAT III 300 Vrms per IEC/EN61010
- Max voltage to ground: CAT III 600 Vrms per IEC/EN61010

PM9081 Adapter BNC (Female) to Dual Banana Jack

- Colour: 2× Red, 2× Black
- Max signal voltage: CAT III 600 Vrms per IEC/EN61010
- Max voltage to ground: CAT III 600 Vrms / CAT II 1000 Vrms per IEC/EN61010

PM9082 Adapter BNC (Male) to Dual Banana Jack

- Colour: 2× red, 2× black
- Max signal voltage: CAT III 600 Vrms per IEC/EN61010
- Max voltage to ground: CAT III 600 Vrms /CAT II 1000 V per IEC/EN61010

HC120 Hook Clips

- Colour: 1× red, 1× grey
- Max voltage: CAT III 600 Vrms per IEC 1010-2-031
- Nickel plated steel

TRM50 Coaxial Feed-through BNC (Male) to BNC (female) Cable Terminator

- Set of 2
- Impedance: 50 ohm
- Max voltage over ground: CAT III 1000 V
- Max power 1 W

BHT190 Bus Health Test Break-out Adapter Set

- Board with M12 connectors (male to female, 5 pins)
- DB-9 connectors (male to female, 9 pins + shield)
- RJ-45 connector, with short patch cable providing male to female interconnection (8 pins)



EBC290 External Charger

For Fluke 120B and 190 Series II ScopeMeter® Oscilloscope

- Charging time (BP291): five hours, giving an operating time of up to seven hours
- DC input voltage: 15 V to 23 V, 714 mA nom. (DC input from BC190: 17.8 V / 0.84 A max)

POWER QUALITY

Fluke Model Number	i3000 Flex 4PK	i400s	i430-FLEXI-TF-II	i5sPQ3	3210-PR -TF-II
Description	4 phase 3000 A Flexible current clamp set	Single phase 400 A current clamp (4 required)	4 phase 3000 A Flexible current clamp set	3 phase 5 A Current clamp set	1000 A Single phase flexible current clamp
Fluke 1750					•
Fluke 43X -II	•	•	•	•	
Nominal Current Range(s)	30 A 300 A 3000 A	40 A 400 A	3000 A	5 A	
Cont. AC Current Range	1 A ... 30 A 1 A ... 300 A 1 A ... 2400 M	0.5 A ... 40 A 5 A ... 400 A	30 A ... 3000 A	0.01 A ... 6 A	0.5 A ... 1000 A
Highest Current	4000 A	1000 A	100 kA	70 A	1000 A
Lowest Measurable Current	1 A	0.5 A	30 A	10 mA	0.5 A
Basic Accuracy (48 ... 65 Hz)[1]	2% + 2 A	2% + 0.15 A	1%	1%	±1% of reading
Usable Frequency	10 Hz ... 100 kHz	45 Hz ... 3 kHz	10 Hz ... 7 kHz	40 Hz ... 5 kHz	40 Hz ... 5 kHz
Flex Head Length		Clamp opening: 32 mm	61 cm	Clamp opening: 15 mm	61 cm
Output Level(s)	10 mV/A 1 mV/A 0.1 mV/A	10 mV/A 1 mV/A	0.085 mV/A @50 Hz	400 mV/A	2 mV/A
Output Cable (m)	2.1	2.5	2.5	2.5	3
Safety Rating	CAT III 600 V	CAT III 1000 V CAT IV 600 V	CAT III 1000 V CAT IV 600 V	CAT III 600 V	CAT III 1000 V CAT IV 600 V

[1] Basic accuracy: % reading plus floorspec.
n/a = not applicable

Fluke Model Number	Fluke i17XX-Flex 1500A 12 IN	Fluke i17XX-Flex 3000A 24 IN	Fluke i17XX-Flex 6000A 36 IN	Fluke i17XX i40s-EL Clamp-On Current Transformer	Fluke i17XX-Flex 1500A 12 IN	Fluke i17XX-Flex 3000A 24 IN	Fluke i17XX-Flex 6000A 36 IN
Description	1500 A Single phase flexible current clamp IP 50	3000 A Single phase flexible current clamp IP 50	6000 A Single phase flexible current clamp IP 50	4/40 A Current clamp (3 required)	1500 A Single phase flexible current clamp IP 65	3000 A Single phase flexible current clamp IP 65	6000 A Single phase flexible current clamp IP 65
Fluke 1742/46/48				•	•	•	•
Fluke 1732/34/36/38	•	•	•	•			
Nominal Current Range(s)	1 A to 150 A, 10 A to 1500 A	3 A to 300 A, 30 A to 3000 A	6 A to 600 A, 60 A to 6000 A	40 mA to 4 A, 0.4 A to 40 A	1 A to 150 A, 10 A to 1500 A	3 A to 300 A, 30 A to 3000 A	6 A to 600 A, 60 A to 6000 A
Cont. AC Current Range	1 A ... 150 A 10 A to 1500 A	1 A ... 300 A 10 A ... 3000 A	1 A ... 600 A 10 A ... 6000 A	1 A ... 150 A 10 A ... 1500 A	1 A ... 150 A 10 A to 1500 A	1 A ... 300 A 10 A ... 3000 A	1 A ... 600 A 10 A ... 6000 A
Highest Current	1500 A	3000 A	6000 A	200 A	1500 A	3000 A	6000 A
Lowest Measurable Current	1 A	3 A	6 A	0.04 A	1 A	3 A	6 A
Basic Accuracy (48 to 65 Hz) [1]	0,70%	0,70%	0,70%	0,50%	0,70%	0,70%	0,70%
Usable Frequency	40 Hz to 5 kHz	40 Hz to 5 kHz	40 Hz to 5 kHz	40 Hz to 5 kHz	40 Hz to 5 kHz	40 Hz to 5 kHz	40 Hz to 5 kHz
Flex Head Length	30.5 cm	61 cm	122 cm	n/a	30.5 cm	61 cm	122 cm
Output Level(s)	n/a	n/a	n/a	n/a	n/a	n/a	n/a
Output Cable (m)	2	2	2	2	2	2	2
Safety Rating	CAT III 1000 V CAT IV 600 V	CAT III 1000 V CAT IV 600 V	CAT III 1000 V CAT IV 600 V	CAT III 1000 V CAT IV 600 V	CAT III 1000 V CAT IV 600 V	CAT III 1000 V CAT IV 600 V	CAT III 1000 V CAT IV 600 V

Fluke 430 Series-II

i430-FLEXI-TF-II/4PK 6000 A Thin Flexible Current Probe

- 6000 A current range
- 61 cm (24 in) length
- Available in single and 4 pack

i400s AC Current Clamp

400 A AC current range

- 32 mm (1.25 in) jaw size
- Optional PM9081/001 Dual Banana Plug Male to Female BNC Adapter is available for digital multimeters

I5SPQ3 5 A Current Clamp, 3 pack

- 5 A AC Current Clamp for 430 Series-II
- 15 mm (0.6 in) jaw size



TLS430 Test Lead and Alligator Clip Set

- Test lead replacement set for the 430 Series-II
- Set includes five test leads and five alligator clips (4 black, 1 green)

WC100 Colour Coding Clips and Regional Decals

Cable markers for 3-phase +N leads

C1740 SOFT CASE

Soft Case with compartments and shoulder strap for 430 Series II

C437-II Hard Case

Black waterproof case with wheels

BP290 Battery

430 Series-II Replacement Battery Pack

BP291 Battery

430 Series-II Double Capacity Replacement Battery Pack

BC430/820 Battery Charger

Battery Charger for 430 Series II

Fluke 1730 & 1740 Series

I17XX-FLEX iFlex® Current Clamps

- iFlex® probes connect directly to the 173X Energy or Power Logger, displaying current measurements without error prone scaling factors
- Fluke 17XX iFlex® cables are available in 12, 24, and 36 inch models
- Available to order in single, 3 or 4 pack

I17XX-FLEX IP65 Current Probes

IP65 rating is obtained when connected to the 1740 Series only.

- 1.5KA 60 cm (24 in) length
- 3KA 60 cm (24 in) length
- 6KA 120 cm (48 in) length
- Available in single, 3 and 4 packs

3PHVL Voltage Cable Assembly

- Voltage Measurement Lead Set for 1730 & 1740
- Flat, four wire cable

17XX i40s-EL Clamp-on Current Transformers

- Suitable for making measurements up to 40 A, and also measures accurately on 1 A and 5 A secondary current transformers
- The i40s-EL jaw is capable of being clamped on current conductors up to 15mm in diameter

IP65 VOLT CONN

IP65 rated Voltage Connector for wet measurement environments.

- Six pole connector with six leads for connection of voltage and instrument power.

MP1-Magnet Probe 1

Magnetic probe tips for voltage test leads with 4 mm banana connectors.

MP1-3R/1B Magnetic Voltage Probes

3 Red/1 Black Magnet Probes for 4 mm Banana

I17XX-FLEX5M-EXT

Fluke 17XX IFLEXI Extension Cable 5 m

FLUKE-17XX-TL 2M

Test Lead Set

- 1000V CAT III, Non-Stack Conn;
- Available in: 0.2m; Red/Blk

Fluke 1730-HANGER STRAP

Two piece hanging kit for the Fluke 173X Energy or Power Logger.

FLUKE-174X-HANGER

Hanger Kit includes strap and magnetic hanger used with 174X Series.

C173X Soft Case

Soft Case for 173X/174X Series

Image Not Available

FLUKE-174X GPS-REC

GPS Receiver Antenna

F17XX CABLE MARKERS

Cable Marker Kit for 173X and 174X Series

BP1730-BATTERY

173X & 174X Series Replacement Battery Pack

1730-CABLE Auxilliary Input Cable

- Input -10 V to +10 V DC
- Binder to BNC connecting cable

17XX AUX

Auxillary input adapter for 1740 Series

Unit Upgrade Kits

Upgrades your select 17XX Fluke unit to the specified higher end unit and includes accessories that would normally come with the upgraded model.

- 1732 to 1734 Upgrade Kit
- 1736 to 1738 Upgrade Kit
- 1742 to 1746 Upgrade Kit
- 1742 to 1748 Upgrade Kit
- 1746 to 1748 Upgrade Kit

Fluke 1750/ET

3210-PR-TF-II 1000 A Thin FLEXI 60 cm (24in)

1000 A AC Current Range

- 60 cm length, 20 cm diameter

3310-PR-TF-II 1000 A Thin FLEXI 60 cm (24 in)

5000 A AC Current Range

- 60 cm length, 20 cm diameter

3312-PR-TF-II 1000 A Thin FLEXI 120 cm (48in)

5000 A AC Current Range

- 120 cm lenth, 38 cm diameter

I5S-PR 1750, 5 A Current Clamp

5 A AC current range

- 15 mm jaw size

I40S-PR 1750. 40 A CURRENT CLAMP

40 A AC Current Range

- 15 mm (0.6 in) jaw size

3140R AC CURRENT CLAMP

4000 A AC Current Range

1750/CASE Transit Case

Rugged-hard water tight transit case with rollers

TPS FLEX 18-TF-II Thin Flexible Current Probe

100 A/500 A AC current range

- 45 cm length, 15 cm diameter

TPS FLEX 24-TF-II Thin Flexible Current Probe

200 A/1000 A AC current range

- 61 cm length, 20 cm diameter

TPS FLEX 36-TF-II Thin Flexible Current Probe

3000 A/6000 A AC current range

- 91 cm length, 29 cm diameter

TPS Clamp 10 A/1 A Clip-on Current Transformer

Three 15 mm (0.6 in) options available

- TPS Clamp 10 A/1 A Clip-on Current Transformer – 1 A/10 A AC
- TPS Clamp 200 A/20 A Clip-on Current Transformer – 20 A/200 A AC
- TPS Clamp 50 A/5 A Clip-on Current Transformer – 5 A/50 A AC

Fluke 6000 NORMA

80I-2010S Current Clamp

Measure up to 2,000 A AC and/or DC on large conductors with 0.8% accuracy

- 81.5 mm jaw opening



80I-2010S/3PK Current Clamp

3 pack. Measure up to 2,000 A AC and/or DC on large conductors with 0.8% accuracy.

VIBRATION AND ALIGNMENT

Fluke 80X Vibration Meter

802ES External Sensor Assembly

- External vibration sensor that is ideal in situations where it is either difficult or impractical to use the onboard vibration sensor tip of the 802 Vibration Meter
- Rugged, coiled cable minimises dangling, while stretching to provide greater length when needed

805ES External Sensor Assembly

- External vibration sensor that is ideal in situations where it is either difficult or impractical to use the onboard vibration sensor tip of the 805 Vibration Meter
- Low-profile 90-degree sensor body allows the sensor to get into tight spots
- Rugged, coiled cable minimises dangling, while stretching to more than 2.1 m (7 ft) when needed
- Powerful "U" shaped magnet mount creates a firm connection to flat, or curved measurement surfaces

Fluke 810 Vibration Tester

810QDC Quick Disconnect Cable

2.4 m (8 ft) quick-disconnect cable connects the triaxial vibration sensor

810SC-20 Sensor Cable

6.1 m (20 ft) cable connects the triaxial vibration sensor to the Fluke 810 Vibration Tester

810S Triaxial Vibration Sensor

Triaxial vibration sensor captures vibration data in all three primary axes simultaneously for faster, more accurate data collection

810SMM Sensor Magnetic Mounts

- High-power magnet attaches firmly to motors and machinery
- Parallel magnet tips engage both flat and cylindrical surfaces

810SMP Sensor Mounting Pads for Vibration Sensors (pack of 10)

10-pack of Sensor Mounting Pads provide standardised sensor attachment points on critical equipment.

810T Tachometer

- Noncontact tachometer for use with the Fluke 810 Vibration Tester; to measure the speed of motors; conveyor belts; and other moving and rotational systems
- Measures from 6 to 99,999 rpm with accuracy to +/-0.05%
- Takes noncontact measurements using a laser beam that works at a distance of 1 to 100 cm for user safety
- Integral 50 cm cable connects the tachometer to the vibration tester for power and measurement data recording

810PAAC Power Adapter

AC power adapter with international plug set

SBP810 Smart Battery Pack

Lithium-ion battery pack provides 8-hours of runtime under normal operating conditions

Fluke 831 Laser Alignment

830/MAGNET Compact Sensor/Prism Magnetic Mounting Bracket Set

- High-power magnets attach firmly to shaft couplings
- Narrow profile can mount on equipment with little clearance between the coupling and the machine housing
- Ideal for large-diameter couplings or for the simplest, most rapid set-ups

830/SHIMS Precision Alignment Shim Kit

- Stainless steel precut shims are more accurate and designed to speed up the alignment job - when even minutes of downtime count.
- Bur-free for higher accuracy in alignment
- Time-saving permanent thickness/ dimension marking
- Reusable, corrosion-resistant high-quality stainless steel
- Two machine foot sizes and eight thicknesses that fit almost all machine feet

PROCESS CALIBRATION ACCESSORIES

700PTPK2/APAC Pneumatic Test Kit

- Combine with any Fluke 700G Series Gauge, 1,000 psi (69 bar) or less, to make a complete pressure testing kit
- Generate pressure up to 600 psi, 40 bar with the 700PTP-1 Test Pump
- Connect the 700G Series Gauge directly to the included PTP-1 Hand Pump

700LTP-1 Low Pressure Test Pump

- Hand operated pressure pump designed to generate either vacuum to -13 psi / -.90 bar or pressures to 100 psi / 6.9 bar
- Has two pressure ports with quick fit connectors
- For use with Fluke 750 Series Pressure Modules and Fluke 717 Pressure Calibrators

71XTrap Liquid and Dirt Trap

- Works with pressure up to 500 psi
- Designed to work with the Fluke 718 and 719PRO

71X, Hose Kit

- Compatible with Fluke 717 and 718 Calibrators 100 psi and below
- Kit contains three translucent hoses (1 m long) and one ⅛ to ¼ NPT female-female adapter

700ILF In-line Filter

- Can be used to isolate the calibrator from incidental contact with fluids
- Useful with the 718 Fluke Calibrator to help keep moisture or oils from contaminating the on-board pump

700HTH-1 Hydraulic Test Hose

- 10,000 psi, 690 bar working pressure test hose

700PMP Pressure Pump

- Provides pressures up to 150 psi/1000 kPa
- Output fitting is 1/8 FNPT

720RTD RTD Probe

Fluke-720RTD Temperature Probe is for use with Fluke 721 Precision Pressure Calibrators and Fluke 719Pro Electric Pressure Calibrators

- 10 inch (254 mm) insertion depth with ¼ inch (6.3 mm) diameter stainless steel sheath

720URTDA Universal RTD Adapter

Fluke Universal RTD Adapter 720URTDA for Fluke 721 Precision Pressure Calibrators and Fluke 719Pro Electric Pressure Calibrators

Fluke 700MTH Premium Transmitter Test Hose Kit

Easy to use premium pressure transmitter test hose kit for connection to 1/4" female metric/BSP

- 5,000 psi rating
- Includes 1/8" NPT connection for permanent mount to a calibrator or test pump

Fluke 700M20TH Premium Transmitter Test Hose Kit

Easy to use premium pressure transmitter test hose kit for use with female M20 connections

Includes:

- One (1) 5,000 psi rated, premium test hose
- Premium, no tools required M20 adapter

700-IV Current Shunt

- Conversion factor: 10 mV = 1 mA
- Accuracy (% of input, one-year): 0.025%
- Input current: 0 mA to 55 mA
- Input resistance: 250 Ω nominal
- Output resistance: 10 Ω nominal

700PRV Pressure Relief Valve Kit

- Consists of a relief valve settable from 725 to 5800 PSI (50 to 200 bar) to be used with the 700HTP-1 Hydraulic Test Pump
- The 1/8" NPT male thread to fit directly into the Fluke 700HTP-1 Pressure Pump

BP7235 NiMH Battery Pack

- 7.2V 3500 mAh rechargeable NiMH battery pack
- Provides typical 16-hour battery life when used in 700 or 740 Calibrator
- Dimensions: 150 mm × 56 mm × 22 mm
- Weight: 310 g

BP7240 Li-Ion Battery Pack

- Battery pack for Fluke 75X Documenting Process Calibrators

FUSE COMPATIBILITY

Models	11A 1000V P/N 803293 P/N 203406 (Lot Qty 5)	315mA 1000V P/N 2279339	440mA 1000V P/N 943121 P/N 203414 (Lot Qty 5)	440mA fuse assembly P/N 4016494
DMM				
110/115/117	•			
175/177/179	•		•	
27II/28II	•		•	
28II Ex	•			•
287/289	•		•	
77IV	•		•	
83V/87V/87V MAX/88V	•		•	
3000 FC			•	
Battery Testers				
BT508/BT510/BT520/BT521			•	
ProcessMeter™				
787/787B/789			•	
Insulation Testers				
1577/1587 FC			•	
1503/1507		•		

SOFTWARE

Take your Fluke tools even further with the ability to analyse, interrogate remotely, export and create in depth reports on your PC and smart phone via Fluke's extensive software and application library.

Fluke Product Group	Fluke Software	Compatible Fluke Tools	Availability
Industrial Imagers & Infrared Cameras	Fluke Connect® Desktop	PTi120 Pocket Infrared Camera TiS20+/20+MAX/TiS60+/TiS55+/TiS75+ /Ti200/300+/400/401PRO/450/450PRO/480/480PRO/450 SF6, TIX501/580/620/640/660/1000 Infrared Cameras Fluke ii900/ii910 Acoustic Imager	Free download via **www.fluke.com.au**
	Fluke SmartView®	PTi120 Pocket Infrared Camera Fluke VT04/VT04A/VT02 Visual Infrared Thermometers TiS10/20/40/45/50/55/60/65/75 Ti200/300/400/450/450PRO/480/480PRO Ti450/SF6, TiX500/520/560/580/620/640/660/1000 Infrared Cameras	Free download via **www.fluke.com.au**
	Fluke VT Report	Fluke VT06/VT08 Visual Infrared Thermometers	Free download via **www.fluke.com.au**
Fluke Connect®	Fluke SW3000 FC	Fluke Connect® Modules, 3000FC DMM, 902FC, 376FC/375FC/374FC *Must be used with PC3000FC USB dongle*	Free download via **www.fluke.com.au**
ScopeMeters®	FlukeView® for ScopeMeter®	Fluke 190 Series II & III ScopeMeters®, Fluke 120 Series ScopeMeter®, Fluke 19xB/C Series, Fluke 2x5C Series,	Sold separately
	FlukeView®2 for ScopeMeters® (Sold as FLUKEVIEW-2 SCM)	120B Series ScopeMeters® MDA-510/550 Motor Drive Analyser ScopeMeter®	Sold separately
Power Quality Tools	Energy Analyse Plus	Fluke 1748/1746/1742, Fluke 1738/1736/1734/1732, 1730 Power & Energy Loggers	Free download via **www.fluke.com.au**
	PowerLog 430-II	Fluke 438-II/437-II/435-II/434-II Power Quality Analysers	Free download via **www.fluke.com.au**
	PowerLog Classic	Fluke 345, VR1710, 1735 and 435/434/433 Power Quality Analysers	Free download via **www.fluke.com.au**
	Power Analyser Software	Norma 6000 Series	Free download via **www.fluke.com.au**
Battery Testers	Battery Management Software	Fluke BT521/BT5210/BT510 Battery Testers	Free download via **www.fluke.com.au**
Process Calibration Tools	DPC/TRACK2	Fluke 754/753 Documenting Process Calibrators	Sold separately
	709H/Track HART® Communications Software	Fluke 709/H Precision Loop Calibrator with HART	Sold separately
	700G/Track	Fluke 700G Pressure Gauges (with Interface Cable)	Sold seperately
	730G/PCSW	Fluke 730G Digital Smart Pressure Calibrator	Sold seperately
General Meters & Testers	FlukeView® Forms Basic FVF-SC5 (no cables included)	Software only, no cable (for all instruments listed below)	Sold separately
	FlukeView® Forms Basic FVF-BASIC (with USB/IR cable)	Fluke 289/287 Multimeters, 789/787B ProcessMeters™, 1555/1550B Insulation Resistance Testers, 180 Series Meters	
	FlukeView® Forms plus Designer FVF-SC2 (with USB/IR cable)	Fluke 1664FC/1663/1662, 1654B/1653B/1653/1652C Multifunction Installation Testers, Fluke 55-II B/53-II B Thermometers	
	FlukeView® Forms plus Designer FVF-SC4 (with USB/Serial cable)	Fluke 8846A, 8845A, 8808A, 45 Bench Digital Multimeters	
	FlukeView® Forms plus Designer FVF-UG	Software only upgrade, from FlukeView® Forms Basic to FlukeView® Forms plus Designer	
Solar Data Management	Fluke TruTest™ Solar Data Management and Reporting Software	Fluke SMFT-1000 Multifunction PV Tester and Performance Analyzer	Sold separately **www.fluke.com**

Combo Kits

FLUKE
289 TRUE RMS MULTIMETER
120.12 VAC
121.32
120.06
97.37
HOLD
MIN MAX
RANGE
Info
COM

Fluke 279 FC/iFlex® TRMS Thermal Multimeter Combo Kit

- 279 FC TRMS Thermal Multimeter
- 18" (45.72 cm) iFlex® Flexible Current Probe
- TL175 Test Leads
- Rechargeable Lithium-ion Battery and Charger
- Hanging Strap
- Soft Carrying Case

Fluke 287/289 FlukeView® Forms Combo Kit

- Fluke 287/289 True-RMS Electronics Logging Multimeter
- FlukeView® Forms Software and Cable
- 80BK-A Thermocouple Probe
- TL224 Test Leads with 175 Modular Probe Tips
- AC175 Alligator Clips
- TL71 Probe Caps
- C280 Soft Case

Fluke 287/289 FlukeView® Forms Combo/ with IR Connector

- Fluke 287/289 True-RMS Industrial Logging Multimeter
- FlukeView® Forms Software with Cable
- 80BK-A Thermocouple Probe
- TL71 Silicone Test Lead Set
- AC175 Alligator Clips
- TPAK Magnetic Hanging Kit
- C280 Soft Case
- Fluke IR 3000FC Connector
- AMP Jack Plugset

Fluke 87V/E2 Industrial Electrician Combo Kit

- Fluke 87V True-RMS Industrial Multimeter
- TL224 Silicone Test Leads
- AC220 Alligator Clips
- TP238 Test Probes
- TPAK Magnetic Hanging Kit
- 80BK-A Thermocouple Probe
- C35 Soft Meter Case

Fluke 87V Industrial Multimeter Service Kit

- Fluke 87V Industrial Multimeter
- Fluke i400 400 A AC Current Clamp
- 80BK-A Temperature Probe
- TL75 Test Lead Set
- AC175 Alligator Clip Set

Fluke 87V MAX Electrician Combo Kit

- Fluke 87V MAX True-RMS Digital Multimeter
- TL224 SureGrip™ Insulated Test Leads
- AC220 SureGrip™ Alligator Clips
- TL238 SureGrip™ Test Probes
- ToolPak™ Magnetic Meter Hanging Kit
- 80BK-A Temperature Probe
- C35 Soft Carrying Case

Fluke 88V/A Automotive Multimeter Combo Kit

- Fluke 88V Automotive Multimeter
- TL224 Silicone Test Leads
- AC285 Alligator Clips
- TP220 Test Probes
- RPM 80 Inductive RPM
- TPAK ToolPak™ Magnetic Meter Hanging Kit
- 80BK-A Thermocouple Probe
- C800 Carrying Case
- Holster
- 9V Battery (installed)
- Two Automotive Back Probe Pins
- Insulation Piercing Probe

Fluke 116/323 HVAC Combo Kit

- Fluke 116 HVAC Multimeter
- Fluke 323 Clamp Meter
- TL175 Test Lead Set
- TPAK Magnetic Hanging Kit
- 80PK-1 Bead Probe
- 80AK-A Thermocouple Adapter
- 80PK-1 Flexible Cuff Pipe Clamp Thermocouple
- C115 Deluxe Soft Carrying Case with Shoulder Strap

Fluke 116/62 MAX+ HVAC Technician's Combo Kit

- Fluke 116 HVAC Multimeter
- Fluke 62 MAX+ Infrared Thermometer
- TL175 Test Lead Set
- TPAK Magnetic Hanging Kit
- 80BK-A Thermocouple Probe
- 80AK-A Thermocouple Adapter
- 80PK-11 Flexible Cuff Pipe Clam Thermocouple
- C115 Deluxe Soft Carrying Case with Shoulder Strap

Fluke 117/323 Electricians' Multimeter Combo Kit

- Fluke 117 True-RMS Multimeter
- Fluke 323 Clamp Meter
- TL175 Test Lead Set
- TPAK Magnetic Hanging Kit
- C115 Deluxe Soft Carrying Case with Shoulder Strap

Fluke 179/EDA2 Industrial Electronics Combo Kit

- Fluke 179 Multimeter
- 80BK-A Integrated DMM Temperature Probe
- Installed 9V Battery
- AC280 SureGrip™ Hook Clips
- TL910 Electronic Test Probes
- TL224 SureGrip™ Insulated Test Leads
- TPAK ToolPak™ Magnetic Meter Hanger
- Soft Carry Case

Fluke 179 Industrial Multimeter Service Kit

- Fluke 179 True-RMS Multimeter
- Fluke 323 True-RMS Camp Meter
- 80BK-A Temperature Probe
- TL75 Test Lead Set
- AC175 Alligator Clip Set

Fluke 289 Industrial Multimeter Service Kit

- Fluke 289 True-RMS Multimeter
- Fluke i400 400 A AC Current Clamp
- TL71 Flexible Silicone Test Lead Kit
- AC175 Alligator Clip Set

MULTIMETER KITS

Fluke 3000 FC General Maintenance System

- Fluke 3000 FC Series Wireless Multimeter
- Fluke v3000 Voltage Module
- Fluke v3001 Voltage Module
- Fluke a3001 FC Wireless iFlex® AC
- TL224, TL222, TL175 Test Leads
- AC285, AC220, AC175 Alligator Clips
- iFlex® i2500-10 Flexible Current Probe
- Magnetic Hanging Strap (3)
- Fluke Connect® Wireless PC Adapter
- Modular 3-Compartment Soft Carry Case

Fluke 3000 FC Industrial System

- Fluke 3000 FC Series Wireless Multimeter
- Fluke a3001 FC Wireless iFlex® AC (3)
- Fluke v3000 Voltage Module
- TL224 Test Leads
- TL175 Test Leads
- AC285 Alligator Clips
- AC175 Alligator Clips
- iFlex® i2500-10 Flexible Current Probe (3)
- Magnetic Hanging Strap (4)
- Fluke Connect® Wireless PC Adapter
- Modular 3-Compartment Soft Carry Case

Fluke 3000 FC HVAC System

- Fluke 3000 FC Series Wireless Multimeter
- Fluke a3000 FC Wireless AC
- Fluke t3000 Thermocouple Thermometer
- TL175 Test Leads
- AC175 Alligator Clips
- 80PK-1 K-Type Bead Thermocouple
- Magnetic Hanging Strap
- Fluke Connect® Wireless PC Adapter
- Modular 3-Compartment Soft Carry Case

Fluke 3000 FC/1AC-II Wireless Multimeter and Non-Contact Voltage Detector Kit

- Fluke 3000 FC Series Multimeter
- Fluke 1AC-II VoltAlert™ Tester
- TL224 Test Leads
- TP175 Industrial Test Probes
- AC220 Alligator Clips
- C35 Soft Meter Case
- TPAK Magnetic Hanging Kit

Fluke 3000 FC/TPAK Wireless Multimeter and Magnetic Hanger Combo Kit

- Fluke 3000 FC Series Wireless Multimeter
- TL75 Test Leads
- C35 Soft Meter Case
- TPAK Magnetic Hanging Kit

Fluke 3000FC/EDA2 Combo Kit

- 3000 FC Series Wireless Multimeter
- TL910 Electronic Test Probes
- TL224 Silicone Test Leads
- AC280 Heavy Duty Hook Clips
- C35 Soft Meter Case
- ToolPak™ Magnetic Hanging Kit

Fluke a3000 FC Wireless AC Current Clamp Kit

- Fluke 3000 FC Series Wireless Multimeter
- Fluke a3000 FC Wireless AC Current Clamp Module
- TL175 Test Leads
- AC175 Alligator Clips
- Modular 3-Compartment Soft Carry Case

Fluke a3001 FC Wireless iFlex® AC Current Clamp Kit

- Fluke 3000 FC Series Wireless Multimeter
- Fluke a3001 FC Wireless iFlex® AC Current Module
- TL175 Test Leads
- AC175 Alligator Clips
- iFlex® i2500-10 Flexible Current Probe
- Magnetic Hanging Strap
- Modular 3-Compartment Soft Carry Case

Fluke Wireless t3000 FC Temperature Kit

- Fluke 3000 FC Series Wireless Multimeter
- Fluke t3000 K-Type Thermocouple Thermometer
- TL175 Test Leads
- AC175 Alligator Clips
- 80PK-1 K-Type Bead Thermocouple
- Other K-Type Temperature Probes also available
- Magnetic Hanging Strap
- Modular 3-Compartment Soft Carry Case

Fluke Wireless v3000 FC AC Voltage Kit

- Fluke 3000 FC Series Wireless Multimeter
- Fluke v3000 AC Voltage Module
- TL175 Test Leads
- TL224 Test Leads
- AC175 Alligator Clips
- AC285 Alligator Clips
- Magnetic Hanging Strap
- Modular 3-Compartment Carry Case

Fluke Wireless v3001 FC DC Voltage Kit

- Fluke 3000 FC Series Wireless Multimeter
- Fluke v3001 DC Voltage Module
- TL175 Test Leads
- TL222 Test Leads
- AC175 Alligator Clips
- AC220 Alligator Clips
- Magnetic Hanging Strap
- Modular 3-Compartment Soft Carry Case

Fluke v3003 FC Wireless AC-DC Voltage Measurement Kit

- Fluke 3000 FC Series Wireless Multimeter
- Fluke v3000 AC Voltage Module
- Fluke v3001 DC Voltage Module
- TL175 Test Leads
- TL222 Test Leads
- TL224 Test Leads
- AC175 Alligator Clips
  AC285 Alligator Clips
  AC220 Alligator Clips
- Magnetic Hanging Straps (2)
- Modular 3-Compartment Soft Carry Case

Electrical Tester Kits

Fluke T6-600/62MAX+/1AC Kit

- Fluke T6-600 Electrical Tester
- Fluke 62MAX+ Infrared Thermometer
- Fluke 1AC-II VoltAlert™ Tester
- C60 Hard Case

Insulation Tester Kits

Fluke 1587/i400 Current Clamp FC Kit

- Fluke 1587 FC 2-in-1 Insulation Multimeter
- Fluke i400 Current Clamp
- TP165X Remote Test Probe
- TL224 Test Leads
- AC285 Alligator Clips
- 80BK-A Thermocouple Probe
- Hard Case

Fluke 1587 FC Advanced Electrical Troubleshooting Kit

- Fluke 1587 FC 2-in-1 Insulation Multimeter
- Fluke i400 Current Clamp
- Fluke 62 MAX+ Infrared Thermometer
- TP165X Remote Test Probe
- TL224 Test Leads
- AC285 Alligator Clips
- 80BK-A Thermocouple Probe
- Hard Case

Fluke 1587/MDT FC Advanced Motor and Drive Troubleshooting Kit

- Fluke 1587 FC 2-in-1 Insulation Digital Multimeter
- Fluke i400 Current Clamp
- Fluke 9040 Phase Rotation Indicator
- TP165X Remote Test Probe
- TL224 Test Leads
- AC285 Alligator Clips
- 80BK-A Thermocouple Probe
- Hard Case

Fluke 1550C 5 kV Insulation Tester Kit

- Fluke 1550C Insulation Resistance Tester
- TL1550B Alligator Clips and Test Lead Set
- TLK1550 Heavy Duty Alligator and Test Lead Set
- FlukeView® Forms Basic CD
- Infrared Adapter to USB Cable
- IP67 Hard Case
- AC Power Cord

Fluke 1550C Insulation Tester Kit w/ ir3000 FC

- Fluke 1550C 5 kV Insulation Tester
- Fluke ir3000 FC Connector
- Test cables with alligator clips
- IP67 Hard Case

Fluke 1555 10kV kV Insulation Tester Kit

- Fluke 1555 Insulation Resistance Tester
- TL1550B Alligator Clips and Test Lead Set
- TLK1550 Heavy Duty Alligator and Test Lead Set
- FlukeView® Forms Basic CD
- Infrared Adapter to USB Cable
- AC Power Cord
- IP67 Hard Case

Fluke 1555 10kV kV Insulation Tester Kit w/ir3000 FC

- Fluke 1555 10kV Insulation Tester
- Fluke ir3000 FC Connector
- Test cables with alligator clips
- IP67 Hard Case

Fluke 1623-2 GEO Earth Ground Tester Kit

- Fluke 1623-2 GEO Earth Ground Tester
- GEOX Probe Cable
- EI-1623 Clamp Set
- 3 Cable Reels
- 4 Earth Ground Stakes
- C1620 Carrying Case

Fluke 1625-2 GEO Earth Ground Tester Kit

- Fluke 1623-2 GEO Earth Ground Tester
- GEOX Probe Cable
- EI-1623 Clamp Set
- 3 Cable Reels
- 4 Earth Ground Stakes
- C1620 Carrying Case

OTHER KITS

Infrared Thermometer Kits

Fluke 62 MAX+/323/1AC IR Thermometer, Clamp Meter and Voltage Detector Kit

- Fluke 62 MAX+ IR Thermometer
- Fluke 323 True-RMS Clamp Meter
- Fluke 1AC-II VoltAlert
- TL175 TwistGuard™ Test Leads
- C115 Softcase

Fluke 417D/62MAX+ Laser Distance Meter/Infrared Thermometer Combo Kit

- Fluke 417D Laser Distance Meter
- Fluke 62 MAX+ Infrared Thermometer

Indoor Air Quality Kits

Fluke 922 Airflow Meter/ Micromanometer Kit

- Fluke 922 Airflow Meter
- 12 inch Pitot Tube
- Two Rubber Hoses
- TPAK Magnetic Strip
- TPAK Strap, 9 inches
- TPAK Latch Tab
- User Manual
- Hard Carrying Case

Process Calibration Kits

Fluke Connect® 789 ProcessMeter™ and Temperature Kit

- Fluke 789 ProcessMeter™
- Fluke t3000 FC Wireless K-Type Temperature Module
- Fluke ir3000 FC Connector
- TL71 Premium Test Lead Set
- AC72 Alligator Clips
- 4 AA Alkaline Batteries (installed)
- User Manual
- Quick Reference Guide

RENEWABLE KITS

Renewable Tester Kits

FLK-FEV300/TY2

- FEV300 Adapter with Soft Cary Case
- FEV300 Type 2 & Type 1 Connector

FLK-FEV300/TY2 & TY1

- FEV300 Adapter with Soft Cary Case
- FEV300 Type 2 Connector

FLK-FEV300/Kit

- FEV300 Adapter with Soft Cary Case
- Fluke 1664 FC Installation Tester with Hard Carry Case

Fluke SMFT-1000/Pro

- Fluke SMFT-1000 Multifunction PV Analyser
- Fluke IRR2- BT Wireless Solar Irradiance Meter Pro
- Fluke 393 FC CAT III 1500 V True-RMS Solar Clamp Meter
- TruTest™ Data Management and Reporting Software
- Pomona PVLEAD3 MC4 Solar Clamp Test Lead Set
- Professional Tool Backpack

Solar Tools Kits

Solar Tools Kit with 87V MAX Digital Multimeter and Solar Test Leads

- Fluke 87V MAX True-RMS Digital Multimeter
- TL175 TwistGuard Test leads
- Soft Carrying Case

Solar Tools Kit with Fluke 393 FC Clamp Meter and Solar Test Leads

- Fluke 393 FC CAT III 1500 V True-RMS Solar Clamp Meter
- iFlex 18-inch Flexible Current Probe
- CAT III 1500V Rated Test Leads
- Premium Carrying Case

Solar Tools Kit with 393 FC Clamp Meter, Irradiance Meter and Solar Test Leads

- Fluke 393 FC CAT III 1500 V True-RMS Solar Clamp Meter
- FLK-IRR1-SOL Irradiance Meter
- iFlex 18 inch Flexible Current Probe
- C250 & Premium Carrying Cases

INSULATED HAND TOOL KITS

Fluke Insulated 7 Unit Screwdriver Kit (IKSC7)

- ISLS3 Insulated Slotted Screwdriver 2.5 mm, 75 mm
- ISLS5 Insulated Slotted Screwdriver 4 mm, 100 mm
- ISLS8 Insulated Slotted Screwdriver 6 mm, 125 mm
- IPHS1 Insulated Phillips Screwdriver #1, 75 mm
- IPHS2 Insulted Phillips Screwdriver #2, 100 mm
- ISQS1 Insulated Squared Screwdriver #1, 100 mm
- ISQS2 Insulated Squared Screwdriver #2, 125 mm

Fluke Pack30 Professional Tool Backpack + Insulated Hand Tools Kit (IKPK7)

- Fluke Pack30 Professional Backpack
- ISLS3 Insulated Slotted Screwdriver
- ISLS5 Insulated Slotted Screwdriver
- ISLS8 Insulated Slotted Screwdriver
- IPHS1 Insulated Phillips Screwdriver
- IPHS2 Insulted Phillips Screwdriver
- INLP8 Insulated Long Nose /w Side Cutter
- INDC8 Insulated Heavy Duty Diagonal Cutter
- INCP8 Insulated Linesman Combination Plier
- RUP8 Roll Up Pouch

Fluke 87V Industrial Multimeter + Insulated Hand Tools Kit (IB875K)

- Fluke 87V Industrial Multimeter
- ISLS3 Insulated Slotted Screwdriver
- ISLS5 Insulated Slotted Screwdriver
- ISLS8 Insulated Slotted Screwdriver
- IPHS1 Insulated Phillips Screwdriver
- IPHS2 Insulted Phillips Screwdriver
- INLP8 Insulated Long Nose /w Side Cutter
- INDC8 Insulated Heavy Duty Diagonal Cutter
- INCP8 Insulated Linesman Combination Plier
- RUP8 Roll Up Pouch

Fluke Insulated 3 Unit Pliers Kit (IKPL3)

- INLP8 Insulated Long Nose /w Side Cutter
- INDC8 Insulated Heavy Duty Diagonal Cutter
- INCP8 Insulated Linesman Combination Plier
- RUP8 Roll Up Pouch

Fluke 117 Electrician's Multimeter + Insulated Hand Tools Kit (IB117K)

- Fluke 117 Electrician's Multimeter
- ISLS3 Insulated Slotted Screwdriver
- ISLS5 Insulated Slotted Screwdriver
- ISLS8 Insulated Slotted Screwdriver
- IPHS1 Insulated Phillips Screwdriver
- IPHS2 Insulted Phillips Screwdriver
- INLP8 Insulated Long Nose /w Side Cutter
- INDC8 Insulated Heavy Duty Diagonal Cutter
- INCP8 Insulated Linesman Combination Plier
- RUP8 Roll Up Pouch

Fluke 376 FC True-RMS Clamp Meter + Insulated Hand Tools Kit (IB376K)

- Fluke 376 FC AC/DC Clamp Meter
- iFlex® Flexible Current Probe
- TPAK Magnetic Hanging Strap
- TL75 Test Leads
- ISLS3 Insulated Slotted Screwdriver
- ISLS5 Insulated Slotted Screwdriver
- ISLS8 Insulated Slotted Screwdriver
- IPHS1 Insulated Phillips Screwdriver
- IPHS2 Insulted Phillips Screwdriver
- INLP8 Insulated Long Nose /w Side Cutter
- INDC8 Insulated Heavy Duty Diagonal Cutter
- INCP8 Insulated Linesman Combination Plier
- RUP8 Roll Up Pouch

Fluke Insulated Hand Tools Starter Kit (IKST7)

- ISLS3 Insulated Slotted Screwdriver 2.5 mm, 75 mm
- ISLS5 Insulated Slotted Screwdriver 4 mm, 100 mm
- ISLS8 Insulated Slotted Screwdriver 6 mm, 125 mm
- IPHS1 Insulated Phillips Screwdriver #1, 75 mm
- IPHS2 Insulted Phillips Screwdriver #2, 100 mm
- INLP8 Insulated Long Nose /w Side Cutter
- INDC8 Insulated Heavy Duty Diagonal Cutter
- INCP8 Insulated Linesman Combination Plier
- RUP8 Roll Up Pouch

Cabling, copper or fiber optic, is a major cause of downtime on time sensitive industrial networks. Losing just a few data packets in a short time can cause a machine to shut down. This is especially true in industrial environments, where network cables are exposed to vibration, flexing, moisture, temperature changes and electromagnetic interference (EMI) from motor drives and other devices.

VERSIV™ CABLING CERTIFICATION SYSTEM

DSX CableAnalyser™ Series Copper Certification

- ETL Verified for complete Cat 8 support including Level 2G Accuracy
- Eight second Cat 6A test time
- Graphically displays the source of failures including crosstalk, return loss and shield faults
- Meets IEC Level V for Class FA
- Endorsed by cabling vendors worldwide

Search for:
DSX2-8000QI AP, DSX2-8000QI AP

CertiFiber® Pro Optical Loss Test Set

- Fastest time to certify - two fibers at two wavelengths in three seconds
- Full Encircled Flux compliance, per TIA/ISO requirements
- Quad module supports multimode and single-mode
- Extended single - mode distance range to 130 km
- Built-in Visual Fault Locator

Search for:
CFP2-100-Q AP, CFP2-100-QI AP, CFP-Q-ADD

OptiFiber® Pro Series OTDR

- Industry's shortest event and attenuation dead zones
- Accelerate fiber certification with the fastest set-up and trace times
- EventMap™ view negates the need for OTDR Trace Analysis
- Built-in Visual Fault Locator
- SmartLoop™ cuts certification time by 50% or more

Search for:
OFP2-100-Q AP, OFP2-100-QI AP, OFP2-CFP-QI AP, OFP-Q-ADD

FiberInspector™ Ultra Inspection Camera

- Total MPO and single-fiber endface visibility with live view from full trunk to individual endface
- Works with iOS or Android phones or Versiv/LinkWare
- Automated pass/fail results
- Multiple autofocus/ autocentering camera design for real time imaging
- Rugged, ergonomic design with convenient holster

Search for:
FI2-7000 AP, FI2-7300 AP, FI-3000

COPPER CABLE TROUBLESHOOTING AND CONNECTIVITY

MicroScanner™ Cable Verifier Series

- Straightforward Interface - Graphical wiremap, length, cable ID, and distance to fault displayed on one screen
- Multimedia Support - Tests all common media types including RJ11, RJ45, Coax(MS2 only), with no need for adapters
- IntelliTone Toning - Trace virtually any cable or wire pair with IntelliTone digital and analog toning
- VDV Service Detection - Verifies today's media services, including 10/100/1000

  Ethernet, POTS, and PoE
- Oversized Display - Large, backlit LCD makes results crystal clear whether in bright sunshine or a dark closet

Search for:
MS2-100, MS2-KIT

MicroScanner™ PoE

- PoE Switch Verification - Determine if a switch port can provide enough power by reporting PoE class (0-8)
- Powered Pairs - Graphically identifies powered pairs. Including Dual Signature where the switch port delivers power on 2 or 4 pairs (802.3bt or PoE ++)
- Active Switch Detection - Determine if a cable is connected to a switch port and port speed up to 10G
- Cable Testing - Identify any shorted, open or crossed wires at both ends, length ofeach pair, and send tones to find cables.
- Validate and troubleshoot your Industrial Ethernet copper cabling
- PoE Injector verification - Display injector voltage level
- IE model tests common connector types including RJ11, RJ45, Coax, and Industrial Ethernet connector types (M12X, M12D, an M8D)

Search for:
MS-POE, MS-POE-IE, MS-POE-KIT

MicroScanner™ PoE Industrial Ethernet Professional Kit

- Perform Cable Testing on Industrial Ethernet Networks (including Ethernet/IP, Profinet, EtherCat based systems)
- Display cable length, wiremap and distance to fault
- Display network switch speeds up to 10G and PoE
- Locate and trace cable with IntelliTone(TM) and Remote ID set
- Report PoE class (0-8)

Search for:
MS-POE, MS-POE-IE, MS-POE-KIT, MS-POE-IE-KIT

FEATURED COPPER CABLE TEST SOLUTIONS

	Pro 3000	Intellitone Pro	Micro-Mapper	TS100	MS2-100 MS2-100-IE	MS-POE MS-POE-IE	LIQ-100 LIQ-100-IE	LIQ-DUO LIQ-DUO-IE
Port Location ID								
Digital toning		✓			✓	✓	✓	✓
Analog toning	✓	✓	✓	✓	✓	✓	✓	✓
Switch presence		✓			✓	✓	✓	✓
Identify switch name, port ID and VLAN							✓	✓
VDV service detection					✓	✓		
Cable Verification								
Cable wiremap		✓	✓		Graphical	Graphical	Graphical	Graphical
Cable length				✓	✓	✓	✓	✓
Qualify cabling speed (10/100/1000/10G)							✓	✓
Identify NBASE-T Capability						✓	✓	✓
Identify PoE Capability						✓	✓	✓
Cable Troubleshooting								
Identify open/short	✓	✓	✓	✓	✓	✓	✓	✓
Distance to open/short				✓	✓	✓	✓	✓
Identify crosstalk fault							✓	✓
Wi-Fi Testing								
Networks, Channels, Access Points								✓
Industrial Ethernet								
Validate IE connectivity					✓	✓	✓	✓

SOLUTIONS FOR FIBER OPTIC CONTAMINATION

FI-1000 FiberInspector™ Pro Kit

A USB Fiber Inspection Video probe for Versiv products plus tip set (LC, FC/SC bulkhead, 1.25 and 2.5mm universal tips in a box).

Search for:
FI-1000-KIT

FiberLert™ Fiber Light Detector

Detects optical power in SM and MM fiber (850 to 1625 nm)

Search for:
FIBERLERT-125

Fiber Media Converters for LinkIQ™ Testers

Test fiber optic network ports with any LinkIQ™ Tester

Search for:
FMC-10G, FMC-1G, LIQ-DUO-FMC, LIQ-KIT-FMC

FEATURED COPPER CABLE TEST SOLUTIONS

Pro3000™ Analog Tone and Probe

- Tone and trace on non - active networks
- Identify exact pair with SmartTone technology and five distinct tones
- Loud speaker on probe easy to hear through drywall, wood, and other material
- Clear - Innovative filter technology blocks interference ("buzz") that makes tracing difficult ("F" modles only)
- Clips allow easy access to individual pairs and RJ11 easily connects to telephone jacks - no need for adapters

Search for:
PRO3000F50-KIT Tone and Probe Kit

TS®100 Cable Fault Finder

- Numeric distance display
- Identify pairs with SmartTone™ generation technology
- Identify and locate distance to opens and shorts
- Works on any two or more conductor cable up to 3,000 feet (915 metres)

Search for:
26500000 TS100 with BNC to Alligator Clips

IntelliTone™ Pro 200 LAN Tone and Probe

- Digital toning eliminates noise and false signals
- SmartTone™ analog toning isolates individual wire pairs
- Locates cables safely and effectively on active networks
- Visible end-to-end continuity test
- Built in wire mapper
- Works on twisted pair, audio, and video cabling

Search for:
MT-8200-60-KIT

MicroMapper™

- Simple verification of wiremaps and identification of faults with LEDs
- Tests twisted pair cables for open circuits, shorts, crossed pairs, reversed pairs and split pairs
- Remote identifier enables one-person testing
- Built-in tone generator for tracing installed cables hidden in walls, floors and ceilings.
  Works with Pro3000™ Tone and Probe (sold separately)

Search for:
MT-8200-49A

TELEPHONE TEST SET COMPARISON

	TS®54 TDR	TS®52 PRO	TS®22A	TS®22	TS®25D	TS®30	TS®19
TDR to detect shorts, opens, and distance to open	✓						
Built-in toner	✓						
Display—back lit LCD and glow-in-the-the dark keypad	✓	✓			LCD only		
Extended range high-impedance DataSafe operation in monitor mode	✓	✓			✓		
Data lockout protection Data lockout override	✓	✓			✓		
DSL/POTS filtering technology	✓	✓			✓		
Low/high voltage indication	✓	✓			✓		
Low current (mA) indication	✓	✓			✓		
Over voltage protection Over current protection	✓	✓	✓	✓	✓	✓	
Two-way speakerphone for true hands-free conversations	✓	✓	✓				
One-way amplified speaker for hands-free monitoring	✓	✓	✓	✓	✓		
Waterproof—exceeds American Military Spec. MIL-STD-810E	✓	✓					
DropSafe—passes 20 foot (6 metre) drop test onto concrete	✓	✓	✓	✓		✓	
Polarity indication in talk mode	✓	✓	✓	✓	✓	✓	✓
Stores nine 18-digit numbers in repertory dialer (speed dialing)	✓	✓	✓	✓	✓		

4 and 8 Wire Modular Adapters

- Easily complete testing and obtain circuit access on working lines without disrupting service
- Clear circuit markings on the sides and bottom of the unit
- Test line status with the 4-wire modular adapter

Model	Description
10113000	4 wire
10210100	4-wire in-line
10210101	4-wire in-line with K-Plug
10220100	6-wire in-line
10220101	6-wire in-line with K-Plug
10230100	8-wire in-line
10230101	8-wire in-line with K-Plug

TERMINATION TOOLS AND ADAPTERS

Ergonomic design, high-quality materials and Fluke Networks quality for separating, stripping and cutting wire. Perfect tools for your every job.

	Modular Crimper	Need-L-Lock™ Crimping Pliers	D-Snips™	Cable Strippers	Probe Pic	Can Wrenches
SKU	11212530	11294000	44300000	44210015	44600000	44007000

D914™ Series Impact Tools

- Hook, spudger and blade storage tools are built into the handle
- Select low impact for 24/26 gauge wire or high impact for 22-gauge wire
- Optional Phillips-head or flat screwdriver blade
- Supports a variety of torque tool bits and sockets
- Easy blade insertion, locks in place
- D914S features soft touch rubber handle and ergonomic design

Search for:
10061501 D914S impact tool with EverSharp 110, EverSharp 66 blade and free blade

Pro-Tool™ Kits

- Ergonomically designed Dur-a-Grip™ pouch for convenient tool storage on belt
- D914™ and D814™ industry standard punchdown tools make for solid terminations
- Easy to use cable stripper quickly rings
  and slits many types of cable
- Probe Pic checks for loose or damaged connections
- Cut and strip wire with Electricians' D-Snips™
- Three kit combinations available

Search for:
11293000

JackRapid™ Punchdown Tool

- Terminate jacks eight times faster than traditional impact tools. The patented design seats and terminates all wires simultaneously. Built-in blade cuts off the excess wire eliminating the need for a secondary trim step
- High-quality, consistent terminations
- Ergonomic design reduces hand fatigue
- Convenient, built-in stripper
- Multiple versions support several jack manufacturers

JackRapid™

Model	Description
JR-PAN-2	For Panduit NK6X88M, NK688M, NKP5E88M
JR-ORT-2	For Ortronics® TJ5E00, TJ600, TJ610
JR-SYS-2	For Systimax® MGS400, MGS600, MFP420, MFP520 and Commscope® UNJ10G
JR-LEV-2	For Leviton® 61110, 5G110, 6110G
JR-SYS-UNI-1	For Systimax MPS100E, C5, M1BH and Commscope UNJ600/500/300
JR-LEV-1	For Leviton 41106, 41108, 5G108

Punchdown Blades

Model	Description
10176500	EverSharp 110 blade
10178600	EverSharp 110/66 cut blade
10056500	EverSharp 66 blade
10565000	Krone blade
10565110	Krone/110 cut blade
10176000	110 blade
10436001	Centerpunch blade
10465001	3M System D blade
10645001	Wood screw starter punch
10665000	BIX blade
10056000	66 blade
10057000	630 blade
10979002	Blade storage case

INDEX

TEST TOOLS

1

113 22
114 22
115 22
116 22
116/323 KIT 22, 189
116/62MAX+ KIT 189
117 22
117/323 KIT 22, 189
123B/AU 115
124B/AU 115
125B/AU 115
154 HART 126
1503 93
1502A/1504 132
1507 93
1524 129
1535 92
1537 92
1555 94
1550C 94
1550C KIT 94, 191
1551AEX 129
1552AEX 129
1555 94
1555 KIT 94, 191
1586A 130
1587 FC 91
1587/62+ FC KIT 91, 191
1587/1400 FC KIT 91, 191
1587/MDT FC KIT 91, 191
1620A 132
1623-2 96
1623-2 KIT 96, 191
1625-2 96
1625-2 KIT 96, 191
1630-2 FC 97
1662 AU 99
1663 FVF AU 99
1664 FC FVF AU 99
1672 100
1673 FC 100
1674 FC 100
17B MAX 20
1732/B 106
1732/INTL 106
1734/B 106
1734/INTL 106
1736/B 107
1736/INTL 107
1738/B 107
1738/INTL 107
1742/15/INTL 108
1742/30/INTL 108
1746/15/INTL 108
1746/30/INTL 108
1748/15/INTL 108
1748/30/INTL 108
175 21
177 21
179 21
1773 104
1775 104
1777 104
179/EDA2 21, 189
179 IMSK KIT 21, 189
190-062-III 114
190-062-III-S 114
190-102-III 114
190-102-III-S 114
190-104-III 114
190-104-III-S 114
190-202-III 114
190-202-III-S 114
190-204-III 114
190-204-III-S 114
190-502-III 114
190-502-III-S 114
190-504-III 114
190-504-III-S 114
1AC-A1-II 40

2

2052 45
2062 45
27 II 23
2700G-BG 144
2700G-G 144
279 FC I/B KIT 14
279 FC/IFLEX 14, 189
28 II 23
28 II EX/AU 23, 156
283 17
287 16
287/FVF KIT 16, 189
287/FVF/IR3000 KIT 16, 189
289 16
289/FVF KIT 16, 189
289/FVF/IR3000 KIT 16, 189
289IMSK KIT 189

3

3000 FC 15
3000 FC GM KIT 15, 190
3000 FC HVAC KIT 15, 190
3000 FC IND KIT 15, 190
3000 FC/1AC-II KIT 15, 190
3000 FC/EDA2 KIT 15, 190
3000 FC/TPAK KIT 15, 190
3130-G2M 147
301D 32
323 33
325 33
355 34
365 35
368 FC 36
369 FC 36
374 FC 31
375 FC 31
376 FC 31
377 FC 30
378 FC 30
381 35
393 FC 29
393 FC PVLEAD 79,193
393 IRR PVLEAD 79,193

4

406E 70
410 70
417D 71
417D/62MAX+ KIT 71, 192
4180 133
4181 133
424D 71

5

51 II 51
52 II 51
53 II B 51
54 II B 51
561 49
566 49
568 49
568EX 49, 156
572-2 49

6

6109A 132
6200-2 101
62MAX 50
62MAX+ 50
62MAX+/323/1AC 50, 192
64MAX 50
6500-2 101

7

700G 140
700G-TRACK 140
700HPPK 145
700PTPK2/APAC KIT 140, 185
700RG 141
705 123
707 123
709 122
709H 122
709H/TRACK 122
710 122
7109A 132
712B 127
714B 127
715 123
717 135
718 135
718EX 135, 156
719 135
719PRO 137
721 136
721EX 136, 156
724 127
725 124
726 124
729 138
729 PRO 139
730G 142
730G/PCSW 142
750PXX 134
750PEX 134, 156
750SW DPC/TRACK2 138
7526A 129
753 125
754 125
754/750SW 125
77IV 24
771 121
772 121
773 121
787B 120
789 120
789/T3000 FC KIT 120, 192

8

802EN 150
802ES 150,184
805 FC 151
810 152
820-2 151
831 153
835 154
830/SHIMS 184
83V 18
87V 18
87V KIT 189
87V MAX 18
87V MAX KIT 189
87V MAX PVLEAD 79, 193
8808A 26
8808A/SU 26
88V 19

9

902 FC 36
9040 44
9062 44
9100S 130
9100S-A-256 130
9100S-B-256 130
9100S-C-256 130
9100S-D-256 130
9102S 130
9103 131
9132 133
9133 133
922 85
922/KIT 85, 192
925 88
930 88
931 88
941 88
945 88
972B 87
972ES 87
985 86

A

A3000 FC 7, 190

A3000 FC KIT 7, 190
A3001 FC KIT 7, 190
A3001FC 7
A3002 FC 7
A3003 FC 8
A3004 FC 8

B

BT510 38
BT520 38
BT520ANG 38
BT521 38
BT521ANG 38

C

CO-205 86
CO-220 86
CV200 64
CV201 64
CV300 64
CV301 64
CV400 64
CV401 64

D

DS703 FC 68

F

FEV300 80
FEV350 81
FLUKE CONNECT® 5, 54
FLUKE CONNECT® EXPRESS 54
FLUKE SMARTVIEW® 54
FLUKE iSEE® APP 55

I

II500 66
II905 66
II915 66
IRR1 76
IR3000 FC 177

L

LENS/25MAC2 65
LENS/4XTELE2 65
LENS/TELE2 65
LENS/WIDE2 65
LVD2 40

M

MDA-550 113
MECQ™ 67

N

NORMA 6003 109
NORMA 6003+ 109
NORMA 6004 109
NORMA 6004+ 109

P

P3000 146
P3100 146
P3200 146
P5510-2M 144
P5513-20M 144
P5514B-70M 144
P5515-140M 144
P5531 144
P5532 144
PC3000 FC 11, 177
PRV240 25
PRV240FS 25
PTI120 56
PVA-1500T2 82
PVA-1500HE2 82

R

RSE30/60 63

S

ST240+ 42
SMFT1000 77

T

T90 43
T110 43
T130 43
T150 43
T3000 FC 10
T3000 FC KIT 190
T5-1000 40
T5-600 40
T6-1000 PRO 41
T6-600 41
T6-600/62MAX+/1AC KIT 191
TI300+ 58
TI300U 59
TI401 PRO 58
TI401U 59
TI480 PRO 58
TI480U 59
TIS20+ MAX 57
TIS55+ 57
TIS60+ 57
TIS75+ 57
TIX501 60
TIX580 60
TIX875 61
TIX885 61
TIX1060 62
TC01A 55
TC01B 55
TC01C 55

V

V3000 FC 9
V3000 FC KIT 190
V3001 FC 9
V3001 FC KIT 190
V3003 FC KIT 190
VR1710 110
VT06 48
VT08 48

ACCESSORIES

1524-CASE 129
1551-CASE 129
1551-CBL 129
1586-CASE 130
166X-MTC-AU 100
1730-CABLE 183
1732/UPGRADE 183
1736/UPGRADE 183
1730-HANGER 182
1742-6/8 UPGRADE 108
174X GPS-REC 183
174X HANGER 182
1750/CASE 183
177X WIFI/BLE 105
17XX AUX 183
17XX I40S-EL 182
17XX-TL 0.1M 106
17XX-TL 1.5M 106
17XX-TL 2M 182
3.8MM SCOPE 68
3PHVL-1730-5M 108
3140R 183
3210-PR-TF-II 183
3310-PR-TF-II 183
3312-PR-TF-II 183
4180-APRT 2 133
4180-CASE 133
5.5MM SCOPE 68
5540/5541 146
700HPM 145
700HTH-1 185
700ILF 185
700-IV 185
700LTP-1 185
700MTH 185
700M20TH 185
700PMP 185
700PRV 185
700PTPK2/APAC 185
7109-2027 132
7109-2051 132
7109-2080 132
7109-CASE 132
71X-HOSE 185
71X-TRAP 185
720RTD 185
720URTDA 185
730HTP/70M 142
730LTP/40K 142
730LTP/600K 142
730PTP/10M 142
750SW 125
754HCC 125
8.5MM SCOPE 68
80AK-A 169
80BK-A 169
80CJ-M 168
80CK-M 168
80I-110S 172
80I-2010S 183
80PJ-1 169
80PJ-9 169
80PK-1 169
80PK-10 169
80PK-11 169
80PK-18 169
80PK-22 169
80PK-24 169
80PK-25 169
80PK-26 169
80PK-27 169
80PK-3A 169
80PK-8 169
80PK-9 169
80PR-60 169
80PT-25 169
80T-150UA 169
80TK 169
810PAAC 184
810QDC 184
810S 184
810SC-20 184
810SMM 184
810SMP 184
810T 184
830/MAGNET 184
830/SHIMS 184
85RF 176
9142-CASE 131
9MM SCOPE 68
AC175 163
AC220 164
AC280 164
AC283A 164
AC285 164
AC285-FTP 164
AC288 163
AC87 164
AC89 164
AS400 180
BB120-IV 115
BC190/830 179
BC430/820 179
BHT190 179
BP1730-BATTERY 183
BP190 179
BP290 179
BP291 179
BP7235 185
BP7240 185
BP880 178
BP881 178
C101 176
C115 175
C116 175
C11XT 176
C120B 115
C125 175
C150 175
C1600 176
C1740 182
C195 175
C25 175
C280 175
C290 176
C33 175

C345 175
C35 175
C37XT 176
C437-II 182
C50 175
C550 175
C570 175
C789 176
C799 176
CXT1000 176
CXT1555 94
CXT170 176
CXT280 176
CXT80 176
EBC290 180
EI-1623 96
EI-1625 96
EI-162BN 96
ES-162P3 96
ES-162P4 96
ES165X 99
F17XX CABLE MARKERS 183
FOM 177
FOS-850 177
FOS-850/1300 177
FTP-1 165
FTPL-1 165
FVF-BASIC 187
FVF-SC2 187
H15 HOLSTER 176
H5 HOLSTER 176
H900 164
HART DRYWELL CABLE 131
HC120 180
HT6 176
I1000S 171
I1010 173
I17XX-FLEX1.5KIP 182
I17XX-FLEX1500 182
I17XX-FLEX3000 182
I17XX-FLEX3KIP 182
I17XX-FLEX5M-EXT 182
I17XX-FLEX6000 182
I17XX-FLEX6KIP 182
I200 170
I2000 FLEX 170
I200S 170
I3000S 170
I3000S FLEX 170
I30 173
I30S 173
I310S 173
I400 171
I400S 171, 182
I40S-EL 171, 182
I40S-PR 183
I410 173
I410-KIT 173
I430-FLEXI-TF-II 182
I5S 182
I5SPQ3 182
I5S-PR 183
I6000S FLEX 171
I800 171
IB117K 159, 194
IB179K 159, 194
IB376K 159, 194
IB875K 159, 194
IKPK7 159, 194
IKPL3 159, 194
IKST7 159, 194
IKSC7 159, 194
INLP8 194
INDC8 194
INPP10 194
INCP8 194
IP65 VOLT CONN 182
IPHS1 158
IPHS2 158
IR189USB 177
IR3000 FC 177
ISLS3 158
ISLS5 158
ISLS8 158
ISQS1 158
ISQS2 158
L200 177
L205 177
L206 177
L210 177
L211 177
L215 177
MP1-3R/1B 182
MP1-MAGNET PROBE 1 182
P5543 146
PACK30 159,175
PC3000 FC 11, 177
PM9081 180
PM9082 180
PM9091 180
PM9092 180
PM9093 180
PT12 85
PVLEAD1 79
PVLEAD3 79
RPM80 178
RS400 180
RS500 180
RUP8 159
SBP810 184
SCC120B 115
SCC128 179
SCC198 179
SCC298 179
SP-SCAN-6000 101
STL120-IV 115
T5-RLS 40, 41
TB25 175
TI-BLUETOOTH 57, 60
TI-CAR CHARGER 60,161
TI-SBC3B 161
TI-SBP3 161
TI-TRIPOD2 161
TI-TRIPOD3 161
TL175 163
TL1500DC 163
TL1550B 92
TL220 167
TL221 164
TL222 164
TL223-1 167
TL224 164
TL238 165
TL26A 163
TL27 164
TL28A 178
TL40 163
TL71 163
TL75 163
TL76 163
TL80A 167
TL81A 167
TL82 178
TL910 163
TL930 165
TL932 165
TL935 165
TL940 165
TL950 165
TL960 165
TL970 165
TLK1550-RTLC 94
TLK-220 167
TLK-225 167
TLK281 178
TLK282 178
TLK287 167
TLK289 167
TLK290 165
TLK291 165
TLS430 167
TP1 164
TP165X 163
TP175 164
TP2 164
TP220 164
TP38 165
TP4 164
TP40 178
TP74 165
TP80 165
TP81 178
TP82 178
TP88 178
TP912 163
TP920 163, 180
TPAK 176
TPS CLAMP 10A/1A 183
TPS CLAMP 200A/20A 183
TPS CLAMP 50A/5A 183
TPS FLEX 18-TF-II 183
TPS FLEX 24-TF-II 183
TPS FLEX 36-TF-II 183
TRM50 180
VPS41 179
VPS410-II-X 179
VPS420-X 180
WC100 182
ZERO ADAPTER 99

FLUKE NETWORKS

10056000 201
10056500 201
10057000 201
10113000 200
10176000 201
10176500 201
10178600 201
10210100 200
10210101 200
10220100 200
10220101 200
10230100 200
10230101 200
10436001 201
10465001 201
10565000 201
10565110 201
10645001 201
10665000 201
10979002 201
11293000 201
CABLE STRIPPERS 201
CAN WRENCHES 201
D914S 201
D-SNIPS 201
JACKRAPID TOOL 201
JR-LEV-1 201
JR-LEV-2 201
JR-ORT-2 201
JR-PAN-2 201
JR-SYS-2 201
JR-SYS-UNI-1 201
LIQ-100 198
LIQ-100-IE 198
LIQ-DUO 198
LIQ-DUO-IE 198
LIQ-KIT 198
LIQ-KIT-IE 198
MODULAR CRIMPER 201
MS-POE 197
MS-POE-IE 197
MS2-100 197, 198
MS2-100-IE 197, 198
MT-8200-49A 199
MT-8200-60-KIT 199
CRIMPING PLIERS 201
PRO3000 199
PROBE PIC 201
TS100 198

Notes

Notes

Notes

Fluke Australia Support

Customer Care

Please contact our customer care team for the following enquiries:

- Price enquiries
- Lead times
- Orders
- Feedback

Phone: 1300 135 853

Email: ordersanz@fluke.com

Contact Us
fluke.co/contact

Technical Support

Please contact our customer technical support team for the following enquiries:

- Product Technical Support
- Something not working
- Technical Product Information and questions

Phone: 1300 135 853

Submit a support request here: fluke.co/techsupport

Tech Support
fluke.co/techsupport

Calibration, Repairs and Warranty

Authorised Service Provider

Need your Fluke Test Tool repaired or calibrated?

We recommend **Fluke Australia's Authorised Repair and Calibration Service Agent**, for all calibration, repairs, service and warranty requirements.

How it works

1. Request service online

Submit the online form to request a Fluke calibration or service.

2. You will be contacted

You will be contacted by a representative with further details.

3. Send product for service

Send your tool to the delivery address provided.

4. Receive serviced product

Your tool will be calibrated or repaired and returned to you.

Calibration
fluke.co/calibrate

Repairs
fluke.co/repairs

Limited Lifetime Warranty

Lifetime is defined as seven years after Fluke discontinues manufacturing the product, but the warranty period shall be at least ten years from date of purchase; (Lifetime Warranty applies to products manufactured after October 1996).

The warranty does not cover manuals, fuses, disposable batteries, damage from neglect, misuse, contamination, alteration, accident or abnormal conditions of operation or handling, including failures caused by use outside of the product's specifications, or normal wear and tear of mechanical components. This warranty covers the original purchaser only and is not transferable.

Fluke Australia Pty Ltd ACN 086 173 882 Warranty

Fluke Australia's obligations regarding product warranties are outlined on the Fluke website at **fluke.co/warranty**

Fluke Australia's warranty will always apply to Fluke branded products imported or supplied by Fluke Australia.

1. Our warranty does not apply to any products purchased at auction (whether online or otherwise). If you buy a Fluke product at auction then we do not warrant that product; and
2. Our warranty does not apply to any Grey Products that you buy from a non-Fluke Australia Authorised Distributor.

Fluke Australia recognises that it is the right of every Consumer to decide who they purchase products from. However, if the Consumer chooses to purchase Fluke branded products from any supplier other than Fluke Australia (where applicable), or a non-authorised distributor or reseller in Australia, New Zealand or the Pacific Island region who have not obtained their products from Fluke Australia, then you may be purchasing a product that is not covered by Fluke Australia's warranty.

If you would like to know which distributors or resellers stock Fluke branded products that come with our warranty, then please refer to the Where to Buy section of our website at **fluke.co/wtb**

Warranties
fluke.co/warranty

Protect your Fluke investment.

Authorised Distributor

Fluke Australia sells its products only through its network of Authorised Distributors and Wholesalers in Australia, New Zealand and the Pacific Island regions which can be found at **fluke.co/wtb**

Fluke stand behind their products. We strive to provide quality products, exceptional customer service, and a warranty that protects your investment in the event your product should encounter any issues. To ensure you receive the quality service you deserve, we select Fluke Authorised Distributor's and Service Centre's whom we believe share our vision of quality and service and are providing you 100% Fluke genuine product for use in the local market.

Benefits of purchasing via a Fluke Australia Authorised Reseller*

- Be reassured you've purchased a 100% Fluke genuine product
- Your Fluke investment is covered by Fluke Australia's warranty
- Get more back: Take advantage of Fluke Australia's exclusive deals and promotional offers
- Get the Fluke Service you expect
- Training and support on your Fluke product

Find your local Fluke Australia authorised reseller at: fluke.co/wtb

*If you are currently purchasing via a local electrical wholesaler in Australia, New Zealand or the Pacific Island regions who are not on our Where to Buy Page, please contact them direct and ensure they are purchasing from a Fluke Authorised Distributor.

Authorised Distributors
fluke.co/wtb